

AXOR



PRODUCT CATALOGUE 2023

Modern bathroom planning is increasingly about expressing personal style. For more than 25 years, AXOR has stood for the design of personal bathrooms. To this end, customers have access to an impressive range of around 2,000 products from the AXOR collections and AXOR programs. The collection and program overviews in the AXOR Product Catalog list all products – from classic to avantgarde – including the key sales arguments to get your customers on board with AXOR. With the AXOR FinishPlus and AXOR Signature customization services, AXOR offers even more options for designing individual bathrooms. Find out how AXOR uses new materials to turn the faucet into a sensuous experience in terms of feel and look in the chapter on customization. Support for shower planning with select product combinations, as well as concrete installation tips, can be found in the Planning and Installation chapter. In the AXOR Inspiration chapter, you will find projects from all over the world that show how AXOR products contribute to the unique style of a hotel or residence. Our Design Lexicon serves as a reference for your sales meetings with design-savvy customers. Here, you will find color-coded explanations of the most important terms from the world of architecture and design.

Errors and omissions excepted.

Upon publication of this product catalogue, all previously published product books are no longer valid.

Figures given for dimensional drawings are in mm.

When installing the products, please follow the instructions in the installation manual.

All products are subject to availability. The availability may be temporarily impacted by material shortages, interruptions in the supply chain or other force majeure events.

Please contact us for further details.

The following general terms and conditions shall apply:

<https://www.hansgrohe.com/terms-of-conditions>

Contents

THE AXOR BRAND	4
AXOR ONE	62
AXOR EDGE	96
AXOR MY EDITION	126
AXOR STARCK	150
AXOR STARCK ORGANIC	184
AXOR CITTERIO	204
AXOR CITTERIO E	244
AXOR CITTERIO M	276
AXOR URQUIOLA	298
AXOR MASSAUD	322
AXOR UNO	330
AXOR MONTREUX	368
AXOR SHOWERS / FLOW DIAGRAMS	404
AXOR ACCESSORIES	520
AXOR ELECTRONIC FAUCETS	568
AXOR KITCHEN FAUCETS	578
AXOR BASIC SETS, WASTES, OVERFLOWS	600
PLANNING & INSTALLATION	638
AXOR INSPIRATION	662
AXOR DESIGN DICTIONARY	676

For us, rooms are more than a home. They are sources of inspiration that turn everyday actions into conscious rituals. The objects used in the process reflect not just the taste, but also the personality of their inhabitants.

From personalities –

Our iconic objects for luxury bathrooms and kitchens are created in collaboration with some of the best designers of our time, whose ideas challenge our habits of perception and change our everyday lives. People who live individuality and understand design as an expression of personality.

for personalities

The bathroom and kitchen are among some of our most intimate living spaces, places where we often just take care of ourselves. The element of water we use to do so is a precious commodity. Through outstanding design, we give it a form that unmistakably expresses this appreciation.

FROM PERSONALITIES FOR PERSONALITIES

The AXOR Success Story

For almost 30 years, AXOR has been helping architects, interior designers, and discerning customers express their personalities. AXOR has permanently changed the design and understanding of faucets and bathrooms like no other brand has – from functional sanitary spaces to individual places of wellbeing.

In 1981, Klaus Grohe commissions the first designer faucet for the Hansgrohe Group: Allegroh, designed by Esslinger Design, origin of the famous Frog Design studio. The first faucet collection in color, UNO, becomes an innovative market sensation. In the 1990s, design becomes a hallmark of prestige, and Klaus Grohe discovers its potential for the sanitation industry. This marks the beginning of AXOR’s success story as a design brand for luxurious products to make the bathroom and kitchen more personal – inspired and created by world-famous, renowned designers.



- 2006 AXOR Massaud and AXOR Montreux
- 2007 AXOR Citterio M
- 2008 AXOR ShowerCollection – the first shower product range
- 2009 AXOR Urquiola
- 2012 AXOR Starck Organic
- 2013 AXOR WaterDream and product launch of AXOR Showers designed by Front and Nendo

1993

Establishment of the AXOR Brand

2003

AXOR Citterio



- 1994 AXOR Starck: Presentation with Salon d’eau by Philippe Starck
- 2000 AXOR WaterDream with PHOENIX – an innovative concept bathroom
- 2003 AXOR Citterio
- 2004 AXOR Starck – Redesign
- 2005 AXOR WaterDream with Patricia Urquiola, Jean-Marie Massaud and Ronan & Erwan Bouroullec

2014



- 2014 AXOR Starck V, AXOR Citterio E and AXOR Universal Accessories

2017

AXOR Showers
PowderRain



- 2015 AXOR One shower products designed by Barber Osgerby and AXOR WaterDream with the ÉCAL design school
- 2016 AXOR WaterDream "Create your own spout"
- 2017 AXOR Uno redesign and AXOR Showers with the innovative PowderRain spray mode
- 2018 AXOR MyEdition



2021

2019 AXOR Edge



2021 AXOR One
AXOR Citerio lever handle variants
AXOR Universal Circular Accessoires



2022

2022 AXOR Conscious Showers
AXOR Universal Rectangular Accessoires
AXOR Starck Nature Shower Column



Philippe Starck

DESIGN VISIONARY

Philippe Starck is one of the most well-known creators of our time. Subversive and poetic, unexpected and free-spirited, rebellious and political, Starck experiments with a mission and a vision: creation, whatever shape it takes, must make life better for the largest number of people possible. As a vision of a better world, his creations attest a responsibility for society and the environment and a love for humanity.



Barber Osgerby

AGENTS OF INTERACTION DESIGN

Barber Osgerby embody the philosophy of interaction design. They stand for the interaction of the user with the product - what they see, hear and need. An art of design that's led to international public commissions and international awards, including the title of Royal Designer for Industry and the Order of the British Empire.

Jean-Marie Massaud

DESIGN ART THAT CONNECTS PEOPLE
AND SPACES

Massaud's unmistakable style provides refreshing stimulation – from product design to architecture. His creations are meant to touch people and provide a better place to live. Strongly influenced by the beauty and utility of nature, he creates synergies between people, design, and space.



Antonio Citterio

MASTER OF ELEGANCE

Nobody else has had an impact on Italian design like Antonio Citterio. As an architect, designer and perfectionist, he creates luxurious objects, interiors and architectural concepts for leading international brands. His signature shows an uncompromising combination of timeless forms and high-quality materials, always under the credo of perfection, of Italian elegance.



Patricia Urquiola

VIRTUOSA OF STYLE FUSION

The Spanish designer enriches the international architecture and design scenes with her feminine design objects. She skillfully combines styles, patterns and materials. She surprises with floral decor, a sensual feel and arouses curiosity with her creations.

PHOENIX

DESIGN FOR REAL LIFE

PHOENIX's creations are tailored to people's real needs and desires in their everyday lives. Touching and forward-looking, always driven by logic, morality, and magic.



Nendo

POETIC DESIGN FROM JAPAN

Oki Sato's creations break with convention. And are easy to understand. The name of his office translates as "modeling clay." An indication that his designs are created in a very playful way. This approach has put him at the top of the international design scene.



Front

THE SWEDISH "AVANTGARDISTES"

Their design isn't typically Scandinavian. It is experimental, a play with visual effects inspired by fashion, film, and science. Their trademark is their ironic point of view and the joy of surprise. Qualities that have the international design scene buzzing.



Why

FIVE REASONS TO CHOOSE AXOR

01 Design diversity

AXOR collaborates with internationally renowned designers. With their highly distinct signatures, they shape the great stylistic diversity and product depth of the AXOR range. Their design approaches set standards again and again – in terms of their avantgarde designs, which are innovative and timeless at the same time. As part of AXOR WaterDreams, designers from completely different disciplines create their vision of the bathroom of the future, completely detached from a product-oriented development. With their ideas, they provide new inspiration for the development of the space, its use, and matching products.

In the following collections, unique water designs create extraordinary haptic and visual experiences – with innovative spray modes and a completely new way of presenting water:

- AXOR Massaud with a natural looking waterfall
- AXOR Starck Organic with the gentle shower spray on a faucet for the first time
- AXOR Starck V with powerful water vortex
- AXOR MyEdition with PowderRain – fitting the faucet design



02 Individualization

The exclusive AXOR FinishPlus and AXOR Signature customization services meet customers' increasing demand for more options to customize bathroom products. With colored PVD surfaces and customized solutions, AXOR products become unmistakably unique.

03 Made in Germany

At AXOR's own factory at its headquarters in Schiltach, Germany, the first-class brand products are created with German engineering quality and a deep commitment to precision – in every detail. This know-how builds on the Hansgrohe Group's more than 120 years of experience, as well as the expertise of every single skilled worker. AXOR is also a pioneer in innovative manufacturing technologies, such as the latest generation diamond drilling machine for ultra-precision milling of surfaces in the AXOR Edge collection.



04 Worldwide presence

As part of the Hansgrohe Group, AXOR has 32 subsidiaries and 22 sales offices worldwide and supplies its products to over 146 countries. AXOR faucets, showers, and kitchen faucets can be found in the world's finest homes, hotels, and restaurants. International architects, planners, and builders trust AXOR quality in products and expert advice.

05 International design awards

AXOR's design achievements – marked by independent, internationally renowned industry experts – are confirmed by the numerous awards the brand has received for first-class product design since the very beginning. These include:

- Red Dot Best of Best for AXOR Edge
- German Design Award for AXOR MyEdition
- iF Design Award in Gold for AXOR One and AXOR Uno
- Green Design Award for AXOR Starck Organic



reddot design award

AXOR defines sustainability as the respectful treatment of people and resources.

Sustainability is a central issue that includes multiple areas: ecological, economic and social. Bathrooms designed to provide comfort for 20 years or more place high demands on sustainability: durable materials, design that surpasses fashion trends, and a high degree of quality and technical innovation.

AXOR is part of the Hansgrohe Group, which is deeply rooted in sustainability, both in mindset and in action. Klaus Grohe, the son of founder Hans Grohe, embraced sustainability as a philosophy for Hansgrohe beginning in the 1980s. Klaus Grohe stated in 1990: "Climate change is not a distant future, it is the reality. The whole of society must contribute to reducing CO2 emissions. We are setting the course today for the day after tomorrow." The company continues to grow using this mindset.

Production & Sourcing

Protecting and preserving the environment is vital, which is why AXOR strives to produce in a resource-friendly way. All AXOR products are developed exclusively in Europe- 90% of which are produced at the AXOR Centre for Excellence in the Black Forest, Germany. AXOR maintains long-standing relationships with specific suppliers and prioritizes sustainability. Sustainability goes beyond local suppliers and their approach, processes and ecological footprint. It also includes the social conditions throughout the production process. Beyond this, the company has developed specific eco-design guidelines. These guidelines will be used to design the entire product range with sustainability in mind.





Enduring design

AXOR is synonymous with iconic and long-lasting design. The company works with some of the world's leading designers and architects to create iconic objects, and each AXOR design partner brings his, her or their individual style to the collections and products. These are developed and produced by AXOR to the highest quality standards. The products are timeless in form and by design – meeting current trends while offering long-lasting value. This approach is also reflected in the exceptional durability and quality of AXOR products.

Water management

Safe fresh water is a precious resource. It is essential to use it with care. In addition to offering the existing water-saving products such as AXOR Conscious Showers, the AXOR product portfolio will be restructured over the coming years. Why? Because reducing a product's water consumption over long-term use is an effective solution for conserving water, energy and thus CO₂. Reducing the overall consumption of water will reduce the energy consumed and carbon emissions needed to heat that water. Consequently, AXOR intends to convert the entire AXOR shower and faucet product portfolio to "ECO" by 2030. This means that all water-consuming products will be available exclusively with water-saving technologies – while offering the same exceptional function and showering experience.



Maximum services



AXOR FINISHPLUS AND AXOR SIGNATURE

With these customization services, AXOR answers customers' personal wishes and the demand for distinctive design. More at: axor-design.com



FIVE-YEAR MANUFACTURER'S GUARANTEE

The manufacturer's warranty extends beyond the legally required period and underlines AXOR's quality claim. In addition, strict quality management is already applied during the manufacturing process to ensure products meet the high requirements of independent testing institutes and legal regulations. Please note the warranty conditions at: axor-design.com/en/service/product-warranty



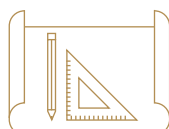
15 YEARS GUARANTEED AVAILABILITY

Fifteen years guaranteed availability for spare parts for AXOR products ensures a secure investment. All information and products is fast and easy to find online in the Spare Parts Shop: spares.hansgrohe.com



PROFESSIONAL WEBSITE

On the portal, specialist retailers, architects, and installers can find information, planning data, and prices for all products, as well as practical tips and tools for professional bathroom planning and advice. More at: pro.hansgrohe.com



PLANNING DATA

Installation and service instructions, dimensional drawings, BIM planning data and 3D data for optimal bathroom planning with AXOR products can also be found in the professional portal: pro.hansgrohe.com



COMFORTZONE TEST

Create the perfect combinations of faucets and sinks in this internal test center. For this purpose, matching sinks from leading manufacturers are tested with AXOR products for optimal functionality and appearance. All recommended combinations can be found on the AXOR website on the respective collection page: axor-design.com




MEISTERSERVICE

AXOR service specialists are trained sanitation experts with advice on technical issues – by phone, email, or chat. In special cases, a specialist for building services can also be available on site. If required, local contacts are available by phone or e-mail: service@axor-design.com



PROJECT CONSULTATION

AXOR offers professional support and advice for project tenders and planning worldwide. If required, please contact your local contact partner or send an email to: service@axor-design.com



BATHROOM EXHIBITION

Experience AXOR live worldwide: The WaterStudios in architectural and design metropolises are sources of inspiration and meeting places, design and training centers for trade partners, architects, and interior designers. In the Aquademie at the brand's headquarters in Schiltach, Germany, visitors and trade partners can experience a bathroom and kitchen world over 1,000 square meters with a museum on the history of the bathroom, the company, and the brand, regular events, and a Showerworld for test showers.



ONLINE AQUADEMIE

You can access the newly developed Hansgrohe Online Aquademie via the trade partner website. Here, partners in the trade and crafts can benefit from detailed knowledge on the topics of products and sanitation technology, as well as from non-technical highlights.

More information at: aquademie-seminars.hansgrohe.com



Design icons and style diversity

From classic to modern: AXOR faucets, showers, washbasins, bathtubs and accessories. Unique, avant-garde pieces and complete collections. Created with world-renowned designers. Uncompromising in quality. Full of pioneering innovations. In pursuit of perfection.



AXOR One



AXOR Edge



AXOR MyEdition



AXOR Starck



AXOR Starck Organic



AXOR Citterio



AXOR Citterio E



AXOR Citterio M



AXOR Urquiola



AXOR Massaud



AXOR Uno



AXOR Montreux



AXOR Showers



AXOR Accessories



AXOR Electronic faucets



AXOR Kitchen faucets



AXOR Basic sets, wastes and overflows

Uncompromisingly innovative

Pioneering ideas. Shaping water into invigorating jets, enveloping cocoons and sensual flows. Intuitive systems. Simple to use, easy to clean and ecologically responsible. Promoting conscious and conscientious water use. The result of intensive research and development, AXOR technologies are made in Germany to the highest quality standards – our own. In pursuit of perfection.



AIRPOWER-TECHNOLOGY:

Enriching water with air produces plump droplets for a velvety touch on the skin.



POWDERRAIN-TECHNOLOGY:

The finest silicone nozzles, with several openings per nozzle, provide a uniquely fine mist of water.



QUICKCLEAN-TECHNOLOGY:

Remove limescale deposits quickly and easily with flexible silicone nozzles.



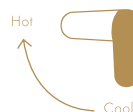
SELECT-TECHNOLOGY:

Use the Select button to switch spray modes or shower heads; turn the water on and off at the faucet.



ECO-SMART-TECHNOLOGY:

Faucets and showers that consume up to 60% less water than our conventional products.



COOLSTART-TECHNOLOGY:

Cold water flows automatically when in the neutral handle position.



COMFORTZONE:

Defines the space between the wash basin and faucet. The larger the ComfortZone, the greater the variety of uses.

AXOR Spray Modes



INTENSE POWDERRAIN

A powerful, concentrated shower spray invigorates the body and mind.



POWDERRAIN

Gentle droplets wrap around the body like a cocoon of water.



RAINAIR

Air-enriched water. For soft shower droplets in a full water jet.



RAIN

Lush, powerful spray with an invigorating effect. Perfect for rinsing hair.



RAINSTREAM

Voluminous beads of water. Precisely compacted into individual, parallel strands.



RAIN XL

A large-scale shower experience – surrounding the entire body.



RAIN/POWDERRAIN

Combination of powerful Rain and gently enveloping PowderRain sprays.



RAINFLOW

Powerful gush spray. Wets the body over a large area, like a waterfall.



MONORAIN

Intense, bundled spray. Pointed refreshment and relaxation.



WHIRLAIR

Concentrated water jet. Especially suited for body massages.



AXOR Individualization

Individual expression in the bathroom

With collections in a variety of styles, AXOR responds to the desire for individualization in the bathroom. AXOR FinishPlus and AXOR Signature are two services for maximizing options for customers to express their personalities.

With the brushed or polished versions of colored **AXOR FinishPlus** surfaces, mixers, showers and **accessories** become design objects that perfectly complete an interior design and create an exclusive accent. The durable, high-quality surfaces are manufactured in a physical vapor deposition process (PVD).

The **AXOR Signature** service responds to customer requests for modifications such as inscriptions of the customer's signature, or inscriptions in the local language. The service can also provide extended shower connections to meet certain spatial requirements or to modify the mixer spout with respect to the unusual geometry of a wash basin. Experts with many years of experience and a love of detail address the modification requests, creating solutions in accordance with the most advanced industrial standards.

THE TWO SERVICES
HAVE ONE THING IN
COMMON: THEY RESULT
IN PRODUCTS THAT
COMBINE INDIVIDUALITY
AND QUALITY AT THE
HIGHEST LEVEL.

SPECIAL FEATURES OF THE INDIVIDUALIZATION SERVICES:

- / Exclusively developed surfaces in brushed or polished versions, some developed specially for **AXOR FinishPlus**, bring unique personality to the bathroom or kitchen through the use of color
- / The extremely durable surfaces are created with the physical vapor deposition (PVD) process in the AXOR production facility in Schiltach, Germany
- / The new exclusive Matt Black painted surface offers customers maximum customization
- / **AXOR Signature** service implements highly individualized customer requests: Lengthening, shortening, inscription
- / All modifications are carried out by AXOR experts at the highest level of craftsmanship and in accordance with industrial standards

Learn more about AXOR FinishPlus and AXOR Signature:
axor-design.com

AXOR FinishPlus

Refinement of a special kind

Luxury is all about fulfilling personal dreams. AXOR FinishPlus surfaces are expressions of individuality at the highest level. They set new benchmarks for luster, robustness and durability. Whether as single items or in large quantities, they are manufactured at the highest technical level and stand for quality made in Germany.



- / AXOR FinishPlus meets the increasing desire for individualization: The surfaces can be made to match the interior design perfectly.
- / A standardized process guarantees consistent quality
- / The Black Chrome and Red Gold surface finishes, developed by our own experts through intensive research work, underline the role of AXOR as an innovative leader in the area of surfaces
- / A mixer with an AXOR FinishPlus surface, along with its spare parts, is available for purchase in an identical quality and design for 15 years
- / In addition to the prespecified AXOR FinishPlus surfaces, other surfaces can be produced according to personal specifications by request through AXOR Signature

Learn more about AXOR FinishPlus:

[axor-design.com](https://www.axor-design.com)

AVAILABLE AS A SINGLE UNIT



BRUSHED
BRASS
-950



POLISHED
GOLD OPTIC
-990



BRUSHED
GOLD OPTIC
-250



BRUSHED
BRONZE
-140



POLISHED
RED GOLD
-300



BRUSHED
RED GOLD
-310



BRUSHED
NICKEL
-820



STAINLESS
STEEL OPTIC
-800



POLISHED
BLACK CHROME
-330



BRUSHED
BLACK CHROME
-340



MATT BLACK
-670

The lacquered Matt Black finish
is only available for a selected
range of AXOR products.

AVAILABLE IN QUANTITIES OF 30 OR MORE



POLISHED
CHROME
-020



BRUSHED
CHROME
-260



POLISHED
NICKEL
-830



POLISHED
BRONZE
-130



POLISHED
BRASS
-930



The masterly combination of high-tech and craftsmanship


AXOR FinishPlus surfaces are exceptional, with excellent color brilliance. The polished and brushed surfaces' unmistakable character is the result of intensive development, refined in AXOR's in-house vacuum chambers using the physical vapor deposition (PVD) process. The PVD process gives the surfaces an additional metal layer. The vapor deposition of different process gas mixtures creates different light reflections on the surface. The result: excellent color brilliance and high resistance.

- / The beneficial properties of PVD surfaces include resistance to scratching, cleaning agents and salty sea air
- / The special textures of the brushed versions are created by hand

Learn more about AXOR FinishPlus:
axor-design.com

AXOR FINISHPLUS SURFACES
BRING EXCLUSIVITY TO
THE BATHROOM.

The lacquered Matt Black finish offers a bold color that lends the product a silky, soft feel and simple elegance.



AXOR Signature

From the special to the one-of-a-kind

Lengthening, shortening, inscription. **AXOR Signature** is an exclusive service that takes a design object and makes it one-of-a-kind, whether by providing each mixer with the customer's personal touch or by modifying it to fit specific dimensions. The personal and customized result manufactured by AXOR experts in Schiltach. With the utmost in care and precise craftsmanship in accordance with industrial standards.

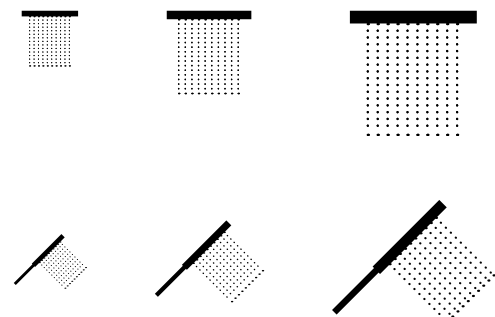
AXOR SIGNATURE PROVIDES THE FOLLOWING SERVICES:

- / Extensions, e.g., from wall to wash basin or bathtub, or from the ceiling into the room
- / New developments
- / Component mix
- / Laser engraving, printing, and deep engraving to integrate initials, logos, or additional markings in the national language or another size, as well as special marking for functions
- / Feasibility testing in advance of order acceptance with individualized delivery schedule and price

Learn more about AXOR Signature:
axor-design.com



EXAMPLE INSCRIPTIONS FOR OVERHEAD AND HAND SHOWERS





AXOR SIGNATURE FOR AN
INDIVIDUALIZED, PERFECT WHOLE.

CUSTOMIZED VERSION

Application of personalized inscriptions such as
a monogram or icons to clearly identify users



EXAMPLE FOR TEMPERATURE LABELS



EXAMPLES FOR BRANDING





Lengthening of a ceiling connection – adapted for the height of the room

New development of a faucet handle from the AXOR Montreux collection for the Hotel Villa Copenhagen. In the suites designed by the jewelry company Shamballa Jewels, some of the AXOR faucets are specially equipped with Shamballa gemstone handles.



Length adjustments



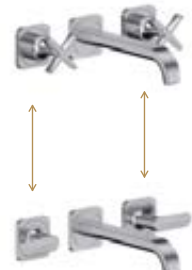
Extending a faucet spout, adapted to the height of the sink

Redevelopment



Development of a product according to customer requirements.

Component mix



Combination of different design and product components.

A new dimension of individualization

With materials such as metal, glass, wood, marble and leather, **AXOR Signature** creates an entirely new feel for mixers. The cover plates are carefully selected by AXOR experts and designed to meet high benchmarks for mixer use. Each plate is a one-of-a-kind original.

- / Natural materials impart an especially sensual look and feel
- / Each product is **unique**, like the natural material itself

Exclusively for the AXOR MyEdition collection.
See page 126 or axor-design.com



METAL -
BRUSHED BRONZE



BLACK WALNUT

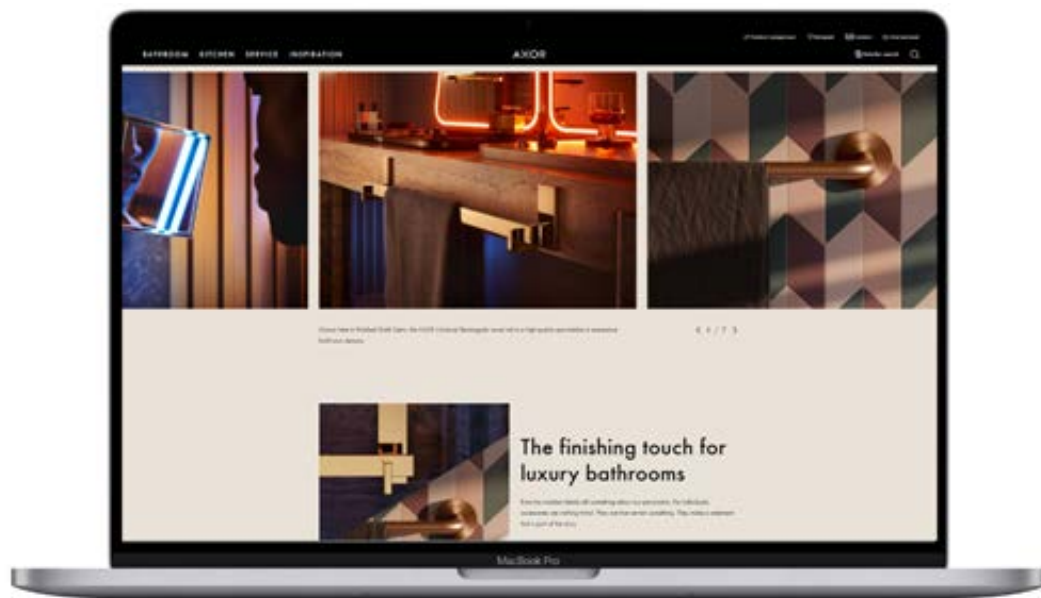


MARBLE NERO
MARQUINA



NAPPA LEATHER

Inspiration and Information



For AXOR, luxury means creating an experience of form and function. One that appeals to the senses and touches people. An experience that begins on the AXOR website. For impressions of and information about all products. For bathroom inspiration and planning. For individualization and refinement possibilities. For background about the brand, the design and the technology.



axor-design.com



AXOR Design



AXOR



axordesign














AXOR



axor.design



Collections

	AXOR One	62	_____
	AXOR Edge	96	_____
	AXOR MyEdition	126	_____
	AXOR Starck	150	_____
	AXOR Starck Organic	184	_____
	AXOR Citterio	204	_____
	AXOR Citterio E	244	_____
	AXOR Citterio M	276	_____
	AXOR Urquiola	298	_____
	AXOR Massaud	322	_____
	AXOR Uno	322	_____
	AXOR Montreux	368	_____

Phase-out products 2023

Available while stock lasts

Code no.

AXOR Starck

4-hole rim mounted bath mixer with zero handles	10444000
4-hole tile mounted bath mixer with zero handles	10451000
Extension 50 mm for bath spout	10495000
Shut-off/ diverter valve Trio/ Quattro for concealed installation	10930000
Shut-off valve for concealed installation	10970000

AXOR Uno

4-hole rim mounted bath mixer with loop handles	38445000
---	----------

AXOR Showers Wall plate

Wall plate 120/120 softsquare	36725000
-------------------------------	----------

Hand shower

Baton hand shower 2jet	12680000
------------------------	----------

Shower set

Shower set 0.90 m with baton hand shower 2jet	12231000
---	----------

Porter unit

Porter unit 120/120 with baton hand shower 2jet and shower hose	12232000
---	----------

Thermostatic module

Thermostatic module 360/120 for concealed installation	12717000
--	----------

AXOR Universal accessories

Softsquare Cover 150 mm	42890000
Softsquare Cover 300 mm	42891000

Code no.

Code no.

AXOR Citterio E

Single lever basin mixer 130 with pin handle and pop-up waste set	36100670
Single lever basin mixer 130 with pin handle and waste set	36101670
Single lever basin mixer 250 with pin handle for wash bowls with waste set	36104670
Single lever basin mixer for concealed installation wall-mounted with pin handle, spout 221 mm and escutcheons	36106670
3-hole basin mixer for concealed installation wall-mounted with spout 220 mm and escutcheons	36107670
3-hole basin mixer 170 with escutcheons and pop-up waste set	36108670
Single lever basin mixer 130 with lever handle and pop-up waste set	36110670
Single lever basin mixer 130 with lever handle and waste set	36111670
Single lever basin mixer 250 with lever handle for wash bowls with waste set	36113670
Single lever bidet mixer with pin handle and pop-up waste set	36120670
Single lever basin mixer 130 with bidette hand shower and shower hose 1.60 m	36130670
4-hole tile mounted thermostatic bath mixer	36410670
4-hole rim mounted thermostatic bath mixer	36411670
Bath thermostat floor-standing	36416670
Bath Spout	36425670
Single lever bath mixer for concealed installation	36455670
Single lever shower mixer for concealed installation	36655670
Thermostat 120/120 for concealed installation	36702670
Thermostatic module 380/120 for concealed installation for 2 functions with plate	36703670
Thermostatic module 380/120 for concealed installation for 3 functions with escutcheons	36704670
Porter unit 120/120 softsquare	36724670
Shower set 0.90 m with hand shower 120 3jet	36735670
Shower bar 0.90 m with shower hose 1.60 m	36736670
Shut-off valve 120/120 for concealed installation	36771670
Shut-off/ diverter valve Trio/ Quattro 120/120 for concealed installation	36772670

AXOR Showers

AXOR Overhead showers

Overhead shower 300 1jet with shower arm	35300670
Overhead shower 300 1jet with ceiling connection	35301670
Overhead shower 300 1jet ceiling	35302670
Overhead shower 300 2jet with shower arm	35303670

Overhead shower 300 2jet with ceiling connection	35304670
Overhead shower 300 2jet ceiling	35305670
Overhead shower 245/185 1jet	35373000 35373340 35373670
Overhead shower 245/185 1jet EcoSmart	35374000 35374340 35374670
Overhead shower 245 1jet	35380000 35380340 35380670
Overhead shower 245 1jet EcoSmart	35381000 35381340 35381670
Overhead shower 220 1jet	35382000 35382340 35382670
Overhead shower 220 1jet EcoSmart	35383000 35383340 35383670
Overhead shower 245/185 1jet EcoSmart+	35387000 35387340 35387670
Overhead shower 220 1jet EcoSmart+	35388000 35388340 35388670
Overhead shower 245 1jet EcoSmart+	35389000 35389340 35389670

AXOR Ceiling connectors

Ceiling connector 100 mm	26432340 26432670
Ceiling connector 300 mm	26433340 26433670
Ceiling connector 100 mm square	26437340 26437670
Ceiling connector 300 mm square	26438000 26438340 26438670
Ceiling connector 100 mm softsquare	26965000 26965340 26965670
Ceiling connector 300 mm softsquare	26966000 26966340 26966670

AXOR Ceiling connectors

Shower arm 390 mm	26431340 26431670
-------------------	----------------------

New products

	Code no.		Code no.
Shower arm 390 mm square	26436000 26436340 26436670	Thermostat for concealed installation square for 2 functions	36715340 36715670
Shower arm 390 mm softsquare	26967000 26967340 26967670	Thermostat for concealed installation round for 2 functions	36723340 36723670
AXOR Escutcheon		AXOR Valve	
Escutcheon softsquare	35214000 35214670	Valve for concealed installation softsquare for 3 functions	36773670
AXOR Hand showers		AXOR Accessories	
Hand shower 120 3jet	26050670	AXOR Universal Softsquare Accessories	
Hand shower 120 3jet EcoSmart	26051670	Towel hook	42801670
Baton hand shower 2jet	28532340 28532670	Soap dish/ shelf	42803670
AXOR Wall outlet		Liquid soap dispenser with shelf	42819670
Wall outlet softsquare	36731670	Towel holder twin-handle	42821670
AXOR Porter units		Rail grab bar 300 mm	42830670
Porter unit softsquare	11626340 11626670	Rail bath towel holder 600 mm	42832670
Porter unit round	36733340 36733670	Rail bath towel holder 800 mm	42833670
Porter unit square	36734340 36734670	Toothbrush tumbler	42834670
AXOR Shower hoses		Toilet brush holder wall-mounted	42835670
Metal effect shower hose 1.25 m with cylindrical nuts	28282670	Toilet paper holder with cover	42836670
Metal effect shower hose 1.60 m with cylindrical nuts	28286670	Shower door handle 444 mm	42837670
Metal effect shower hose 1.25 m with conical nuts	28622670	Shelf 150	42840670
Metal effect shower hose 2.00 m with conical nuts	28624670	Toilet paper holder	42846670
Metal effect shower hose 1.60 m with conical nuts	28626670	Adapter set	42870670
AXOR Showerpipes		Cover for rail	42871670
Nature shower column with overhead shower 240 1jet	12670340 12670670 12670800	AXOR Universal Rectangular Accessories	
Nature shower column with overhead shower 240 1jet without hand shower	12671340 12671670 12671800	Toothbrush tumbler	42604000
Shower column with thermostat and overhead shower 240 1jet	12672000 12672340 12672670 12672800	Soap dish	42605000
Cover for water supply	12675000	Liquid soap dispenser	42610000
Extension set 80 mm	13608000	Towel hook	42611000
AXOR Thermostats		Grab bar	42613000
Thermostat HighFlow for concealed installation softsquare	36711670	Towel holder twin-handle	42622000
Thermostat for concealed installation softsquare for 2 functions	36707340 36707670	Towel ring	42623000
		Towel holder	42626000
		Shower door handle	42639000
		Shelf 300	42644000
		Shaving mirror	42649000
		Spare roll holder	42654000
		Toilet brush holder wall-mounted	42655000
		Toilet paper holder	42656000
		Toilet paper holder double	42657000
		Bath towel rail 600 mm	42661000
		Bath towel rail 800 mm	42683000

Code no.

AXOR Kitchen faucets**AXOR Citterio**

Single lever kitchen mixer 250 with pull-out spray Eco	39832670
Single lever kitchen mixer 250 with pull-out spray	39835670
Single lever kitchen mixer Select 230 with pull-out spout	39861670
Single lever kitchen mixer Select 230 2jet with pull-out spray and sBox	39862670
Single lever kitchen mixer Select 230 2jet with pull-out spray	39863670
Single lever kitchen mixer 230 with pull-out spout Eco	39864670

AXOR Kitchen accessories

Liquid soap dispenser/ washing-up liquid dispenser	42818670
--	----------

Packaging units

Please consider the packaging units when placing your order.

Code no.	Number Of Items Per PackingUnit	Code no.	Number Of Items Per PackingUnit	Code no.	Number Of Items Per PackingUnit	Code no.	Number Of Items Per PackingUnit
01		10821340	5	13		16544000	4
01700180	10	10821800	3	13089000	18	16544820	4
01750180	18	10822000	6	13586000	50	16546000	5
10		10822800	5	13587000	25	16546820	5
10001000	8	10823000	30	13601000	20	16549180	6
10003000	8	10823800	30	13623180	25	16551000	6
10007000	8	10902180	20	13625180	6	16551820	6
10010000	8	10921180	9	15		16560000	6
10018000	8	10924000	4	15480180	2	16560820	6
10030000	6	10932000	5	15484180	10	16580000	4
10101000	10	10941180	9	15485180	2	16580340	4
10102000	6	10942000	3	15486180	4	16580800	4
10103000	8	10971180	11	15490180	4	16581000	4
10106000	10	10972000	5	16		16581800	4
10111000	8	11		16180180	4	16582000	5
10116000	8	11020000	6	16182180	3	16582800	5
10117000	8	11021000	6	16261000	6	16800000	9
10123000	10	11024000	3	16261820	8	16800820	9
10129000	8	11025000	5	16320000	14	16801000	9
10140000	4	11026000	8	16320820	14	16801820	9
10145000	4	11040000	4	16325000	40	16810000	10
10145340	4	11041000	6	16325820	38	16810340	10
10211000	8	11220000	8	16502000	3	16810820	10
10211340	8	11420000	5	16502820	3	16815000	10
10214000	5	11425000	7	16505000	3	16815340	10
10300000	5	11430000	10	16506000	3	16815820	10
10303180	14	11445000	2	16506340	3	16820000	10
10410000	20	11620000	5	16506820	3	16820820	10
10411000	3	11625000	10	16510000	6	16821000	6
10414000	6	11626000	20	16510820	7	16821820	6
10416000	10	11731000	10	16511000	7	16830000	20
10418000	9	11732000	10	16511820	7	16830340	20
10427000	9	11733000	10	16513000	4	16830820	20
10452180	6	11925000	10	16513820	4	16871000	40
10465000	3	11960000	25	16514000	4	16872000	40
10480000	29	12		16514820	6	16883820	35
10531000	25	12010000	4	16515000	7	16884000	100
10531140	27	12011000	4	16515820	5	16884820	80
10531340	27	12012000	5	16516000	5	16930180	25
10531990	27	12013000	5	16516820	5	16970180	25
10611000	7	12014000	4	16517000	6	16973180	50
10614000	10	12110000	4	16517820	6	16974180	50
10616000	10	12112000	5	16518000	6	16982180	20
10650180	10	12112450	5	16518820	5	18	
10651000	5	12114000	5	16520000	3	18010000	4
10665000	10	12171000	6	16520820	3	18020000	2
10700000	10	12172000	6	16526000	5	18310180	3
10710000	10	12173000	6	16526820	5	18311180	3
10710340	10	12174000	6	16530820	4	18355000	2
10715000	10	12410000	4	16530820	4	18355140	2
10715340	10	12415000	6	16532000	5	18355340	2
10720000	10	12602000	4	16532820	5	18355820	2
10750180	3	12626000	10	16534000	6	18356000	3
10751000	3	12626140	12	16535000	4	18356140	2
10754180	11	12626340	12	16535820	4	18356340	2
10755000	5	12711000	10	16536000	4	18357000	2
10820000	3	12715000	5	16540000	6	18357340	2
10820800	3	12716000	4	16540820	6	18358000	2
10821000	5	12771000	10	16541000	8	19	
				16541820	8	19418000	2
						26	
						26022000	2
						26023000	2
						26025000	10
						26032000	2
						26034000	2
						26035000	2
						26050000	26
						26050140	26
						26050340	26
						26050820	26
						26050990	26
						26051000	15
						26431000	9
						26431820	12
						26432000	24
						26432140	24
						26432340	24
						26432820	31
						26432990	24
						26433000	10
						26434180	6
						26436000	8
						26437000	16
						26438000	8
						26909180	3
						26965000	16
						26966000	8
						26967000	8
						27	
						27348000	10
						27419000	10
						27451000	100
						27515000	160
						27830000	6
						27830140	6
						27830340	6
						27831000	4
						27980000	6
						27980140	6
						27980340	6
						27980820	6
						27980990	6
						27982000	6
						27982820	6
						27983000	6
						27987000	3
						27987140	3
						27987340	3
						27987820	5
						27989000	6
						27989140	6
						27989340	6
						27989820	4
						27989990	6
						27991000	3
						28	
						28011000	6

Packaging units

Please consider the packaging units when placing your order.

Code no.	Number Of Items Per PackingUnit	Code no.	Number Of Items Per PackingUnit	Code no.	Number Of Items Per PackingUnit	Code no.	Number Of Items Per PackingUnit	Code no.	Number Of Items Per PackingUnit
28022000	6	34625000	10	36103000	4	36735140	4	38882000	37
28071000	200	34635000	10	36104000	4	36735340	4	38933000	10
28112000	10	34705000	9	36104340	4	36736000	4	38976000	40
28112820	10	34715000	9	36105000	6	36770180	7	38976340	36
28116000	15	34716000	10	36105340	6	36771000	7	39	
28116340	15	34725000	9	36106000	8	36771140	6	39001000	5
28116820	15	34820000	6	36107000	10	36772000	5	39010000	10
28120000	10	34820800	6	36108000	4	36773000	9	39015000	10
28127000	25	34822000	3	36110000	5	36822000	12	39018000	10
28128000	28	34822800	4	36111000	6	38		39020000	4
28282000	30	34960000	40	36111140	6	38010000	5	39021000	4
28282340	25	35		36112000	7	38010670	5	39022000	5
28282670	25	35214000	20	36113000	4	38021000	5	39023000	5
28284000	25	35214670	20	36114000	8	38021820	6	39024000	5
28286000	25	35284000	2	36114140	11	38023000	5	39024340	7
28286340	25	35286000	2	36115000	10	38026000	6	39031000	7
28286670	25	35287000	2	36116000	4	38026820	6	39032000	5
28464000	80	35296000	2	36120000	4	38032000	4	39035000	5
28469000	80	35297000	2	36140000	7	38034000	4	39037000	4
28470180	2	35298000	2	36410000	5	38036000	6	39071000	5
28474000	6	35300000	2	36410140	2	38054000	4	39081000	5
28474340	3	35300340	2	36411000	5	38112000	9	39112000	10
28474820	6	35301000	2	36425000	17	38113000	4	39113000	10
28486180	6	35301140	2	36455000	9	38113340	4	39115000	10
28487000	8	35302000	2	36455340	9	38115000	4	39116000	10
28487820	8	35303000	2	36655000	12	38116000	4	39117000	8
28489000	8	35305000	2	36655670	12	38116340	4	39117340	8
28491000	12	35306000	2	36702000	5	38116820	4	39118000	8
28494000	7	35308000	2	36703000	3	38119000	6	39119000	8
28494140	7	35312000	2	36704000	5	38119670	6	39121000	8
28494340	7	35313000	2	36705000	9	38120000	4	39133000	4
28494820	7	35314000	2	36706000	9	38120340	7	39134000	4
28532000	50	35314340	2	36707000	9	38120670	4	39134340	4
28532670	27	35316000	2	36707140	10	38121000	4	39135000	4
28622000	25	35317000	2	36707340	10	38121340	4	39136000	4
28624000	25	35317140	2	36707820	10	38121820	9	39143000	10
28626000	25	35317340	2	36708180	3	38122000	4	39144000	8
28626140	34	35318000	2	36711000	9	38122340	4	39147000	10
28626340	34	35320000	2	36712000	2	38122820	9	39148000	8
34		35321000	2	36714000	9	38130000	10	39151000	4
34010000	10	35361180	6	36715000	9	38130340	10	39171000	8
34016000	10	35363180	9	36715140	9	38211000	5	39181000	8
34017000	10	35373000	8	36716000	9	38211340	5	39201000	5
34112000	8	35374000	8	36717000	9	38411000	25	39210000	7
34113000	10	35380000	8	36718000	9	38411670	25	39210340	7
34115000	10	35381000	8	36721000	9	38421000	6	39214000	5
34116000	10	35382000	8	36722000	9	38426000	6	39313000	10
34127000	4	35383000	8	36723000	9	38428000	6	39314000	9
34130000	16	35387000	8	36723140	9	38436000	6	39315000	10
34132000	4	35388000	8	36724000	27	38480000	40	39400000	4
34133000	4	35389000	8	36724140	28	38621000	5	39410000	9
34210000	10	36		36724340	20	38626000	6	39441000	5
34313000	10	36100000	5	36726000	9	38700000	9	39441340	5
34315000	10	36100140	5	36727000	9	38700340	9	39442000	6
34410000	20	36100340	5	36731000	110	38715000	10	39442340	2
34420000	8	36100670	5	36732000	110	38715340	10	39455000	9
34425000	10	36101000	6	36733000	40	38720000	10	39455340	10
34435000	7	36101670	6	36734000	40	38815000	10	39457000	9
34620000	8	36102000	5	36735000	4	38815800	4	39525000	50

Packaging units

Please consider the packaging units when placing your order.

Code no.	Number Of Items Per PackingUnit	Code no.	Number Of Items Per PackingUnit	Code no.	Number Of Items Per PackingUnit	Code no.	Number Of Items Per PackingUnit	Code no.	Number Of Items Per PackingUnit
39525140	50	42065000	10	42826670	9	45		47010000	7
39600000	2	42065820	10	42830000	18	45001000	5	47010600	7
39655000	10	42066000	10	42830140	18	45002000	5	47012000	4
39655340	10	42066820	10	42830670	18	45002820	5	47012140	4
39700000	9	42080000	5	42832000	6	45003000	7	47020000	3
39705000	9	42080820	6	42832140	6	45004000	4	47020600	3
39711000	10	42090000	10	42832670	6	45005000	5	47022000	2
39711340	10	42090820	10	42833000	8	45010000	5	47022340	2
39716000	10	42134000	15	42833670	8	45012000	5	47060000	3
39716340	10	42134820	20	42834000	9	45012820	5	47060600	3
39720000	9	42137000	160	42834670	9	45013000	5	47062000	2
39725000	9	42137820	160	42835000	4	45014000	6	47062340	2
39835000	4	42436000	10	42835340	4	45015000	5	47210000	7
39835340	4	42604000	12	42835670	8	45016000	6	47210600	7
39835670	4	42605000	36	42836000	15	45110000	4	47410000	7
39835800	4	42610000	6	42836140	14	45110820	4	47410600	7
39840000	3	42611000	36	42836340	14	45111000	4	47903000	16
39840800	3	42613000	6	42836670	12	45111820	4	47909000	16
39850000	4	42622000	4	42837000	10	45112000	4	48	
39850800	4	42623000	10	42837670	6	45112820	9	48000000	13
39860000	4	42626000	4	42838000	10	45113000	4	48000140	6
39860800	8	42639000	14	42838340	4	45113340	4	48000670	13
39861000	4	42644000	3	42840000	11	45113820	9	48001000	13
39861670	4	42649000	6	42840670	14	45130000	10	48001670	13
39861800	7	42654000	16	42841000	10	45133000	4	48002000	4
39862000	4	42655000	4	42842000	6	45200000	5	48002670	4
39863670	4	42656000	3	42843000	2	45210000	5	48010000	4
39920000	10	42657000	3	42843670	2	45405000	6	48010140	4
39925000	10	42661000	9	42844000	4	45407000	9	48010670	4
40		42683000	4	42844140	7	45407340	9	48020000	4
40068000	48	42801000	45	42844670	4	45410000	25	48020140	6
40088000	48	42801340	50	42846000	10	45420000	4	48020340	6
40872000	5	42801670	30	42846140	17	45442180	14	48020670	4
40873000	5	42802000	9	42846340	13	45444000	6	48030000	4
40877180	10	42803000	9	42846670	14	45600000	6	48030140	4
40878180	10	42803670	9	42849000	4	45600340	6	48030340	4
42		42804000	10	42849140	4	45605000	6	48030670	4
42018000	15	42804670	10	42849670	4	45710180	6	48050000	2
42018800	15	42805000	10	42855000	7	45711000	2	48050670	2
42019000	10	42805670	10	42855140	8	45712140	3	48060000	2
42019820	10	42810000	10	42855340	8	45712340	3	48060670	2
42020000	9	42810670	10	42855820	8	45712670	2	48070000	2
42020820	9	42811000	40	42856000	25	45713670	2	48070140	6
42021000	10	42811670	40	42856670	25	45720000	10	48070670	2
42021820	10	42812000	24	42857000	9	45720670	10	48112000	5
42028000	48	42812670	24	42857670	9	45721000	40	48112340	5
42028820	48	42813000	10	42858000	6	45722000	5	48112670	5
42030000	24	42813670	10	42858670	6	45723000	29	48120000	4
42030340	24	42818000	15	42860000	6	45723670	29	48120140	4
42030820	8	42818800	15	42860670	6	45770180	5	48120340	4
42033000	20	42819000	9	42870000	28	45771000	13	48120670	4
42033820	20	42819670	9	42871000	100	45771670	13	48120990	4
42035000	10	42821000	4	42872140	3	46		48210000	13
42035820	10	42821670	8	42872340	3	46011000	2	48210670	13
42036000	20	42822000	8	42872670	2	46021000	2	48490000	21
42036820	20	42822670	8	42873000	7	46031000	2	48490670	21
42060000	9	42823000	10	42873670	7	46701000	2	48491000	2
42060340	9	42823670	10	42880000	4	46731000	2	48491670	2
42060820	9	42826000	9	42880670	4	47		48492000	2

Code no.	Number Of Items Per PackingUnit
48492670	2
48493000	2
48493670	2
48494000	2
48494670	2
48495000	5
48495670	5
48496000	3
48496670	3
48651000	21
48651670	21
48791000	3
48791670	3
48792000	3
48792670	3
48798180	4
51	
51300000	32
51300340	50
51300820	50
51301000	80
51301140	80
51301340	80
51301990	80
51303000	20
51304000	20
51305000	27
51305140	30
51305340	30
51305820	30
51305990	30
51306670	36
51307000	50
51307140	42
51307990	50
51309000	100
51310000	100
51312000	100
58	
58307000	10
58308000	20
58316000	10
58317000	10
58318000	10
93	
93500000	32
96	
96186000	400
96259000	80
96441000	6
97	
97759000	100

Code Numbers (HG = hansgrohe, AX = AXOR)

brand	Code no.	EAN	page
01			
AX	01700180	4059625032343	112
AX	01750180	4059625032350	604
10			
AX	10001000	4011097754260	162
AX	10001340	4011097835549	162
AX	10003000	4011097754277	162
AX	10003340	4011097835891	162
AX	10007000	4011097760803	162
AX	10007340	4011097847788	162
AX	10010000	4011097177847	160
AX	10018000	4011097329406	160
AX	10030000	4011097239071	163
AX	10101000	4011097545370	572
AX	10101340	4011097852492	572
AX	10102000	4011097754284	160
AX	10102340	4011097852737	160
AX	10103000	4011097754291	162
AX	10103340	4011097852867	162
AX	10106000	4011097545394	572
AX	10106340	4011097853024	572
AX	10111000	4011097436685	161
AX	10111340	4011097853277	161
AX	10116000	4011097436722	160
AX	10116340	4011097852225	160
AX	10117000	4011097436746	161
AX	10117340	4011097853734	161
AX	10123000	4011097676883	161
AX	10123340	4011097853970	161
AX	10129000	4011097436807	161
AX	10129340	4011097854113	161
AX	10140000	4011097545615	572
AX	10140340	4011097857657	572
AX	10145000	4011097545639	572
AX	10145340	4011097857954	572
AX	10211000	4011097436821	164
AX	10211340	4011097854939	164
AX	10214000	4011097785103	164
AX	10214340	4011097855097	164
AX	10300000	4011097493701	164
AX	10300340	4011097858364	164
AX	10303180	4011097342597	110
AX	10410000	4011097177939	168
AX	10410340	4011097855523	168
AX	10411000	4011097436845	165
AX	10411340	4011097858647	165
AX	10414000	4011097815893	167
AX	10414340	4011097858784	167
AX	10416000	4011097365893	167
AX	10416340	4011097859064	167
AX	10418000	4011097381633	167
AX	10418340	4011097859200	167
AX	10427000	4011097815886	167
AX	10427340	4011097859477	167
AX	10452180	4011097254104	79
AX	10455000	4011097815862	166
AX	10455340	4011097860312	166
AX	10456000	4011097436869	166
AX	10456340	4011097814575	166
AX	10465000	4011097815855	165
AX	10465340	4011097860725	165

brand	Code no.	EAN	page
AX	10480000	4011097377728	168
AX	10480340	4011097861012	168
AX	10531000	4011097678016	174
AX	10531140	4011097820859	174
AX	10531340	4011097820842	174
AX	10531820	4011097820880	456
AX	10531990	4011097820958	174
AX	10611000	4011097436883	169
AX	10611340	4011097861425	169
AX	10614000	4011097815831	169
AX	10614340	4011097861579	169
AX	10616000	4011097365916	169
AX	10616340	4011097861852	169
AX	10621800	4011097585758	418
AX	10623800	4011097585765	418
AX	10625800	4011097585772	418
AX	10627800	4011097585789	418
AX	10628000	4059625029831	416
AX	10628330	4059625482995	416
AX	10628340	4059625479667	416
AX	10629000	4059625030196	416
AX	10629330	4059625482971	416
AX	10629340	4059625482988	416
AX	10637000	4059625030189	417
AX	10637330	4059625482957	417
AX	10637340	4059625482964	417
AX	10650180	4011097594309	497
AX	10651000	4011097594293	497
AX	10658000	4011097655406	497
AX	10665000	4011097815817	169
AX	10665340	4011097862255	169
AX	10700000	4011097338040	171
AX	10700340	4011097862415	171
AX	10710000	4011097338064	171
AX	10710340	4011097862682	171
AX	10715000	4011097478425	170
AX	10715340	4011097862835	170
AX	10720000	4011097338101	172
AX	10720340	4011097863245	172
AX	10750180	4011097594286	495
AX	10751000	4011097593760	495
AX	10754180	4011097625690	200
AX	10755000	4011097625706	495
AX	10790000	4011097625683	269
AX	10820000	4011097488134	589
AX	10820800	4059625144817	589
AX	10821000	4011097688565	588
AX	10821340	4011097864105	588
AX	10821800	4011097688572	588
AX	10822000	4011097688541	588
AX	10822800	4011097688558	588
AX	10823000	4011097693712	599
AX	10823800	4011097694566	599
AX	10902180	4011097306414	195
AX	10921180	4011097678542	438
AX	10922180	4011097814186	416
AX	10924000	4011097677910	437
AX	10925000	4011097679747	438
AX	10925340	4011097831978	438
AX	10929000	4011097679754	437
AX	10932000	4011097594323	497

Code Numbers (HG = hansgrohe, AX = AXOR)

brand	Code no.	EAN	page	brand	Code no.	EAN	page
AX	10941180	4011097678535	438	AX	12416000	4011097700687	196
AX	10942000	4011097678559	438	AX	12417000	4011097703909	197
AX	10971180	4011097594279	202	AX	12422000	4011097702322	198
AX	10972000	4011097594316	496	AX	12425000	4011097704661	198
AX	10980000	4011097270326	477	AX	12426000	4011097706320	199
AX	10981000	4011097270494	166	AX	12602000	4011097706658	199
11				AX	12605000	4011097702339	200
AX	11020000	4011097598512	307	AX	12626000	4011097711102	233
AX	11021000	4011097598529	307	AX	12626140	4011097824482	233
AX	11024000	4011097634340	307	AX	12626340	4011097824475	233
AX	11025000	4011097604503	306	AX	12626820	4011097825816	471
AX	11026000	4011097613123	308	AX	12626990	4011097825885	233
AX	11035000	4011097684949	307	AX	12670340	4059625435038	478
AX	11040000	4011097613130	309	AX	12670670	4059625442470	478
AX	11041000	4011097613109	309	AX	12670800	4059625435045	478
AX	11042000	4011097597782	310	AX	12671340	4059625435137	478
AX	11043000	4011097597775	310	AX	12671670	4059625442487	478
AX	11220000	4011097598574	312	AX	12671800	4059625435144	478
AX	11300000	4011097598581	311	AX	12672000	4059625435182	477
AX	11301000	4011097598598	312	AX	12672340	4059625435243	477
AX	11302000	4011097619811	311	AX	12672670	4059625442494	477
AX	11420000	4011097604510	313	AX	12672800	4059625435250	477
AX	11422000	4011097604527	314	AX	12675000	4059625443101	478
AX	11425000	4011097598604	314	AX	12711000	4011097702353	200
AX	11430000	4011097598635	315	AX	12712000	4011097703916	200
AX	11436000	4011097652641	315	AX	12715000	4011097702360	201
AX	11440000	4011097598659	317	AX	12716000	4011097702377	202
AX	11443000	4011097637969	316	AX	12731000	4011097702384	203
AX	11445000	4011097637976	316	AX	12771000	4011097702391	202
AX	11620000	4011097604541	317	AX	12790000	4011097712239	201
AX	11625000	4011097598666	317	AX	12800000	4059625198131	588
AX	11626000	4011097598673	293	AX	12800800	4059625311233	588
AX	11626340	4059625012819	293	AX	12801000	4059625198148	588
AX	11626670	4059625433966	293	AX	12801800	4059625311370	588
AX	11731000	4011097598697	319	AX	12803000	4059625198476	589
AX	11732000	4011097597546	319	AX	12803800	4059625312032	589
AX	11733000	4011097597560	320	AX	12918000	4011097703930	195
AX	11925000	4011097613178	321	13			
AX	11960000	4011097598734	321	AX	13089000	4059625032305	168
AX	11980000	4011097667607	308	AX	13586000	4059625032220	139
12				AX	13587000	4059625032367	112
AX	12010000	4011097700618	194	AX	13594000	4011097702100	90
AX	12011000	4011097700625	194	HG	13601000	4011097783727	505
AX	12012000	4011097700632	194	AX	13603000	4059625080078	417
AX	12013000	4011097700649	194	AX	13608000	4059625443118	478
AX	12014000	4011097700656	194	AX	13609000	4059625329832	611
AX	12015000	4011097702308	195	AX	13610000	4059625329825	75
AX	12016000	4011097727929	197	AX	13610670	4059625329818	75
AX	12110000	4011097700663	195	AX	13611000	4059625329801	75
AX	12112000	4011097734309	182	AX	13611670	4059625329788	75
AX	12112450	4011097760810	182	AX	13623180	4059625032213	78
AX	12114000	4011097771489	182	AX	13625180	4059625329764	75
AX	12115000	4011097777382	183	14			
AX	12123000	4011097775456	182	AX	14960000	4011097759777	170
AX	12123990	4011097785059	182	AX	14960340	4011097876207	170
AX	12171000	4011097760797	573	AX	14960820	4011097759784	361
AX	12172000	4011097760780	573	AX	14961000	4011097759791	167
AX	12173000	4011097760773	573	AX	14961340	4011097876344	167
AX	12174000	4011097760766	573	AX	14961820	4011097759807	355
AX	12410000	4011097704654	196	AX	14962000	4011097759814	172
AX	12415000	4011097700670	196	AX	14962820	4011097759821	364

Code Numbers (HG = hansgrohe, AX = AXOR)

brand	Code no.	EAN	page
AX	14963000	4011097759838	171
AX	14963820	4011097759845	364
AX	14964000	4011097759852	234
AX	14965000	4011097759869	200
AX	14966000	4011097759876	201
AX	14967000	4011097759883	226
AX	14968000	4011097759890	196
AX	14969000	4011097759906	202
AX	14970000	4011097759913	201
AX	14971000	4011097759920	267
AX	14972000	4011097759937	263
AX	14973000	4011097759944	296
AX	14974000	4011097759951	296
15			
AX	15480180	4059625077498	144
AX	15481180	4059625077528	232
AX	15482180	4059625077566	199
AX	15483180	4059625077580	199
AX	15484180	4059625077603	230
AX	15485180	4059625077627	357
AX	15486180	4059625077658	168
AX	15487180	4059625190241	113
AX	15490180	4059625202883	113
16			
AX	16180180	4011097678894	90
AX	16182180	4011097797427	89
AX	16261000	4011097515137	391
AX	16261340	4011097878416	391
AX	16261820	4011097518237	391
AX	16320000	4011097518527	399
AX	16320340	4011097878546	399
AX	16320820	4011097518534	399
AX	16325000	4011097515144	390
AX	16325340	4011097878683	390
AX	16325820	4011097518558	390
AX	16502000	4011097515168	380
AX	16502340	4011097878935	380
AX	16502820	4011097515175	380
AX	16505000	4011097515229	379
AX	16505340	4011097879062	379
AX	16505820	4011097515236	379
AX	16506000	4011097515250	380
AX	16506340	4011097879192	380
AX	16506820	4011097515267	380
AX	16510000	4011097515281	381
AX	16510340	4011097879321	381
AX	16510820	4011097515298	381
AX	16511000	4011097785035	381
AX	16511340	4011097879451	381
AX	16511820	4011097808451	381
AX	16513000	4011097509747	383
AX	16513340	4011097879598	383
AX	16513820	4011097515311	383
AX	16514000	4011097784762	383
AX	16514340	4011097879727	383
AX	16514820	4011097808444	383
AX	16515000	4011097823317	378
AX	16515340	4011097879864	378
AX	16515820	4011097823300	378
AX	16516000	4011097823294	378
AX	16516340	4011097880006	378

brand	Code no.	EAN	page
AX	16516820	4011097823287	378
AX	16517000	4011097823270	379
AX	16517340	4011097880143	379
AX	16517820	4011097823263	379
AX	16518000	4011097823256	379
AX	16518340	4011097880280	379
AX	16518820	4011097823249	379
AX	16520000	4011097515366	385
AX	16520340	4011097880433	385
AX	16520820	4011097515373	385
AX	16526000	4011097823232	385
AX	16526340	4011097880686	385
AX	16526820	4011097823225	385
AX	16530000	4011097515427	380
AX	16530340	4011097880822	380
AX	16530820	4011097517919	380
AX	16532000	4011097509556	384
AX	16532340	4011097880952	384
AX	16532820	4011097515441	384
AX	16534000	4011097785028	384
AX	16534340	4011097881089	384
AX	16534820	4011097808437	384
AX	16535000	4011097822273	382
AX	16535340	4059625018101	382
AX	16535820	4011097822259	382
AX	16536000	4011097822228	382
AX	16536340	4059625018231	382
AX	16536820	4011097822204	382
AX	16540000	4011097515496	386
AX	16540340	4011097881508	386
AX	16540820	4011097515502	386
AX	16541000	4011097509709	388
AX	16541340	4011097881638	388
AX	16541820	4011097515526	388
AX	16544000	4011097509525	389
AX	16544340	4011097881768	389
AX	16544820	4011097515571	389
AX	16546000	4011097509587	389
AX	16546340	4011097881898	389
AX	16546820	4011097515595	389
AX	16547000	4011097515618	387
AX	16547340	4011097819013	387
AX	16547820	4011097515625	387
AX	16549180	4011097527062	387
AX	16550000	4011097785011	388
AX	16550340	4011097882024	388
AX	16550820	4011097808420	388
AX	16551000	4011097785004	386
AX	16551340	4011097882161	386
AX	16551820	4011097808413	386
AX	16553000	4011097784885	387
AX	16553340	4011097882307	387
AX	16553820	4011097808390	387
AX	16554000	4011097784878	389
AX	16554340	4011097882444	389
AX	16554820	4011097808383	389
AX	16560000	4011097515649	390
AX	16560340	4011097882581	390
AX	16560820	4011097515656	390
AX	16572000	4011097809694	401
AX	16572340	4011097882840	401

Code Numbers (HG = hansgrohe, AX = AXOR)

brand	Code no.	EAN	page	brand	Code no.	EAN	page
AX	16572820	4011097823218	401	AX	18310180	4059625036082	120
AX	16580000	4011097823201	596	AX	18311180	4059625036099	120
AX	16580340	4011097882987	596	AX	18312180	4059625037805	120
AX	16580800	4011097822891	596	AX	18313180	4059625037812	120
AX	16581000	4011097822884	597	AX	18355000	4059625032879	492
AX	16581340	4011097883120	597	AX	18355140	4059625169025	492
AX	16581800	4011097822877	597	AX	18355340	4059625169018	492
AX	16582000	4011097822860	598	AX	18355820	4059625169056	492
AX	16582800	4011097822853	598	AX	18355990	4059625169124	492
AX	16585000	4059625198483	598	AX	18356000	4059625032862	492
AX	16585800	4059625312179	598	AX	18356140	4059625180266	492
AX	16800000	4011097515724	394	AX	18356340	4059625180259	492
AX	16800340	4011097883403	394	AX	18356820	4059625180297	492
AX	16800820	4011097515731	394	AX	18356990	4059625180365	492
AX	16801000	4011097784861	394	AX	18357000	4059625032855	493
AX	16801340	4011097883533	394	AX	18357140	4059625180419	493
AX	16801820	4011097808314	394	AX	18357340	4059625180402	493
AX	16810000	4011097509570	393	AX	18357820	4059625180440	493
AX	16810340	4011097883670	393	AX	18357990	4059625180518	493
AX	16810820	4011097515755	393	AX	18358000	4059625032848	417
AX	16815000	4011097515779	392	AX	18450000	4011097529561	329
AX	16815340	4011097883809	392	19			
AX	16815820	4011097515786	392	AX	19418000	4011097664637	168
AX	16820000	4011097513935	395	AX	19418140	4011097891590	168
AX	16820340	4011097883939	395	AX	19418340	4011097891583	168
AX	16820820	4011097515809	395	AX	19418820	4011097891620	356
AX	16821000	4011097784854	395	AX	19418990	4011097891675	168
AX	16821340	4011097884066	395	26			
AX	16821820	4011097808307	395	AX	26020000	4011097726045	481
AX	16823000	4011097809687	393	AX	26021000	4011097726052	440
AX	16823340	4011097884202	393	AX	26022000	4011097726069	440
AX	16823820	4011097809670	393	AX	26023000	4011097726076	460
AX	16824000	4011097784847	392	AX	26025000	4011097726083	457
AX	16824340	4011097884349	392	AX	26031000	4011097726090	439
AX	16824820	4011097808291	392	AX	26032000	4011097726106	439
AX	16830000	4011097513928	397	AX	26034000	4059625030165	436
AX	16830340	4011097975092	397	AX	26034820	4059625030158	436
AX	16830820	4011097515823	397	AX	26035000	4059625030134	436
AX	16871000	4011097509518	396	AX	26035820	4059625030127	436
AX	16871340	4011097884486	396	AX	26050000	4011097822846	457
AX	16871820	4011097515847	396	AX	26050140	4011097848419	457
AX	16872000	4011097784823	396	AX	26050340	4011097848402	457
AX	16872340	4011097884615	396	AX	26050670	4059625411834	457
AX	16872820	4011097808277	396	AX	26050820	4011097848440	457
AX	16882000	4011097515885	391	AX	26050990	4011097848518	457
AX	16882340	4011097884769	391	AX	26051000	4011097822839	457
AX	16882820	4011097515892	391	AX	26051670	4059625411827	457
AX	16883000	4011097784816	391	AX	26431000	4059625030103	173
AX	16883340	4011097885018	391	AX	26431140	4059625136355	173
AX	16883820	4011097808246	391	AX	26431340	4059625136348	173
AX	16884000	4011097515915	390	AX	26431670	4059625400197	443
AX	16884340	4011097885155	390	AX	26431820	4059625030097	447
AX	16884820	4011097515922	390	AX	26431990	4059625136430	173
AX	16930180	4059625032190	203	AX	26432000	4059625030073	173
AX	16970180	4059625032404	124	AX	26432140	4059625123270	173
AX	16973180	4059625032381	124	AX	26432340	4059625123263	173
AX	16974180	4059625032398	124	AX	26432670	4059625400319	443
AX	16982180	4059625032183	203	AX	26432820	4059625030066	398
18				AX	26432990	4059625124154	173
AX	18010000	4011097519876	328	AX	26433000	4059625030042	173
AX	18020000	4011097523002	328	AX	26433140	4059625124208	173

Code Numbers (HG = hansgrohe, AX = AXOR)

brand	Code no.	EAN	page
AX	26433340	4059625124192	173
AX	26433670	4059625400340	443
AX	26433820	4059625030035	398
AX	26433990	4059625124284	173
AX	26434180	4059625032176	86
AX	26436000	4059625398852	441
AX	26436340	4059625402702	441
AX	26436670	4059625400357	441
AX	26437000	4059625400371	441
AX	26437340	4059625402757	441
AX	26437670	4059625400395	441
AX	26438000	4059625400418	441
AX	26438340	4059625402801	441
AX	26438670	4059625400425	441
AX	26909180	4011097734224	439
AX	26965000	4059625400456	442
AX	26965340	4059625402856	442
AX	26965670	4059625400470	442
AX	26966000	4059625399057	442
AX	26966340	4059625402900	442
AX	26966670	4059625399071	442
AX	26967000	4059625398807	442
AX	26967340	4059625402955	442
AX	26967670	4059625399095	442
27			
AX	27348000	4011097822822	398
AX	27348340	4011097892016	398
AX	27348820	4011097822815	398
AX	27419000	4011097401218	454
AX	27451000	4011097265377	469
AX	27451140	4011097828695	469
AX	27451340	4011097828688	469
AX	27451820	4011097830025	469
AX	27451990	4011097830087	469
AX	27515000	4011097245201	468
AX	27515140	4011097830773	468
AX	27515340	4011097830766	468
AX	27515820	4011097536354	468
AX	27515990	4011097830865	468
AX	27830000	4011097484914	176
AX	27830140	4011097893303	176
AX	27830340	4011097893280	176
AX	27830820	4011097484921	462
AX	27830990	4011097893488	176
AX	27831000	4011097484891	241
AX	27831340	4011097893563	241
AX	27980000	4011097262574	175
AX	27980140	4011097894102	175
AX	27980340	4011097894089	175
AX	27980820	4011097894164	461
AX	27980990	4011097894300	175
AX	27982000	4011097523453	400
AX	27982340	4011097894683	400
AX	27982820	4011097526539	400
AX	27983000	4011097678023	175
AX	27983140	4011097894942	175
AX	27983340	4011097894935	175
AX	27983820	4011097894973	461
AX	27983990	4011097895048	175
AX	27984000	4059625025710	479
AX	27987000	4011097733098	463

brand	Code no.	EAN	page
AX	27987140	4011097846590	463
AX	27987340	4011097846576	463
AX	27987820	4011097846651	463
AX	27987990	4011097846798	463
AX	27989000	4011097398792	463
AX	27989140	4011097895376	463
AX	27989340	4011097895352	463
AX	27989820	4011097492711	463
AX	27989990	4011097895550	463
AX	27991000	4011097733104	241
AX	27991340	4011097895611	241
28			
AX	28011000	4059625206683	113
AX	28012000	4059625203019	630
AX	28014000	4059625206669	113
AX	28022000	4059625202999	630
HG	28071000	4011097115498	630
AX	28112000	4011097523835	476
AX	28112340	4011097829036	476
AX	28112820	4011097523842	476
AX	28116000	4011097525556	476
AX	28116340	4011097826622	476
AX	28116820	4011097525563	476
AX	28120000	4011097525587	476
AX	28120340	4011097828909	476
AX	28120820	4011097525594	476
AX	28127000	4059625025659	475
AX	28128000	4059625025628	475
AX	28128820	4059625025611	475
AX	28282000	4011097239156	93
AX	28282140	4011097840116	93
AX	28282340	4011097840109	93
AX	28282670	4059625294888	93
AX	28282820	4011097665702	473
AX	28282990	4011097840208	93
AX	28284000	4011097239187	93
AX	28284140	4011097846873	93
AX	28284340	4011097846866	93
AX	28284820	4011097846903	473
AX	28284990	4011097846972	93
AX	28286000	4011097239163	93
AX	28286140	4011097847023	93
AX	28286340	4011097847016	93
AX	28286670	4059625413500	93
AX	28286820	4011097701103	473
AX	28286990	4011097847115	93
AX	28464000	4011097554266	455
AX	28469000	4011097556963	455
AX	28470180	4011097601762	271
AX	28474000	4011097434902	398
AX	28474340	4059625000687	398
AX	28474820	4011097509013	398
AX	28486180	4011097603308	234
AX	28487000	4011097404905	398
AX	28487340	4059625000281	398
AX	28487820	4011097509006	398
AX	28489000	4011097400242	240
AX	28489140	4011097972343	240
AX	28489340	4011097972329	240
AX	28489820	4011097972404	448
AX	28489990	4011097972299	240

Code Numbers (HG = hansgrohe, AX = AXOR)

brand	Code no.	EAN	page	brand	Code no.	EAN	page
AX	28491000	4011097593784	454	AX	34820800	4011097688633	594
AX	28494000	4011097434025	173	AX	34822000	4011097688664	595
AX	28494140	4011097816401	173	AX	34822800	4011097688671	595
AX	28494340	4011097814353	173	AX	34823000	4059625198179	595
AX	28494820	4011097816135	447	AX	34823800	4059625311776	595
AX	28494990	4011097816562	173	AX	34824000	4059625198216	595
AX	28532000	4011097488516	174	AX	34824800	4059625311875	595
AX	28532140	4011097820712	174	AX	34920000	4011097559810	297
AX	28532340	4011097820705	174	AX	34960000	4011097559827	297
AX	28532670	4059625346518	174	35			
AX	28532820	4011097820743	456	AX	35214000	4059625428733	424
AX	28532990	4011097820804	174	AX	35214670	4059625428726	424
AX	28622000	4059625032145	93	AX	35274000	4059625003671	434
AX	28622140	4059625153918	93	AX	35275000	4059625003664	434
AX	28622340	4059625153895	93	AX	35276000	4059625003657	434
AX	28622670	4059625427842	93	AX	35277000	4059625003640	435
AX	28622820	4059625147801	473	AX	35278000	4059625003626	434
AX	28622990	4059625154076	93	AX	35279000	4059625003602	435
AX	28624000	4059625032169	92	AX	35280000	4059625003589	434
AX	28624140	4059625154175	92	AX	35281000	4059625003565	435
AX	28624340	4059625154151	92	AX	35282000	4059625003541	434
AX	28624670	4059625427828	92	AX	35283000	4059625003527	433
AX	28624820	4059625147825	472	AX	35284000	4059625184684	423
AX	28624990	4059625154335	92	AX	35286000	4059625184967	425
AX	28626000	4059625032152	92	AX	35287000	4059625185209	427
AX	28626140	4059625153659	92	AX	35288000	4059625033296	426
AX	28626340	4059625153635	92	AX	35296000	4059625184691	423
AX	28626670	4059625427811	92	AX	35297000	4059625184974	425
AX	28626820	4059625147849	472	AX	35298000	4059625185216	427
AX	28626990	4059625153819	92	AX	35300000	4059625184707	423
AX	28693000	4011097413433	464	AX	35300140	4059625239179	423
34				AX	35300340	4059625239162	423
AX	34010000	4011097559414	284	AX	35300670	4059625428719	423
AX	34016000	4011097559438	284	AX	35300820	4059625239209	423
AX	34017000	4011097559407	284	AX	35300990	4059625239278	423
AX	34112000	4011097559902	286	AX	35301000	4059625184981	425
AX	34113000	4011097559919	287	AX	35301140	4059625240816	425
AX	34115000	4011097559926	286	AX	35301340	4059625240809	425
AX	34116000	4011097559933	287	AX	35301670	4059625428696	425
AX	34127000	4011097559452	284	AX	35301820	4059625240847	425
AX	34130000	4011097655536	285	AX	35301990	4059625240915	425
AX	34132000	4011097705422	285	AX	35302000	4059625185223	427
AX	34133000	4011097559582	287	AX	35302140	4059625237922	427
AX	34210000	4011097559469	288	AX	35302340	4059625237915	427
AX	34313000	4011097559605	288	AX	35302670	4059625428672	427
AX	34315000	4011097559629	288	AX	35302820	4059625237953	427
AX	34410000	4011097559476	290	AX	35302990	4059625238035	427
AX	34420000	4011097559490	289	AX	35303000	4059625184950	423
AX	34425000	4011097559506	289	AX	35303140	4059625239322	423
AX	34427000	4011097559513	289	AX	35303340	4059625239315	423
AX	34435000	4011097559841	294	AX	35303670	4059625428665	423
AX	34444000	4011097559643	290	AX	35303820	4059625239353	423
AX	34454000	4011097559995	291	AX	35303990	4059625239421	423
AX	34620000	4011097559520	291	AX	35304000	4059625184998	425
AX	34625000	4011097559537	292	AX	35304140	4059625240960	425
AX	34635000	4011097559728	294	AX	35304340	4059625240953	425
AX	34705000	4011097559797	295	AX	35304670	4059625428641	425
AX	34715000	4011097559544	295	AX	35304820	4059625240991	425
AX	34716000	4011097559551	294	AX	35304990	4059625241066	425
AX	34725000	4011097559803	296	AX	35305000	4059625185230	427
AX	34820000	4011097688626	594	AX	35305140	4059625238080	427

Code Numbers (HG = hansgrohe, AX = AXOR)

brand	Code no.	EAN	page
AX	35305340	4059625238073	427
AX	35305670	4059625428634	427
AX	35305820	4059625238110	427
AX	35305990	4059625238189	427
AX	35306000	4059625185247	429
AX	35308000	4059625185285	431
AX	35309000	4059625185322	432
AX	35310000	4059625185254	429
AX	35312000	4059625185292	431
AX	35313000	4059625185339	432
AX	35314000	4059625185261	429
AX	35314140	4059625238561	429
AX	35314340	4059625238554	429
AX	35314820	4059625238592	429
AX	35314990	4059625238660	429
AX	35316000	4059625185308	431
AX	35316140	4059625239896	431
AX	35316340	4059625239889	431
AX	35316820	4059625240229	431
AX	35316990	4059625240298	431
AX	35317000	4059625185346	432
AX	35317140	4059625237298	432
AX	35317340	4059625237281	432
AX	35317820	4059625237328	432
AX	35317990	4059625237397	432
AX	35318000	4059625185278	429
AX	35318140	4059625238714	429
AX	35318340	4059625238707	429
AX	35318820	4059625238745	429
AX	35318990	4059625238813	429
AX	35320000	4059625185315	431
AX	35320140	4059625240342	431
AX	35320340	4059625240335	431
AX	35320820	4059625240373	431
AX	35320990	4059625240441	431
AX	35321000	4059625185353	432
AX	35321140	4059625237458	432
AX	35321340	4059625237441	432
AX	35321820	4059625237489	432
AX	35321990	4059625237557	432
AX	35361180	4059625184639	85
AX	35363180	4059625184646	428
AX	35373000	4059625405147	441
AX	35373340	4059625415009	441
AX	35373670	4059625415276	441
AX	35374000	4059625405154	441
AX	35374340	4059625414798	441
AX	35374670	4059625415269	441
AX	35380000	4059625405208	445
AX	35380340	4059625414781	445
AX	35380670	4059625415252	445
AX	35381000	4059625405215	445
AX	35381340	4059625414774	445
AX	35381670	4059625415245	445
AX	35382000	4059625405178	443
AX	35382340	4059625414767	443
AX	35382670	4059625415238	443
AX	35383000	4059625405185	443
AX	35383340	4059625414750	443
AX	35383670	4059625415221	443
AX	35387000	4059625405161	441

brand	Code no.	EAN	page
AX	35387340	4059625414743	441
AX	35387670	4059625415214	441
AX	35388000	4059625405192	443
AX	35388340	4059625414736	443
AX	35388670	4059625415207	443
AX	35389000	4059625405222	445
AX	35389340	4059625414729	445
AX	35389670	4059625415191	445
36			
AX	36100000	4011097751573	255
AX	36100140	4011097817187	255
AX	36100340	4011097817170	255
AX	36100670	4059625427507	255
AX	36101000	4011097751566	255
AX	36101140	4011097818139	255
AX	36101340	4011097818122	255
AX	36101670	4059625427477	255
AX	36102000	4011097751559	254
AX	36102140	4011097818283	254
AX	36102340	4011097818276	254
AX	36103000	4011097751542	256
AX	36103140	4011097817989	256
AX	36103340	4011097817972	256
AX	36104000	4011097751535	256
AX	36104140	4011097818634	256
AX	36104340	4011097818627	256
AX	36104670	4059625427460	256
AX	36105000	4011097751528	256
AX	36105140	4011097903354	256
AX	36105340	4011097903347	256
AX	36106000	4011097751511	257
AX	36106140	4011097825946	257
AX	36106340	4011097825939	257
AX	36106670	4059625427422	257
AX	36107000	4011097751504	259
AX	36107140	4011097826943	259
AX	36107340	4011097826936	259
AX	36107670	4059625427392	259
AX	36108000	4011097751498	258
AX	36108140	4011097819150	258
AX	36108340	4011097819143	258
AX	36108670	4059625427361	258
AX	36110000	4011097755946	255
AX	36110140	4011097819457	255
AX	36110340	4011097819440	255
AX	36110670	4059625427330	255
AX	36111000	4011097755953	256
AX	36111140	4011097819709	256
AX	36111340	4011097819594	256
AX	36111670	4059625427309	256
AX	36112000	4011097755960	254
AX	36112140	4011097903507	254
AX	36112340	4011097903491	254
AX	36113000	4011097755977	256
AX	36113140	4011097903651	256
AX	36113340	4059625091708	256
AX	36113670	4059625426982	256
AX	36114000	4011097751603	257
AX	36114140	4011097826790	257
AX	36114340	4011097826783	257
AX	36115000	4011097751580	259

Code Numbers (HG = hansgrohe, AX = AXOR)

brand	Code no.	EAN	page	brand	Code no.	EAN	page
AX	36115140	4011097827094	259	AX	36704670	4059625427569	269
AX	36115340	4011097827087	259	AX	36705000	4011097755540	502
AX	36116000	4011097751597	258	AX	36706000	4011097755533	500
AX	36116140	4011097819303	258	AX	36707000	4011097755526	503
AX	36116340	4011097819297	258	AX	36707140	4011097817446	503
AX	36120000	4011097751467	260	AX	36707340	4011097817439	503
AX	36120140	4011097818788	260	AX	36707670	4059625428870	503
AX	36120340	4011097818771	260	AX	36707820	4011097817477	503
AX	36120670	4059625426968	260	AX	36707990	4011097817545	503
AX	36121000	4011097755984	260	AX	36708180	4011097755519	269
AX	36121140	4059625091685	260	AX	36711000	4011097755502	499
AX	36121340	4011097903798	260	AX	36711670	4059625428610	499
AX	36130000	4011097785134	260	AX	36712000	4011097790268	505
AX	36130140	4011097903958	260	AX	36714000	4011097779416	502
AX	36130340	4011097903941	260	AX	36715000	4011097779409	503
AX	36130670	4059625428627	260	AX	36715140	4011097841274	503
AX	36140000	4011097751443	267	AX	36715340	4011097841267	503
AX	36140140	4011097904108	267	AX	36715670	4059625428849	503
AX	36140340	4011097904092	267	AX	36715820	4011097841304	503
AX	36410000	4011097751429	266	AX	36715990	4011097841373	503
AX	36410140	4011097904405	266	AX	36716000	4011097779393	500
AX	36410340	4011097904399	266	AX	36717000	4011097779386	499
AX	36410670	4059625435625	266	AX	36718000	4011097779379	499
AX	36411000	4011097751412	265	AX	36721000	4011097779362	499
AX	36411140	4011097904559	265	AX	36721820	4011097906539	499
AX	36411340	4011097904542	265	AX	36722000	4011097779355	502
AX	36411670	4059625435298	265	AX	36722820	4011097906683	502
AX	36412000	4011097751405	264	AX	36723000	4011097779348	503
AX	36412140	4011097904702	264	AX	36723140	4011097841427	503
AX	36412340	4011097904696	264	AX	36723340	4011097841410	503
AX	36416000	4011097751399	262	AX	36723670	4059625428818	503
AX	36416140	4011097814209	262	AX	36723820	4011097841458	503
AX	36416340	4011097814094	262	AX	36723990	4011097841526	503
AX	36416670	4059625426944	262	AX	36724000	4011097755496	272
AX	36425000	4011097751382	261	AX	36724140	4011097821009	272
AX	36425140	4011097904856	261	AX	36724340	4011097820996	272
AX	36425340	4011097904849	261	AX	36724670	4059625427095	272
AX	36425670	4059625427668	261	AX	36724820	4011097821030	471
AX	36455000	4011097815800	263	AX	36724990	4011097821108	272
AX	36455140	4011097905006	263	AX	36726000	4011097779331	500
AX	36455340	4011097904993	263	AX	36726820	4011097906980	500
AX	36455670	4059625427644	263	AX	36727000	4011097779324	499
AX	36457000	4011097815794	263	AX	36727820	4011097907130	499
AX	36457140	4011097905150	263	AX	36731000	4059625031490	469
AX	36457340	4011097905143	263	AX	36731140	4059625080351	469
AX	36655000	4011097815770	267	AX	36731340	4059625080337	469
AX	36655140	4011097905303	267	AX	36731670	4059625428597	469
AX	36655340	4011097905297	267	AX	36731820	4059625080511	469
AX	36655670	4059625427620	267	AX	36731990	4059625080658	469
AX	36701180	4011097755588	268	AX	36732000	4059625031919	469
AX	36702000	4011097755571	269	AX	36732140	4059625080757	469
AX	36702140	4011097905457	269	AX	36732340	4059625080733	469
AX	36702340	4011097905440	269	AX	36732820	4059625080818	469
AX	36702670	4059625427606	269	AX	36732990	4059625080955	469
AX	36703000	4011097755564	268	AX	36733000	4059625031957	292
AX	36703140	4011097905600	268	AX	36733340	4059625434727	292
AX	36703340	4011097905594	268	AX	36733670	4059625435649	292
AX	36703670	4059625427583	268	AX	36734000	4059625031933	293
AX	36704000	4011097755557	269	AX	36734340	4059625434819	293
AX	36704140	4011097905754	269	AX	36734670	4059625435663	293
AX	36704340	4011097905747	269	AX	36735000	4011097755472	273

Code Numbers (HG = hansgrohe, AX = AXOR)

brand	Code no.	EAN	page
AX	36735140	4011097821160	273
AX	36735340	4011097821153	273
AX	36735820	4011097848747	465
AX	36735990	4011097821252	273
AX	36736000	4011097789330	273
AX	36736140	4011097907253	273
AX	36736340	4011097907246	273
AX	36736820	4011097801346	466
AX	36736990	4011097907345	273
AX	36770180	4011097755465	203
AX	36771000	4011097755458	270
AX	36771140	4011097907390	270
AX	36771340	4011097907383	270
AX	36771670	4059625427545	270
AX	36772000	4011097755441	270
AX	36772140	4011097907543	270
AX	36772340	4011097907536	270
AX	36772670	4059625427521	270
AX	36773000	4011097755434	499
AX	36773670	4059625428580	499
AX	36822000	4011097755427	271
AX	36822140	4011097848877	271
AX	36822340	4011097848860	271
38			
AX	38010000	4011097806518	89
AX	38010670	4059625338216	89
AX	38010820	4059625020234	351
AX	38021000	4011097823522	342
AX	38021340	4059625013151	342
AX	38021820	4011097982380	342
AX	38023000	4011097823515	342
AX	38023340	4059625032763	342
AX	38023820	4011097982403	342
AX	38026000	4011097825700	342
AX	38026340	4059625013281	342
AX	38026820	4011097982427	342
AX	38032000	4011097823508	342
AX	38032340	4059625013410	342
AX	38032820	4011097982441	342
AX	38034000	4011097823492	343
AX	38034340	4059625033005	343
AX	38034820	4011097982465	343
AX	38036000	4011097982489	343
AX	38036340	4059625013540	343
AX	38036820	4011097982496	343
AX	38037000	4011097849355	349
AX	38037340	4059625015117	349
AX	38037820	4011097982915	349
AX	38054000	4011097849348	347
AX	38054340	4059625014455	347
AX	38054820	4011097982779	347
AX	38112000	4011097412979	346
AX	38112340	4011097909486	346
AX	38112820	4011097909523	346
AX	38113000	4011097413051	345
AX	38113340	4011097841731	345
AX	38113820	4011097841854	345
AX	38115000	4011097413013	346
AX	38115340	4011097909639	346
AX	38115820	4011097909677	346
AX	38116000	4011097413099	345

brand	Code no.	EAN	page
AX	38116340	4011097842165	345
AX	38116820	4011097842202	345
AX	38119000	4011097677873	90
AX	38119340	4011097909783	90
AX	38119670	4059625366066	90
AX	38119820	4011097909820	575
AX	38120000	4011097677880	90
AX	38120340	4011097909936	90
AX	38120670	4059625366073	90
AX	38120820	4011097909974	575
AX	38121000	4011097849331	345
AX	38121340	4059625014585	345
AX	38121820	4011097982816	345
AX	38122000	4011097849324	345
AX	38122340	4059625014714	345
AX	38122820	4011097982830	345
AX	38130000	4011097366142	163
AX	38130340	4011097910086	163
AX	38130820	4011097910123	343
AX	38211000	4011097823485	351
AX	38211340	4059625015643	351
AX	38211820	4011097982953	351
AX	38411000	4011097849317	91
AX	38411340	4059625019283	91
AX	38411670	4059625331781	91
AX	38411820	4011097989556	359
AX	38412000	4011097849300	92
AX	38412340	4059625019412	92
AX	38412670	4059625331774	92
AX	38412820	4011097989518	358
AX	38421000	4011097849294	354
AX	38421340	4059625015971	354
AX	38421820	4011097983325	354
AX	38426000	4011097849287	355
AX	38426340	4059625018507	355
AX	38426820	4011097983349	355
AX	38428000	4011097849270	355
AX	38428340	4059625018637	355
AX	38428820	4011097983363	355
AX	38436000	4011097849263	357
AX	38436340	4059625019542	357
AX	38436820	4011097983226	357
AX	38442000	4011097849249	353
AX	38442340	4059625031896	353
AX	38442820	4011097983301	353
AX	38480000	4011097377742	356
AX	38480340	4011097911694	356
AX	38480820	4011097911731	356
AX	38621000	4011097849225	360
AX	38621340	4059625016107	360
AX	38621820	4011097983011	360
AX	38626000	4011097849218	361
AX	38626340	4059625018767	361
AX	38626820	4011097983189	361
AX	38700000	4011097345116	364
AX	38700340	4011097912141	364
AX	38700820	4011097912172	364
AX	38715000	4011097478456	362
AX	38715340	4011097912271	362
AX	38715820	4011097912318	362
AX	38720000	4011097345130	364

Code Numbers (HG = hansgrohe, AX = AXOR)

brand	Code no.	EAN	page	brand	Code no.	EAN	page
AX	38720340	4011097912424	364	AX	39119340	4059625373279	218
AX	38720820	4011097912455	364	AX	39121000	4059625329191	219
AX	38815000	4011097688701	596	AX	39121340	4059625373491	219
AX	38815340	4011097876047	596	AX	39133000	4011097400563	221
AX	38815800	4011097688718	596	AX	39133340	4011097915760	221
AX	38882000	4011097331188	366	AX	39134000	4011097400587	220
AX	38882340	4011097912820	366	AX	39134340	4011097915913	220
AX	38882820	4011097912851	366	AX	39135000	4011097400600	221
AX	38933000	4011097331164	365	AX	39135340	4011097916057	221
AX	38933340	4011097912950	365	AX	39136000	4011097400624	220
AX	38933820	4011097912981	365	AX	39136340	4011097916194	220
AX	38959000	4011097705101	74	AX	39143000	4011097400686	223
AX	38960000	4011097704647	73	AX	39143340	4011097916347	223
AX	38976000	4011097331133	365	AX	39144000	4011097400709	222
AX	38976340	4011097913087	365	AX	39144340	4011097916491	222
AX	38976820	4011097913117	365	AX	39147000	4011097400365	223
39				AX	39147340	4011097916644	223
AX	39001000	4059625358030	214	AX	39148000	4011097400389	222
AX	39001340	4059625372456	214	AX	39148340	4011097916798	222
AX	39010000	4011097391274	215	AX	39151000	4059625358061	216
AX	39010340	4011097913230	215	AX	39151340	4059625373200	216
AX	39015000	4011097391281	214	AX	39171000	4059625358078	218
AX	39015340	4011097913681	214	AX	39171340	4059625373439	218
AX	39018000	4011097485461	215	AX	39181000	4059625358719	219
AX	39018340	4011097914114	215	AX	39181340	4059625373552	219
AX	39020000	4011097480640	215	AX	39201000	4059625358726	224
AX	39020340	4011097914268	215	AX	39201340	4059625373675	224
AX	39021000	4059625329337	216	AX	39210000	4011097648958	224
AX	39021340	4059625373149	216	AX	39210340	4011097917245	224
AX	39022000	4059625329290	214	AX	39214000	4059625329160	224
AX	39022340	4059625372517	214	AX	39214340	4059625373613	224
AX	39023000	4059625329276	216	AX	39313000	4011097400648	223
AX	39023340	4059625372906	216	AX	39313340	4011097917399	223
AX	39024000	4059625329245	216	AX	39314000	4011097400662	222
AX	39024340	4059625373026	216	AX	39315000	4011097400723	223
AX	39031000	4011097648910	215	AX	39315340	4011097917542	223
AX	39031340	4011097914411	215	AX	39400000	4011097400495	224
AX	39032000	4011097648927	215	AX	39400340	4011097917849	224
AX	39032340	4011097914565	215	AX	39410000	4011097400761	229
AX	39034000	4011097648941	217	AX	39410340	4011097917993	229
AX	39034340	4059625211700	217	AX	39436000	4011097650852	230
AX	39035000	4011097648903	214	AX	39436340	4011097918143	230
AX	39035340	4011097914718	214	AX	39440000	4059625329146	225
AX	39037000	4011097646626	217	AX	39440340	4059625373736	225
AX	39071000	4059625358047	216	AX	39441000	4011097488769	227
AX	39071340	4059625372968	216	AX	39441340	4011097918297	227
AX	39081000	4059625358054	216	AX	39442000	4011097488783	227
AX	39081340	4059625373088	216	AX	39442340	4011097918440	227
AX	39112000	4011097488608	218	AX	39445000	4011097400785	231
AX	39112340	4011097914862	218	AX	39445340	4011097918594	231
AX	39113000	4011097488622	219	AX	39446000	4011097400808	231
AX	39113340	4011097915012	219	AX	39446340	4011097918747	231
AX	39115000	4011097488646	218	AX	39447000	4011097488806	228
AX	39115340	4011097915166	218	AX	39447340	4011097918891	228
AX	39116000	4011097488660	219	AX	39448000	4011097488820	228
AX	39116340	4011097915319	219	AX	39448340	4011097919041	228
AX	39117000	4011097677897	574	AX	39449000	4011097486079	315
AX	39117340	4011097915463	574	AX	39451000	4011097545691	225
AX	39118000	4011097678009	574	AX	39451340	4011097919195	225
AX	39118340	4011097915616	574	AX	39453000	4011097399638	232
AX	39119000	4059625329221	218	AX	39453340	4011097919348	232

Code Numbers (HG = hansgrohe, AX = AXOR)

brand	Code no.	EAN	page
AX	39454000	4011097400846	232
AX	39454340	4011097919492	232
AX	39455000	4011097400501	226
AX	39455340	4011097919645	226
AX	39457000	4011097400525	226
AX	39457340	4011097919799	226
AX	39471000	4059625358733	225
AX	39471340	4059625373798	225
AX	39480000	4011097488844	229
AX	39480340	4011097919942	229
AX	39482000	4011097488868	229
AX	39482340	4011097920092	229
AX	39525000	4011097488882	234
AX	39525140	4011097920252	234
AX	39525340	4011097920245	234
AX	39525820	4011097560526	468
AX	39525990	4011097920344	234
AX	39600000	4011097400884	232
AX	39600340	4011097920382	232
AX	39620000	4011097400914	242
AX	39620340	4011097920535	242
AX	39655000	4011097400891	233
AX	39655340	4011097920689	233
AX	39670000	4011097545707	243
AX	39670340	4011097920832	243
AX	39700000	4011097400983	235
AX	39700340	4011097920986	235
AX	39705000	4011097400969	235
AX	39705340	4011097921136	235
AX	39711000	4011097478388	234
AX	39711340	4011097921280	234
AX	39716000	4011097478470	234
AX	39716340	4011097921433	234
AX	39720000	4011097401027	236
AX	39720340	4011097921587	236
AX	39725000	4011097401003	236
AX	39725340	4011097921730	236
AX	39832000	4059625196779	593
AX	39832670	4059625440520	593
AX	39832800	4059625304105	593
AX	39835000	4011097518763	593
AX	39835340	4011097842462	593
AX	39835670	4059625427255	593
AX	39835800	4011097527215	593
AX	39840000	4011097518770	594
AX	39840800	4011097520506	594
AX	39842000	4059625195963	594
AX	39842800	4059625311479	594
AX	39850000	4011097518756	593
AX	39850340	4011097922027	593
AX	39850800	4011097519012	593
AX	39853000	4059625195949	593
AX	39853340	4059625311523	593
AX	39853800	4059625311578	593
AX	39860000	4011097783277	591
AX	39860340	4011097922164	591
AX	39860800	4011097783284	591
AX	39861000	4011097783291	592
AX	39861340	4011097922300	592
AX	39861670	4059625427224	592
AX	39861800	4011097783307	592

brand	Code no.	EAN	page
AX	39862000	4059625176320	590
AX	39862340	4059625202388	590
AX	39862670	4059625427187	590
AX	39862800	4059625176306	590
AX	39863000	4059625257890	590
AX	39863340	4059625293775	590
AX	39863670	4059625427163	590
AX	39863800	4059625257906	590
AX	39864000	4059625196724	592
AX	39864340	4059625311622	592
AX	39864670	4059625440537	592
AX	39864800	4059625311677	592
AX	39882000	4011097401140	239
AX	39882340	4011097922454	239
AX	39883000	4011097401126	239
AX	39883340	4011097922751	239
AX	39920000	4011097401102	238
AX	39920340	4011097923048	238
AX	39925000	4011097401089	238
AX	39925340	4011097923192	238
AX	39960000	4011097401065	237
AX	39960340	4011097923345	237
AX	39965000	4011097401041	237
AX	39965340	4011097923499	237
40			
HG	40068000	4011097218939	549
HG	40088000	4011097120461	537
AX	40872000	4011097594002	498
AX	40873000	4011097594217	498
AX	40877180	4011097601755	498
AX	40878180	4011097601748	498
42			
AX	42018000	4059625131640	597
AX	42018330	4059625297421	599
AX	42018340	4059625297414	597
AX	42018800	4059625131657	597
AX	42019000	4011097516127	562
AX	42019340	4011097936970	562
AX	42019820	4011097516134	562
AX	42020000	4011097516158	564
AX	42020340	4011097937229	564
AX	42020820	4011097516165	564
AX	42021000	4011097516189	564
AX	42021340	4011097937366	564
AX	42021820	4011097516196	564
AX	42028000	4011097516219	565
AX	42028340	4011097937618	565
AX	42028820	4011097516226	565
AX	42030000	4011097516240	563
AX	42030340	4011097937755	563
AX	42030820	4011097516257	563
AX	42033000	4011097516271	562
AX	42033340	4011097938011	562
AX	42033820	4011097516288	562
AX	42035000	4011097516332	566
AX	42035340	4011097938271	566
AX	42035820	4011097516349	566
AX	42036000	4011097516363	565
AX	42036340	4011097938530	565
AX	42036820	4011097516370	565
AX	42060000	4011097516400	564

Code Numbers (HG = hansgrohe, AX = AXOR)

brand	Code no.	EAN	page	brand	Code no.	EAN	page
AX	42060340	4011097939056	564	AX	42626820	4059625423189	557
AX	42060820	4011097516417	564	AX	42626990	4059625423158	557
AX	42065000	4011097516431	563	AX	42639000	4059625423134	556
AX	42065340	4011097939315	563	AX	42639140	4059625423110	556
AX	42065820	4011097516448	563	AX	42639340	4059625423066	556
AX	42066000	4011097516462	400	AX	42639820	4059625423011	556
AX	42066340	4011097939575	400	AX	42639990	4059625423981	556
AX	42066820	4011097516479	400	AX	42644000	4059625423967	558
AX	42080000	4011097516493	564	AX	42644140	4059625423943	558
AX	42080340	4011097939834	564	AX	42644340	4059625423899	558
AX	42080820	4011097516509	564	AX	42644820	4059625423844	558
AX	42090000	4011097516523	566	AX	42644990	4059625423813	558
AX	42090340	4011097940083	566	AX	42649000	4059625423790	560
AX	42090820	4011097516530	566	AX	42649140	4059625423776	560
AX	42134000	4011097516554	562	AX	42649340	4059625423721	560
AX	42134340	4011097940229	562	AX	42649820	4059625423677	560
AX	42134820	4011097516561	562	AX	42649990	4059625423646	560
AX	42137000	4011097516585	565	AX	42654000	4059625423622	559
AX	42137340	4011097940489	565	AX	42654140	4059625423608	559
AX	42137820	4011097516592	565	AX	42654340	4059625423554	559
AX	42300000	4011097535302	329	AX	42654820	4059625424506	559
AX	42305000	4011097535319	328	AX	42654990	4059625424476	559
AX	42436000	4011097598789	536	AX	42655000	4059625424452	560
AX	42604000	4059625422502	555	AX	42655140	4059625424438	560
AX	42604140	4059625422489	555	AX	42655340	4059625424384	560
AX	42604340	4059625422434	555	AX	42655820	4059625424339	560
AX	42604820	4059625422380	555	AX	42655990	4059625424308	560
AX	42604990	4059625422359	555	AX	42656000	4059625424285	559
AX	42605000	4059625422335	555	AX	42656140	4059625424261	559
AX	42605140	4059625422311	555	AX	42656340	4059625424216	559
AX	42605340	4059625422267	555	AX	42656820	4059625424162	559
AX	42605820	4059625422212	555	AX	42656990	4059625424131	559
AX	42605990	4059625422182	555	AX	42657000	4059625424117	559
AX	42610000	4059625422168	555	AX	42657140	4059625424094	559
AX	42610140	4059625422144	555	AX	42657340	4059625424049	559
AX	42610340	4059625421895	555	AX	42657820	4059625424896	559
AX	42610820	4059625421840	555	AX	42657990	4059625424865	559
AX	42610990	4059625423004	555	AX	42661000	4059625424841	557
AX	42611000	4059625422984	558	AX	42661140	4059625424827	557
AX	42611140	4059625422960	558	AX	42661340	4059625424773	557
AX	42611340	4059625422915	558	AX	42661820	4059625424728	557
AX	42611820	4059625422861	558	AX	42661990	4059625424698	557
AX	42611990	4059625422830	558	AX	42683000	4059625424674	557
AX	42613000	4059625422816	556	AX	42683140	4059625424650	557
AX	42613140	4059625422793	556	AX	42683340	4059625424605	557
AX	42613340	4059625422748	556	AX	42683820	4059625424551	557
AX	42613820	4059625422694	556	AX	42683990	4059625424520	557
AX	42613990	4059625422663	556	AX	42801000	4011097752396	535
AX	42622000	4059625422649	557	AX	42801140	4011097821979	535
AX	42622140	4059625422625	557	AX	42801340	4011097821955	535
AX	42622340	4059625422571	557	AX	42801670	4059625433744	535
AX	42622820	4059625422526	557	AX	42801990	4011097822556	535
AX	42622990	4059625423493	557	AX	42802000	4011097752389	532
AX	42623000	4059625423479	558	AX	42802140	4011097822938	532
AX	42623140	4059625423455	558	AX	42802340	4011097822914	532
AX	42623340	4059625423400	558	AX	42802990	4011097823119	532
AX	42623820	4059625423356	558	AX	42803000	4011097752372	529
AX	42623990	4059625423325	558	AX	42803140	4011097824598	529
AX	42626000	4059625423301	557	AX	42803340	4011097824574	529
AX	42626140	4059625423288	557	AX	42803670	4059625428566	529
AX	42626340	4059625423233	557	AX	42803990	4011097824772	529

Code Numbers (HG = hansgrohe, AX = AXOR)

brand	Code no.	EAN	page
AX	42804000	4059625367643	543
AX	42804140	4059625388662	543
AX	42804340	4059625388617	543
AX	42804670	4059625367650	543
AX	42804820	4059625388594	543
AX	42804990	4059625388563	543
AX	42805000	4059625367612	543
AX	42805140	4059625387566	543
AX	42805340	4059625387511	543
AX	42805670	4059625367629	543
AX	42805820	4059625387498	543
AX	42805990	4059625387467	543
AX	42810000	4059625367674	543
AX	42810140	4059625388556	543
AX	42810340	4059625388501	543
AX	42810670	4059625367681	543
AX	42810820	4059625388488	543
AX	42810990	4059625388457	543
AX	42811000	4059625367285	546
AX	42811140	4059625387450	546
AX	42811340	4059625387405	546
AX	42811670	4059625367292	546
AX	42811820	4059625387382	546
AX	42811990	4059625387351	546
AX	42812000	4059625367315	546
AX	42812140	4059625387344	546
AX	42812340	4059625387290	546
AX	42812670	4059625367322	546
AX	42812820	4059625387276	546
AX	42812990	4059625387245	546
AX	42813000	4059625367438	544
AX	42813140	4059625387238	544
AX	42813340	4059625387184	544
AX	42813670	4059625367445	544
AX	42813820	4059625387160	544
AX	42813990	4059625387139	544
AX	42818000	4059625182840	599
AX	42818330	4059625297407	599
AX	42818340	4059625297391	599
AX	42818670	4059625428559	599
AX	42818800	4059625182857	599
AX	42819000	4011097755601	530
AX	42819140	4011097820477	530
AX	42819340	4011097820453	530
AX	42819670	4059625428535	530
AX	42819990	4011097820651	530
AX	42821000	4011097752365	534
AX	42821140	4011097824857	534
AX	42821340	4011097824833	534
AX	42821670	4059625428528	534
AX	42821990	4011097825038	534
AX	42822000	4059625367551	545
AX	42822140	4059625388440	545
AX	42822340	4059625388396	545
AX	42822670	4059625367568	545
AX	42822820	4059625388372	545
AX	42822990	4059625388341	545
AX	42823000	4059625367407	546
AX	42823140	4059625387122	546
AX	42823340	4059625387078	546
AX	42823670	4059625367414	546

brand	Code no.	EAN	page
AX	42823820	4059625387054	546
AX	42823990	4059625387023	546
AX	42826000	4059625367469	545
AX	42826140	4059625388112	545
AX	42826340	4059625388068	545
AX	42826670	4059625367476	545
AX	42826820	4059625388044	545
AX	42826990	4059625388013	545
AX	42830000	4011097752358	532
AX	42830140	4011097826141	532
AX	42830340	4011097826127	532
AX	42830670	4059625428511	532
AX	42830990	4011097826325	532
AX	42832000	4011097752341	533
AX	42832140	4011097827261	533
AX	42832340	4011097827247	533
AX	42832670	4059625428498	533
AX	42832990	4011097827544	533
AX	42833000	4011097752334	533
AX	42833140	4011097827629	533
AX	42833340	4011097827605	533
AX	42833670	4059625428474	533
AX	42833990	4011097827803	533
AX	42834000	4011097752327	529
AX	42834140	4011097827889	529
AX	42834340	4011097827865	529
AX	42834670	4059625428467	529
AX	42834990	4011097828060	529
AX	42835000	4011097752310	537
AX	42835140	4011097828145	537
AX	42835340	4011097828121	537
AX	42835670	4059625428450	537
AX	42835990	4011097828329	537
AX	42836000	4011097752303	530
AX	42836140	4011097829319	530
AX	42836340	4011097829296	530
AX	42836670	4059625428436	530
AX	42836990	4011097829494	530
AX	42837000	4059625026915	534
AX	42837140	4059625083901	534
AX	42837340	4059625083895	534
AX	42837670	4059625428412	534
AX	42837990	4059625083994	534
AX	42838000	4011097752198	531
AX	42838140	4011097829579	531
AX	42838340	4011097829555	531
AX	42838990	4011097829753	531
AX	42840000	4059625026694	531
AX	42840140	4059625083734	531
AX	42840340	4059625083727	531
AX	42840670	4059625428405	531
AX	42840990	4059625083826	531
AX	42841000	4011097755595	532
AX	42842000	4059625026908	534
AX	42843000	4059625367582	547
AX	42843140	4059625388334	547
AX	42843340	4059625388280	547
AX	42843670	4059625367599	547
AX	42843820	4059625388266	547
AX	42843990	4059625388235	547
AX	42844000	4059625368510	547

Code Numbers (HG = hansgrohe, AX = AXOR)

brand	Code no.	EAN	page	brand	Code no.	EAN	page
AX	42844140	4059625388228	547	AX	42872340	4059625388723	549
AX	42844340	4059625388174	547	AX	42872670	4059625367742	549
AX	42844670	4059625368503	547	AX	42872820	4059625388709	549
AX	42844820	4059625388150	547	AX	42872990	4059625388679	549
AX	42844990	4059625388129	547	AX	42873000	4059625367766	549
AX	42846000	4059625026922	536	AX	42873140	4059625387788	549
AX	42846140	4059625094884	536	AX	42873340	4059625387733	549
AX	42846340	4059625094877	536	AX	42873670	4059625367773	549
AX	42846670	4059625428382	536	AX	42873820	4059625387719	549
AX	42846990	4059625094976	536	AX	42873990	4059625387689	549
AX	42848000	4059625368480	550	AX	42880000	4059625367520	544
AX	42848670	4059625368473	550	AX	42880140	4059625387672	544
AX	42849000	4059625368459	550	AX	42880340	4059625387627	544
AX	42849140	4059625389218	550	AX	42880670	4059625367537	544
AX	42849340	4059625389164	550	AX	42880820	4059625387603	544
AX	42849670	4059625368442	550	AX	42880990	4059625387573	544
AX	42849820	4059625389140	550	45			
AX	42849990	4059625389119	550	AX	45001000	4011097816760	338
AX	42855000	4059625367704	549	AX	45001340	4059625033548	338
AX	42855140	4059625389102	549	AX	45001820	4011097982663	338
AX	42855340	4059625389058	549	AX	45002000	4011097816753	338
AX	42855670	4059625367711	549	AX	45002340	4059625013670	338
AX	42855820	4059625389034	549	AX	45002820	4011097982687	338
AX	42855990	4059625389003	549	AX	45003000	4011097816746	338
AX	42856000	4059625367346	548	AX	45003340	4059625013809	338
AX	42856140	4059625388990	548	AX	45003820	4011097982700	338
AX	42856340	4059625388945	548	AX	45004000	4011097816739	339
AX	42856670	4059625367353	548	AX	45004340	4059625033678	339
AX	42856820	4059625388921	548	AX	45004820	4011097982724	339
AX	42856990	4059625388891	548	AX	45005000	4011097816722	338
AX	42857000	4059625367377	548	AX	45005340	4059625013939	338
AX	42857140	4059625388006	548	AX	45005820	4011097982649	338
AX	42857340	4059625387955	548	AX	45010000	4011097816715	340
AX	42857670	4059625367384	548	AX	45010340	4059625033142	340
AX	42857820	4059625387931	548	AX	45010820	4011097982533	340
AX	42857990	4059625387900	548	AX	45012000	4011097816708	340
AX	42858000	4059625368428	548	AX	45012340	4059625014066	340
AX	42858140	4059625388884	548	AX	45012820	4011097982557	340
AX	42858340	4059625388839	548	AX	45013000	4011097815992	340
AX	42858670	4059625368411	548	AX	45013340	4059625014196	340
AX	42858820	4059625388815	548	AX	45013820	4011097982571	340
AX	42858990	4059625388785	548	AX	45014000	4011097815985	341
AX	42860000	4059625367490	544	AX	45014340	4059625033418	341
AX	42860140	4059625387894	544	AX	45014820	4011097982595	341
AX	42860340	4059625387849	544	AX	45015000	4011097815978	340
AX	42860670	4059625367506	544	AX	45015340	4059625014325	340
AX	42860820	4059625387825	544	AX	45015820	4011097982519	340
AX	42860990	4059625387795	544	AX	45016000	4011097982618	341
AX	42870000	4011097753706	529	AX	45016340	4059625075937	341
AX	42870140	4011097829814	529	AX	45016820	4011097982625	341
AX	42870340	4011097829807	529	AX	45037000	4011097849485	348
AX	42870670	4059625428375	529	AX	45037340	4059625015247	348
AX	42870990	4011097829906	529	AX	45037820	4011097982939	348
AX	42871000	4011097753690	274	AX	45110000	4011097832432	350
AX	42871140	4011097944791	274	AX	45110340	4059625082355	350
AX	42871340	4011097944784	274	AX	45110820	4059625082393	350
AX	42871670	4059625428351	532	AX	45111000	4011097832425	350
AX	42871820	4011097794471	465	AX	45111340	4059625082508	350
AX	42871990	4011097944883	274	AX	45111820	4059625082546	350
AX	42872000	4059625367735	549	AX	45112000	4011097982854	344
AX	42872140	4059625388778	549	AX	45112340	4059625015377	344

Code Numbers (HG = hansgrohe, AX = AXOR)

brand	Code no.	EAN	page
AX	45112820	4011097982861	344
AX	45113000	4011097982885	344
AX	45113340	4059625015506	344
AX	45113820	4011097982892	344
AX	45130000	4011097982748	344
AX	45130340	4059625014844	344
AX	45130820	4011097982755	344
AX	45133000	4011097849478	347
AX	45133340	4059625014974	347
AX	45133820	4011097982793	347
AX	45200000	4011097815961	352
AX	45200340	4059625016237	352
AX	45200820	4011097982977	352
AX	45210000	4011097815954	352
AX	45210340	4059625016367	352
AX	45210820	4011097982991	352
AX	45405000	4011097849461	355
AX	45405340	4059625018897	355
AX	45405820	4011097983387	355
AX	45407000	4011097849454	355
AX	45407340	4059625019023	355
AX	45407820	4011097983400	355
AX	45410000	4011097849430	91
AX	45410340	4059625019801	91
AX	45410820	4011097989570	359
AX	45412000	4011097849423	92
AX	45412340	4059625019931	92
AX	45412820	4011097989532	358
AX	45416000	4011097849416	353
AX	45416340	4059625032626	353
AX	45416820	4011097983288	353
AX	45420000	4059625011980	490
AX	45420820	4059625011997	490
AX	45421000	4059625012116	490
AX	45440000	4059625012154	491
AX	45440820	4059625012147	491
AX	45442180	4059625037829	118
AX	45443180	4059625190234	118
AX	45444000	4011097849393	357
AX	45444340	4059625020067	357
AX	45444820	4011097983240	357
AX	45600000	4011097849386	360
AX	45600340	4059625016497	360
AX	45600820	4011097983035	360
AX	45605000	4011097849379	361
AX	45605340	4059625019153	361
AX	45605820	4011097983202	361
AX	45710180	4011097789309	80
AX	45711000	4011097788999	80
AX	45711140	4011097825090	80
AX	45711340	4011097825083	80
AX	45711670	4059625331767	80
AX	45711990	4011097825199	80
AX	45712000	4011097788982	80
AX	45712140	4011097824307	80
AX	45712340	4011097824291	80
AX	45712670	4059625331743	80
AX	45712990	4011097824406	80
AX	45713000	4011097788975	80
AX	45713140	4011097824154	80
AX	45713340	4011097824147	80

brand	Code no.	EAN	page
AX	45713670	4059625331712	80
AX	45713990	4011097824253	80
AX	45720000	4011097790022	88
AX	45720140	4059625087961	88
AX	45720340	4059625087954	88
AX	45720670	4059625331682	88
AX	45720990	4059625088067	88
AX	45721000	4011097788968	468
AX	45721140	4011097822693	468
AX	45721340	4011097822686	468
AX	45721820	4011097803326	468
AX	45721990	4011097822785	468
AX	45722000	4011097790039	460
AX	45722140	4059625088999	460
AX	45722340	4059625088982	460
AX	45722990	4059625089194	460
AX	45723000	4011097789910	88
AX	45723140	4011097822341	88
AX	45723340	4011097822334	88
AX	45723670	4059625331675	88
AX	45723820	4011097822372	88
AX	45723990	4011097822648	88
AX	45770180	4011097789903	81
AX	45771000	4011097789798	81
AX	45771140	4011097823348	81
AX	45771340	4011097823331	81
AX	45771670	4059625331644	81
AX	45771990	4011097823447	81
AX	45790000	4011097807980	81
46			
AX	46010000	4059625149034	108
AX	46011000	4059625149041	108
AX	46020000	4059625149379	108
AX	46021000	4059625149362	108
AX	46030000	4059625149355	108
AX	46031000	4059625149348	108
AX	46040000	4059625149331	110
AX	46041000	4059625149324	110
AX	46050000	4059625149317	109
AX	46051000	4059625149300	109
AX	46060000	4059625149294	109
AX	46061000	4059625149287	109
AX	46140000	4059625149270	118
AX	46141000	4059625149263	118
AX	46210000	4059625190227	111
AX	46211000	4059625190210	111
AX	46240000	4059625149256	118
AX	46241000	4059625149249	118
AX	46410000	4059625190081	115
AX	46411000	4059625190074	115
AX	46420000	4059625190067	111
AX	46421000	4059625190050	111
AX	46430000	4059625149232	112
AX	46431000	4059625149225	112
AX	46440000	4059625149218	114
AX	46441000	4059625149201	114
AX	46450000	4059625149195	111
AX	46451000	4059625149188	111
AX	46470000	4059625203958	113
AX	46520000	4059625149171	117
AX	46521000	4059625149164	117

Code Numbers (HG = hansgrohe, AX = AXOR)

brand	Code no.	EAN	page	brand	Code no.	EAN	page
AX	46650000	4059625189962	116	AX	47442000	4059625186183	143
AX	46651000	4059625189955	116	AX	47442140	4059625256398	143
AX	46700000	4059625149157	119	AX	47442340	4059625256381	143
AX	46701000	4059625149140	119	AX	47900000	4059625189023	145
AX	46710000	4059625149133	119	AX	47900600	4059625189030	145
AX	46711000	4059625149126	119	AX	47901000	4059625189047	145
AX	46720000	4059625149119	119	AX	47901600	4059625189054	145
AX	46721000	4059625189948	119	AX	47902000	4059625189061	145
AX	46730000	4059625149102	119	AX	47902600	4059625189221	145
AX	46731000	4059625149096	120	AX	47903000	4059625189214	145
AX	46740000	4059625189931	121	AX	47903140	4059625212936	145
AX	46741000	4059625189924	121	AX	47903340	4059625212929	145
AX	46750000	4059625149089	122	AX	47904000	4059625189207	145
AX	46751000	4059625149072	122	AX	47904140	4059625213087	145
AX	46760000	4059625149065	123	AX	47904340	4059625213070	145
AX	46761000	4059625149058	123	AX	47905000	4059625189191	145
AX	46770000	4059625189917	124	AX	47905140	4059625217139	145
AX	46771000	4059625189900	124	AX	47905340	4059625217122	145
47				AX	47906000	4059625189184	146
AX	47010000	4059625161401	138	AX	47907000	4059625189177	146
AX	47010600	4059625161555	138	AX	47908000	4059625189160	146
AX	47012000	4059625186190	138	AX	47909000	4059625189153	146
AX	47012140	4059625201862	138	AX	47910000	4059625189146	146
AX	47012340	4059625201855	138	AX	47911000	4059625189139	146
AX	47020000	4059625161388	138	AX	47913000	4059625189122	147
AX	47020600	4059625161531	138	AX	47914000	4059625189115	147
AX	47022000	4059625186121	138	AX	47915000	4059625189108	147
AX	47022140	4059625202609	138	AX	47916000	4059625189092	147
AX	47022340	4059625202197	138	AX	47917000	4059625189085	147
AX	47040000	4059625161364	141	AX	47918000	4059625189078	147
AX	47040600	4059625161517	141	AX	47921000	4059625306529	148
AX	47042000	4059625186114	141	AX	47922000	4059625306536	148
AX	47042140	4059625256244	141	AX	47923000	4059625306512	148
AX	47042340	4059625256237	141	AX	47924000	4059625306543	148
AX	47050000	4059625161340	140	AX	47925000	4059625306550	148
AX	47050600	4059625161494	140	AX	47926000	4059625306567	148
AX	47052000	4059625186138	140	48			
AX	47052140	4059625203989	140	AX	48000000	4059625329733	77
AX	47052340	4059625203972	140	AX	48000140	4059625371763	77
AX	47060000	4059625161326	139	AX	48000340	4059625369234	77
AX	47060600	4059625161470	139	AX	48000670	4059625366318	77
AX	47062000	4059625186145	139	AX	48000990	4059625369272	77
AX	47062140	4059625202050	139	AX	48001000	4059625329719	77
AX	47062340	4059625202043	139	AX	48001140	4059625371855	77
AX	47210000	4059625161302	142	AX	48001340	4059625369357	77
AX	47210600	4059625161456	142	AX	48001670	4059625329696	77
AX	47212000	4059625186152	142	AX	48001990	4059625369395	77
AX	47212140	4059625201664	142	AX	48002000	4059625329672	77
AX	47212340	4059625201657	142	AX	48002140	4059625371947	77
AX	47410000	4059625161296	144	AX	48002340	4059625369418	77
AX	47410600	4059625161449	144	AX	48002670	4059625329641	77
AX	47412000	4059625186169	144	AX	48002990	4059625369456	77
AX	47412140	4059625208878	144	AX	48010000	4059625331583	72
AX	47412340	4059625208861	144	AX	48010140	4059625370506	72
AX	47430000	4059625161289	144	AX	48010340	4059625370490	72
AX	47430600	4059625161432	144	AX	48010670	4059625331569	72
AX	47432000	4059625186176	144	AX	48010990	4059625370605	72
AX	47432140	4059625212509	144	AX	48020000	4059625331545	72
AX	47432340	4059625212196	144	AX	48020140	4059625370643	72
AX	47440000	4059625161272	143	AX	48020340	4059625369111	72
AX	47440600	4059625161425	143	AX	48020670	4059625331507	72

Code Numbers (HG = hansgrohe, AX = AXOR)

brand	Code no.	EAN	page
AX	48020990	4059625369159	72
AX	48030000	4059625331354	72
AX	48030140	4059625370735	72
AX	48030340	4059625369173	72
AX	48030670	4059625331316	72
AX	48030990	4059625369210	72
AX	48050000	4059625331262	75
AX	48050140	4059625370988	75
AX	48050340	4059625370971	75
AX	48050670	4059625331231	75
AX	48050990	4059625371183	75
AX	48060000	4059625331187	73
AX	48060140	4059625370834	73
AX	48060340	4059625370827	73
AX	48060670	4059625331149	73
AX	48060990	4059625370933	73
AX	48070000	4059625331095	74
AX	48070140	4059625371237	74
AX	48070340	4059625371220	74
AX	48070670	4059625331064	74
AX	48070990	4059625371336	74
AX	48112000	4059625331026	76
AX	48112140	4059625371374	76
AX	48112340	4059625369296	76
AX	48112670	4059625330999	76
AX	48112990	4059625369333	76
AX	48120000	4059625329511	78
AX	48120140	4059625372036	78
AX	48120340	4059625369487	78
AX	48120670	4059625329498	78
AX	48120990	4059625369524	78
AX	48210000	4059625330944	78
AX	48210140	4059625372135	78
AX	48210340	4059625372128	78
AX	48210670	4059625330920	78
AX	48210990	4059625372234	78
AX	48440000	4059625330913	79
AX	48440140	4059625372272	79
AX	48440340	4059625369548	79
AX	48440670	4059625330883	79
AX	48440990	4059625369586	79
AX	48490000	4059625330722	84
AX	48490140	4059625364055	84
AX	48490340	4059625364048	84
AX	48490670	4059625330708	84
AX	48490990	4059625364154	84
AX	48491000	4059625330685	85
AX	48491140	4059625364208	85
AX	48491340	4059625364192	85
AX	48491670	4059625330678	85
AX	48491990	4059625364307	85
AX	48492000	4059625330661	85
AX	48492140	4059625364451	85
AX	48492340	4059625368879	85
AX	48492670	4059625330647	85
AX	48492990	4059625368916	85
AX	48493000	4059625330623	86
AX	48493140	4059625369630	86
AX	48493340	4059625369623	86
AX	48493670	4059625330616	86
AX	48493990	4059625369739	86

brand	Code no.	EAN	page
AX	48494000	4059625322680	86
AX	48494140	4059625369777	86
AX	48494340	4059625368930	86
AX	48494670	4059625330593	86
AX	48494990	4059625368978	86
AX	48495000	4059625330579	87
AX	48495140	4059625369876	87
AX	48495340	4059625369869	87
AX	48495670	4059625330562	87
AX	48495990	4059625369975	87
AX	48496000	4059625330555	86
AX	48496140	4059625370025	86
AX	48496340	4059625370018	86
AX	48496670	4059625330531	86
AX	48496990	4059625370124	86
AX	48651000	4059625330456	87
AX	48651140	4059625364352	87
AX	48651340	4059625368817	87
AX	48651670	4059625330432	87
AX	48651990	4059625368855	87
AX	48790000	4059625330371	82
AX	48790140	4059625370162	82
AX	48790340	4059625368992	82
AX	48790670	4059625330357	82
AX	48790990	4059625369036	82
AX	48791000	4059625330333	83
AX	48791140	4059625370254	83
AX	48791340	4059625369050	83
AX	48791670	4059625330326	83
AX	48791990	4059625369098	83
AX	48792000	4059625330319	84
AX	48792140	4059625370353	84
AX	48792340	4059625370346	84
AX	48792670	4059625328897	84
AX	48792990	4059625370452	84
AX	48798180	4059625329368	82
51			
AX	51300000	4059625077788	633
AX	51300140	4059625172971	633
AX	51300340	4059625173039	633
AX	51300820	4059625130049	633
AX	51300990	4059625173077	633
AX	51301000	4059625032244	311
AX	51301140	4059625171356	634
AX	51301340	4059625171349	634
AX	51301820	4059625173480	634
AX	51301990	4059625171738	634
AX	51302000	4059625032237	633
AX	51303000	4059625077795	634
AX	51303820	4059625147863	634
AX	51304000	4059625077801	634
AX	51304820	4059625147887	634
AX	51305000	4059625077818	93
AX	51305140	4059625171912	93
AX	51305340	4059625171905	93
AX	51305670	4059625339817	93
AX	51305820	4059625147900	635
AX	51305990	4059625171998	93
AX	51306000	4059625077689	94
AX	51306140	4059625204818	94
AX	51306340	4059625330135	94

Code Numbers (HG = hansgrohe, AX = AXOR)

brand	Code no.	EAN	page
AX	51306670	4059625339824	94
AX	51306820	4059625204849	635
AX	51306990	4059625204900	94
AX	51307000	4059625079263	635
AX	51307140	4059625204955	635
AX	51307340	4059625330159	635
AX	51307820	4059625147924	635
AX	51307990	4059625205020	635
AX	51308000	4059625077696	636
AX	51309000	4059625077719	636
AX	51310000	4059625077726	637
AX	51312000	4059625077702	636
58			
AX	58307000	4059625077559	629
AX	58307140	4059625205457	629
AX	58307340	4059625205440	629
AX	58307670	4059625386613	629
AX	58307820	4059625205488	629
AX	58307990	4059625205556	629
AX	58308000	4059625032299	168
AX	58316000	4059625077474	632
AX	58316140	4059625206058	632
AX	58316340	4059625206034	632
AX	58316670	4059625389522	632
AX	58316820	4059625147986	632
AX	58316990	4059625206218	632
AX	58317000	4059625389539	629
AX	58317670	4059625389621	629
AX	58318000	4059625385258	633
AX	58318670	4059625389508	633
92			
AX	92726000	4011097788111	532
AX	92990000	4059625032206	124
93			
AX	93171000	4059625032374	112
AX	93307000	4059625163368	494
AX	93308000	4059625163375	494
AX	93309000	4059625163382	494
AX	93310000	4059625163399	494
AX	93311000	4059625164303	494
AX	93312000	4059625164310	494
HG	93500000	4059625222478	604
HG	93571610	4059625142684	506
HG	93572610	4059625142691	506
HG	93573610	4059625142714	506
HG	93574610	4059625142721	506
HG	93575610	4059625142738	506
HG	93576610	4059625142745	506
HG	93577610	4059625142752	506
HG	93578610	4059625142769	506
HG	93579610	4059625142776	506
AX	93663000	4059625261323	494
96			
HG	96186000	4011097161754	175
AX	96259000	4011097422640	110
AX	96383000	4011097350707	110
AX	96397000	4011097369570	464
AX	96441000	4011097432717	79
AX	96660000	4011097404745	195

brand	Code no.	EAN	page
97			
AX	97686000	4011097502779	79
HG	97759000	4011097517490	604
98			
AX	98860000	4011097571065	289





AXOR One

Basin	72
Bidet	78
Bath	79
Thermostatic module	80
Valve	81
Showerpipe	82
Shower sets	83
Overhead showers	84
Hand showers	87
Porter	88
AXOR Complementary products in Matt Black	89



AXOR ONE

The essence of simplicity

A bathroom collection so elegant, elemental and pure, it could be realized only through radical innovation. Whether at the wash basin, bathtub or shower, familiar archetypes have been reinvented for greater clarity, enhanced function and superior control. Timeless by design, and available in Chrome, Matt Black and an array of exclusive AXOR FinishPlus surfaces, AXOR One brings exquisite beauty to any bathroom.

Design: Barber Osgerby

“AXOR ONE PROVOKES
THE MEMORY OF WATER
BUT HERALDS A NEW WAY
OF CONTROLLING IT THAT
IS MUCH MORE PRECISE
AND INCREDIBLY REFINED.”

Edward Barber and Jay Osgerby

CHARACTERISTIC DESIGN FEATURE:

Minimalist design: A familiar archetype with new, innovative interaction.

THE DESIGNER'S IDEA:

Challenging the archetype through the pursuit of art and science, invention and interaction.

SPECIAL COLLECTION HIGHLIGHTS:

- / Holistic design language of slender silhouettes, flat surfaces, soft corners and balanced **proportions**
- / Using Select technology: The mechanical faucet handles enable precise, water-saving on/off and temperature control
- / A collection of elegant archetypes for the wash basin, bathtub and shower
- / The action is effortless, intuitive and ultra-precise, and this same inventive design thinking characterizes the entire collection
- / Maximum **individualization:** The exclusive lacquered surface finish Matt Black

Learn more about AXOR One:

axor-design.com

The Essence of Simplicity with new Interaction

A collection of elegant archetypes for the wash basin, bathtub and shower, AXOR One is unified by a holistic design language of slender silhouettes, flat surfaces, soft corners and balanced proportions. The iconic mixers feature a gentle taper to their curved spouts, a subtle detail that signals exceptional quality of design and manufacturing. Utilizing Select technology, the mechanical mixer handles enable precise, water-saving on/off and temperate control. Positioning the cartridge underneath the wash basin makes the exceptionally slim silhouette possible. At the same time, it allows for fast and easy installation as well as easy service and maintenance: Only the waterpipe needs to be removed, while the cartridge can be easily released thanks to a bayonet clasp.

FAMILIAR ARCHETYPE

With its archetypal round arch, the product looks familiar but is enhanced through innovation

GENTLE TAPERED SPOUT

A subtle detail that signals both precision and exceptional quality of design and manufacturing

BAYONET CLASP

Easy and fast installation of cartridge underneath the wash basin

MATT BLACK

New lacquered surface finish Matt Black, exclusively available for AXOR One

MINIMALIST DESIGN

Reduced to the minimum, the product is simple in form and function

SELECT TECHNOLOGY WITH COOLSTART FUNCTION

The mechanical Select handle enables effortless, intuitive and ultra-precise control and includes a preset CoolStart function

WATERPIPE CONNECTION

Ensures water flow from cartridge to mixer above the wash basin



ON/OFF:

Press down on its all-in-one controller - the Select handle - to start or stop the water.



TEMPERATURE CONTROL:

Swivel clockwise to increase the temperature. The handle includes a preset CoolStart function, an environmentally friendly technology that helps conserve resources.



NEW INTERPRETATION OF A 3-HOLE BASIN MIXER
The soft designed handles are very gentle to the touch.
By pushing the right handle, with its integrated
Select technology, you can start and stop the water
flow. By turning the right handle, you can change
the temperature. By turning the left handle, you
can adjust the water flow. This control logic allows
for pre-settings for temperature and volume.



The minimalist design story continues with the wash basin mixers with lever handle.
The new M25XS cartridge allows for a new flat handle design. The integrated aerator
and the slightly tapered spout emphasizes the quality of design and manufacturing.



Monolithic design for the shower

The AXOR One overhead showers and hand showers feature **monolithic** forms and an innovative organization of Rain and PowderRain spray types, reflected in the distinctive graphic language of the showerhead's spray disc. The AXOR One showerpipe is the perfect all-in-one combination of overhead shower, hand shower, wall bar and wall outlet. The showerpipe and shower set offer a clean appearance thanks to their integrated wall outlet. The entire collection can be personalized in Matt Black or an exclusive AXOR FinishPlus surface.





The AXOR One thermostat module combines all functions in a single control element for intuitive control of all consumers. Based on the user-friendly Select technology, operated by pressing instead of turning. The Select paddles have mechanical controls, offering high precision.

TEMPERATURE REGULATION:

- / Precisely controllable with the large, cylindrical knob
- / Safety lock limits temperature to 40°C
- / Adjustable maximum temperature



OUTLET CONTROL:

- / Large Select paddles turn the water on and off easily
- / Complete control with finger, hand or even elbow operation
- / Up to three functions can be activated - separately or at the same time
- / A porter can be added

VOLUME CONTROL:

- / For economical water consumption
- / Volume control reduces water flow continuously by up to 50% - depending on flow volume and installation configuration

OPERATION:

- / Large symbols on the paddles indicate clearly which outlet is being used
- / The paddle icons can be applied easily after installation

The floor-standing bathtub faucet catches the eye with a sleek, archetypal form, distinguished by a high parabolic spout. Accompanied by the hand shower 75 1jet, the faucet balances a radically reduced aesthetic with exceptional functionality. A diverter elegantly integrated into the spout allows for easy switching of water flow to the hand shower.



Due to its minimalist appearance, the floor-standing AXOR Uno bath spout (# 38412, -000, -670, -xxx) is a perfect match with the AXOR One collection.

For matching products please refer to the AXOR Program chapters



AXOR Showers

P.402



AXOR Accessories

P.520



AXOR Electronic

P.568

Basin mixers Select

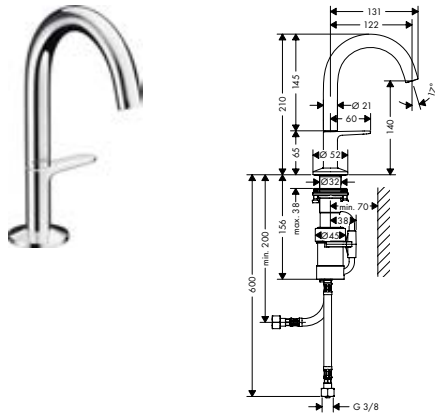
Features of all variants

/ consists of: Basin mixer, waste set
 / spray type: Normal spray
 / maximum flow rate at 3 bar: 5 l/min
 / Select cartridge with temperature control

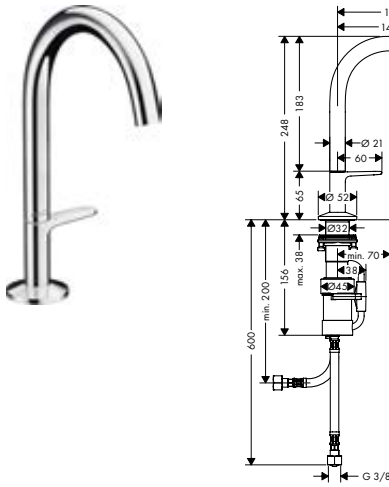
/ temperature limitation adjustable
 / suitable for continuous flow water heaters
 / push-open waste set G 1 1/4
 / material waste set: metal

/ connection type: G 3/8 connections
 / connection dimension: DN15
 / cold water in middle position

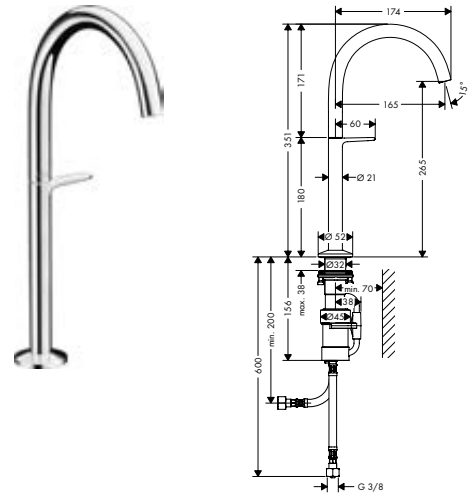
140



170



260



Sustainability



Technologies



Overview variants

ComfortZone	projection (mm)	spout height (mm)	for wash bowls	finish	code no.
140	122	140	-	Chrome	48010000
				Brushed Bronze	48010140
				Brushed Black Chrome	48010340
				Matt Black	48010670
				Polished Gold Optic	48010990
				AXOR FinishPlus*	48010XXX
170	140	170	-	Chrome	48020000
				Brushed Bronze	48020140
				Brushed Black Chrome	48020340
				Matt Black	48020670
				Polished Gold Optic	48020990
				AXOR FinishPlus*	48020XXX
260	165	265	■	Chrome	48030000
				Brushed Bronze	48030140
				Brushed Black Chrome	48030340
				Matt Black	48030670
				Polished Gold Optic	48030990
				AXOR FinishPlus*	48030XXX

Measurements within scale drawings are in mm.

Technical specifications and units of measure are subject to change.

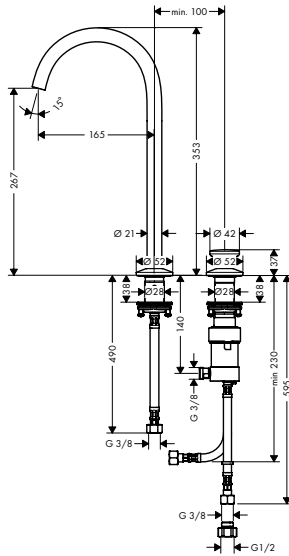
2-hole basin mixer Select 260 with push-open waste set

Features

/ consists of: 2-hole basin mixer, waste set
 / ComfortZone 260
 / projection: 165 mm
 / spout height: 267 mm
 / swivel range 120°
 / spray type: Normal spray







/ maximum flow rate at 3 bar: 5 l/min
 / Select cartridge with temperature control
 / temperature limitation adjustable
 / suitable for continuous flow water heaters
 / push-open waste set G 1 1/4
 / material waste set: metal

/ connection type: G 3/8 connections
 / flexible arrangement of control unit and spout possible
 / the control unit needs approx. 20 cm space underneath the top



Technologies



finish	code no.
 Chrome	48060000
 Brushed Bronze	48060140
 Brushed Black Chrome	48060340
 Matt Black	48060670
 Polished Gold Optic	48060990
 AXOR FinishPlus*	48060XXX

Optional parts:



Hose extension set for 2-hole basin mixer

code no.

38960000

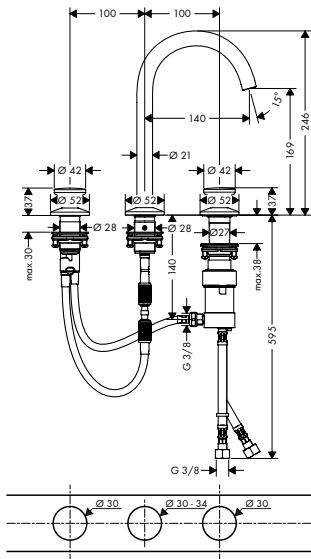
3-hole basin mixer Select 170 with push-open waste set

Features

- / consists of: 3-hole basin mixer, waste set
- / ComfortZone 170
- / projection: 140 mm
- / spout height: 169 mm
- / spray type: Normal spray

- / maximum flow rate at 3 bar: 5 l/min
- / right handle: Select cartridge with temperature control
- / left handle: volume control
- / temperature limitation adjustable

- / suitable for continuous flow water heaters
- / push-open waste set G 1 1/4
- / material waste set: metal
- / connection type: G 3/8 connections
- / connection dimension: DN15



Technologies



finish	code no.
● Chrome	48070000
● Brushed Bronze	48070140
● Brushed Black Chrome	48070340
● Matt Black	48070670
● Polished Gold Optic	48070990
● AXOR FinishPlus*	48070XXX

Optional parts: code no.

 Hose extension set for 3-hole basin mixer	38959000
--	----------

3-hole basin mixer 170 with push-open waste set

Features

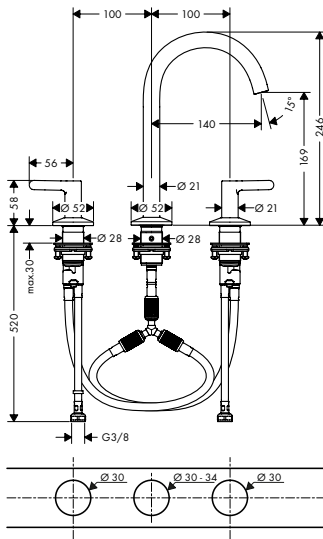
/ consists of: 3-hole basin mixer, waste set
 / ComfortZone 170
 / projection: 140 mm
 / spout height: 169 mm
 / swivel range 120°

/ spray type: Normal spray
 / maximum flow rate at 3 bar: 5 l/min
 / ceramic valves hot/ cold 90°
 / suitable for continuous flow water heaters
 / push-open waste set G 1¼

/ material waste set: metal
 / connection type: G ¾ connections
 / connection dimension: DN15



Technologies



finish	code no.
Chrome	48050000
Brushed Bronze	48050140
Brushed Black Chrome	48050340
Matt Black	48050670
Polished Gold Optic	48050990
AXOR FinishPlus*	48050XXX

Optional parts:



Hose extension set for 3-hole basin mixer

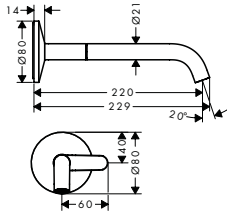
code no.

38959000

Basin mixer for concealed installation wall-mounted Select with spout 220 mm

Features

- / consists of: basin mixer for concealed installation wall-mounted, waste set
- / projection: 220 mm
- / spray type: Normal spray
- / maximum flow rate at 3 bar: 5 l/min
- / Select cartridge with temperature control
- / suitable for continuous flow water heaters
- / non-closing waste set
- / connection type: basic set
- / connection dimension: DN15



Technologies



finish	code no.
Chrome	48112000
Brushed Bronze	48112140
Brushed Black Chrome	48112340
Matt Black	48112670
Polished Gold Optic	48112990
AXOR FinishPlus*	48112XXX

Required parts:



Basic set for basin mixer for concealed installation wall-mounted Select

code no.

13625180

Optional parts:



Escutcheon 90 mm

finish	code no.
Chrome	13611000
Matt Black	13611670
AXOR FinishPlus*	13611XXX

finish	code no.
Chrome	13610000
Matt Black	13610670
AXOR FinishPlus*	13610XXX



Extension element

Single lever basin mixers

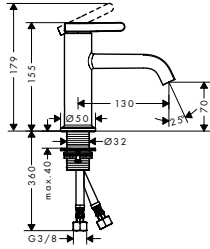
Features of all variants

/ consists of: single lever basin mixer, waste set
 / spray type: Normal spray
 / maximum flow rate at 3 bar: 5 l/min

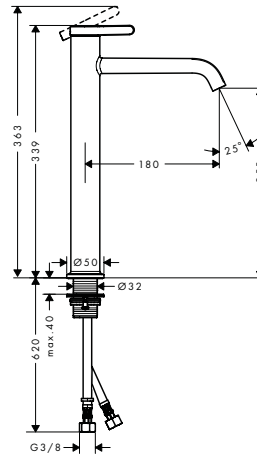
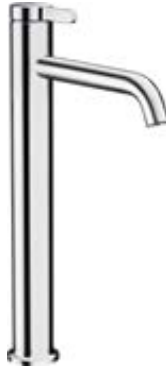
/ ceramic cartridge
 / temperature limitation adjustable
 / suitable for continuous flow water heaters

/ material waste set: metal
 / connection type: G 3/8 connections
 / connection dimension: DN15

70



260



Technologies



Overview variants

ComfortZone	projection (mm)	spout height (mm)	waste set	for wash bowls	finish	code no.
70	130	70	pop-up	-	Chrome	48000000
					Brushed Bronze	48000140
					Brushed Black Chrome	48000340
					Matt Black	48000670
					Polished Gold Optic	48000990
					AXOR FinishPlus*	48000XXX
70	130	70	non-closing	-	Chrome	48001000
					Brushed Bronze	48001140
					Brushed Black Chrome	48001340
					Matt Black	48001670
					Polished Gold Optic	48001990
					AXOR FinishPlus*	48001XXX
260	180	255	non-closing	■	Chrome	48002000
					Brushed Bronze	48002140
					Brushed Black Chrome	48002340
					Matt Black	48002670
					Polished Gold Optic	48002990
					AXOR FinishPlus*	48002XXX

* AXOR FinishPlus: For further AXOR FinishPlus surfaces please see the AXOR FinishPlus overview on page 24.

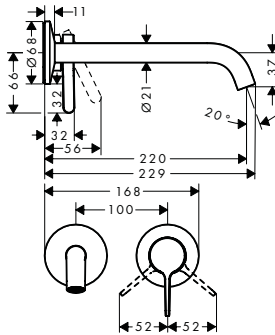
Single lever basin mixer for concealed installation wall-mounted with lever handle and spout 220 mm

Features

/ consists of: single lever basin mixer, waste set
 / projection: 220 mm
 / spray type: Normal spray
 / maximum flow rate at 3 bar: 5 l/min

/ ceramic cartridge
 / temperature limitation adjustable
 / suitable for continuous flow water heaters
 / non-closing waste set

/ connection type: basic set
 / connection dimension: DN15
 / handle can be positioned on the right or left, depending on the basic set installation



Technologies



finish	code no.
Chrome	48120000
Brushed Bronze	48120140
Brushed Black Chrome	48120340
Matt Black	48120670
Polished Gold Optic	48120990
AXOR FinishPlus*	48120XXX

Required parts:



Basic set for single lever basin mixer for concealed installation wall-mounted

code no.
13623180

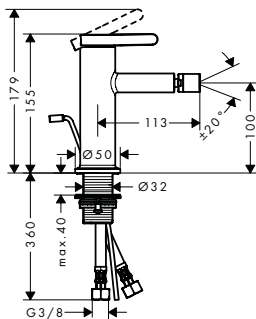
Single lever bidet mixer with pop-up waste set

Features

/ consists of: single lever bidet mixer, waste set
 / projection 113 mm
 / spout height: 100 mm
 / aerator with ball pivot
 / spray type: Normal spray

/ maximum flow rate at 3 bar: 5 l/min
 / ceramic cartridge
 / temperature limitation adjustable
 / suitable for continuous flow water heaters
 / pop-up waste set G 1 1/4

/ material waste set: metal
 / connection type: G 3/8 connections
 / connection dimension: DN15



Technologies



finish	code no.
Chrome	48210000
Brushed Bronze	48210140
Brushed Black Chrome	48210340
Matt Black	48210670
Polished Gold Optic	48210990
AXOR FinishPlus*	48210XXX

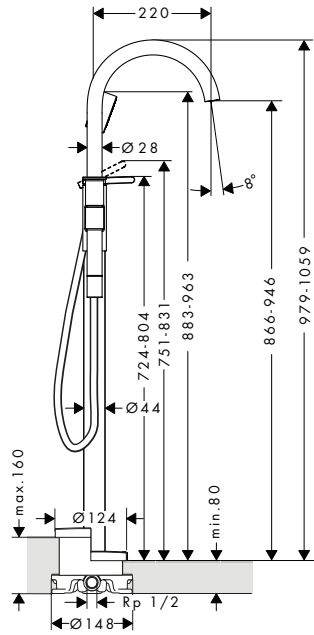
Single lever bath mixer floor-standing

Features

/ consists of: single lever bath mixer floor standing,
hand shower, shower hose, shower holder
/ 2 functions
/ projection: 220 mm
/ spray type mixer: Normal spray
/ spray type hand shower: PowderRain

/ maximum flow rate at 3 bar: 21,5 l/min
/ flow rate for bath spout at 3 bar: 21,5 l/min
/ flow rate of hand shower at 3 bar: 8 l/min
/ ceramic cartridge
/ temperature limitation adjustable
/ diverter with automatic resetting

/ non-return valve
/ connection dimension: DN15
/ connection type: basic set
/ min. operating pressure: 1 bar
/ max. operating pressure: 10 bar



Technologies



finish	code no.
Chrome	48440000
Brushed Bronze	48440140
Brushed Black Chrome	48440340
Matt Black	48440670
Polished Gold Optic	48440990
AXOR FinishPlus*	48440XXX

Required parts:



Basic set for mixers floor-standing

code no.

10452180

Optional parts:



Sealing foil for basic set bath mixer floor-standing

code no.

96441000



Extension 60 mm for pipe

code no.

97686000

Thermostatic modules for concealed installation

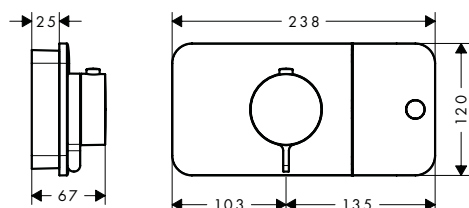
Features of all variants

/ thermostat cartridge, Start/stop valve to operate the functions
 / Eco-Function: flow rate regulation via lever handle
 / depending on volume flow and installation situation approx. 50% flow rate reduction

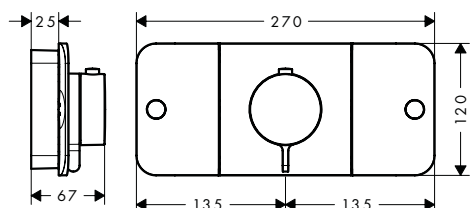
/ comfortable turning on / off of consumers with large Select-paddle
 / flow rate per outlet: 24 l/min
 / min. operating pressure: 1 bar
 / max. operating pressure: 5 bar
 / safety stop at 40 °C

/ temperature limitation adjustable
 / the thermostat offers the possibility for thermal disinfection
 / non-return valve
 / connection type: basic set

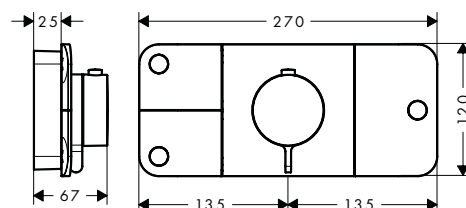
1 function



2 functions



3 functions



Technologies



Overview variants

number of functions	max. flow rate at 3 bar (l/min)	finish	code no.
1 function	24	Chrome	45711000
		Brushed Bronze	45711140
		Brushed Black Chrome	45711340
		Matt Black	45711670
		Polished Gold Optic	45711990
		AXOR FinishPlus*	45711XXX
		2 functions	30
Brushed Bronze	45712140		
Brushed Black Chrome	45712340		
Matt Black	45712670		
Polished Gold Optic	45712990		
AXOR FinishPlus*	45712XXX		
3 functions	30	Chrome	
		Brushed Bronze	45713140
		Brushed Black Chrome	45713340
		Matt Black	45713670
		Polished Gold Optic	45713990
		AXOR FinishPlus*	45713XXX

Required parts:



Basic set for thermostatic module for concealed installation

code no.

45710180

For more information on this product, see the next page.

Measurements within scale drawings are in mm.

Technical specifications and units of measure are subject to change.

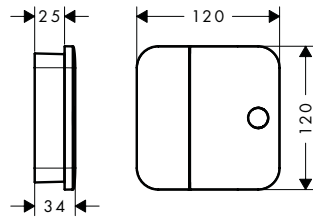
Thermostatic modules for concealed installation

Optional parts:

code no.

Extension set 25 mm
for basic set thermostatic module

45790000

Shut-off valve for concealed installation**Features**/ comfortable turning on / off of consumers with
large Select-paddle/ connection type: basic set
/ 1 function/ connection dimension: DN15
/ material: metal**Technologies**

finish	code no.
Chrome	45771000
Brushed Bronze	45771140
Brushed Black Chrome	45771340
Matt Black	45771670
Polished Gold Optic	45771990
AXOR FinishPlus*	45771XXX

Required parts:

code no.

Basic set for shut-off valve for concealed
installation

45770180

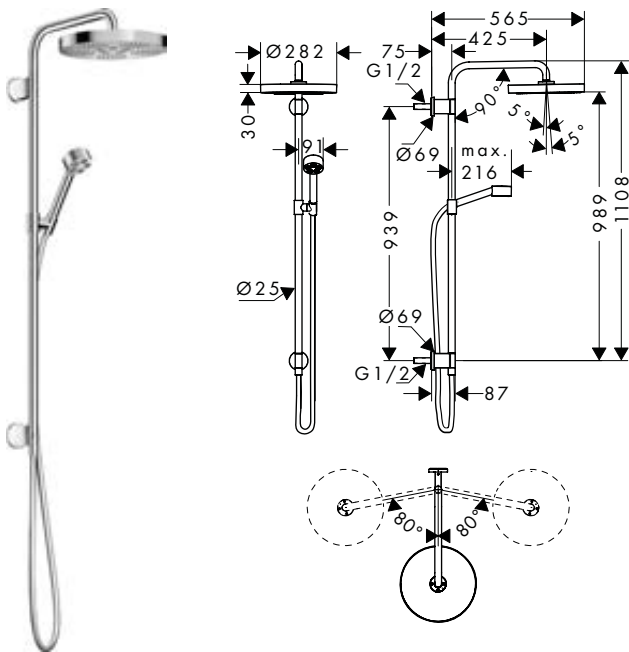
Showerpipe 280 1jet for concealed installation

Features

/ consists of: overhead shower, hand shower, wall connector, shower hose, hand shower holder, shower bar
 / overhead shower AXOR One 280 1jet
 / shower head size overhead shower: 280 mm
 / spray type overhead shower: PowderRain and Rain in combination

/ ball-joint: overhead shower angle adjustable
 / shower holder inclination angle can be adjusted continuously
 / requires a mixer for 2 functions
 / maximum flow rate at 3 bar: 12,7 l/min
 / spray type hand shower: PowderRain
 / flow rate of hand shower at 3 bar: 8,3 l/min

/ minimum flow pressure: 2 bar
 / max. operating pressure: 10 bar
 / mounting type: concealed
 / shower bar diameter: 25 mm
 / height-adjustable hand shower holder
 / swivelling shower arm
 / connection dimension: DN15



Technologies



Spray types



finish	code no.
Chrome	48790000
Brushed Bronze	48790140
Brushed Black Chrome	48790340
Matt Black	48790670
Polished Gold Optic	48790990
AXOR FinishPlus*	48790XXX

Required parts:

	code no.
Basic set for showerpipe	48798180

Optional parts:

	finish	code no.
Thermostatic module for concealed installation for 2 functions	Chrome	45712000
	Brushed Bronze	45712140
	Brushed Black Chrome	45712340
	Matt Black	45712670
	Polished Gold Optic	45712990
	AXOR FinishPlus*	45712XXX

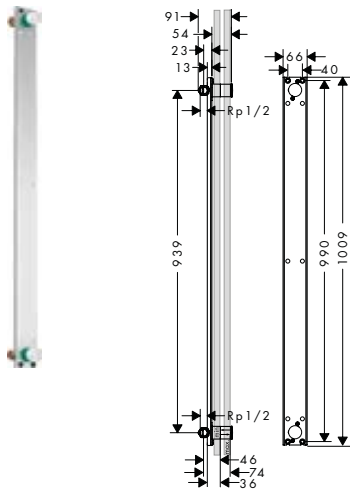
Basic set for Showerpipe

Features

/ suitable for AXOR One Showerpipe 48790XXX

/ connection dimension: G 1/2

/ sound-decoupled installation



code no.

48798180

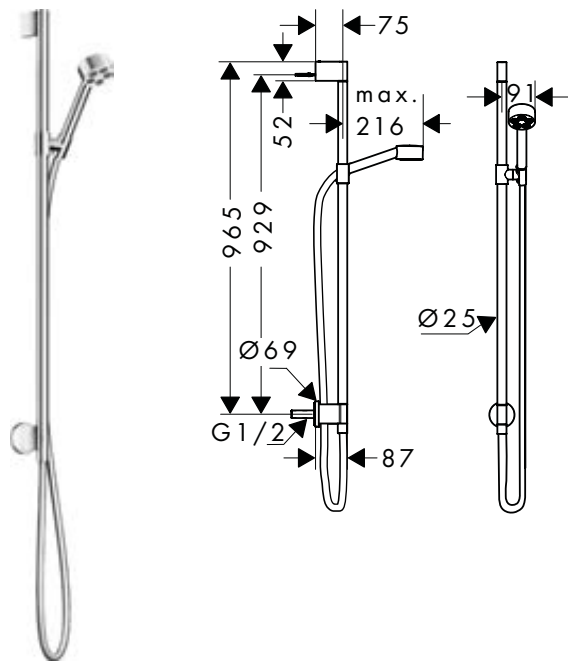
Shower set 75 1jet EcoSmart with wall connection

Features

/ consists of: hand shower, shower hose, slider, wall connector
 / shower head size: 73 mm
 / spray type: PowderRain
 / maximum flow rate at 3 bar: 9,1 l/min
 / minimum flow pressure: 0,8 bar

/ operating pressure: min. 0.15 MPa/max. 0.6 MPa
 / shower hose with conical nut on both ends
 / pivot connector prevents hose from tangling
 / wall mounting: screw fastening
 / wall supports of metal
 / metal hand shower holder

/ pipe length: 965 mm
 / shower bar diameter: 25 mm
 / profile pipe: round
 / drilling distance 929 mm



Sustainability



Technologies



Spray types



finish	code no.
Chrome	48791000
Brushed Bronze	48791140
Brushed Black Chrome	48791340
Matt Black	48791670
Polished Gold Optic	48791990
AXOR FinishPlus*	48791XXX

* AXOR FinishPlus: For further AXOR FinishPlus surfaces please see the AXOR FinishPlus overview on page 24.

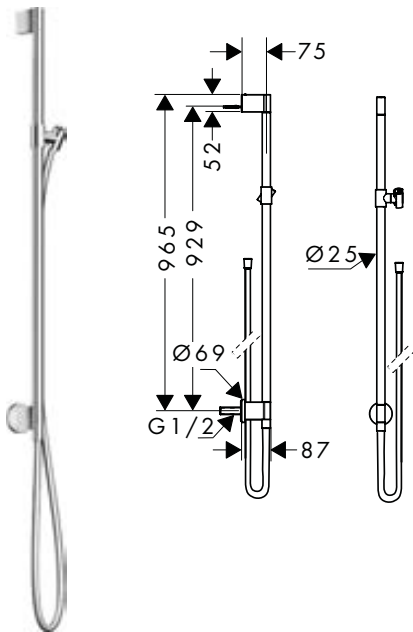
Shower bar with wall connection and shower hose 1.60 m

Features

- / consists of: shower bar, slider, wall connector, shower hose
- / pivot connector prevents hose from tangling
- / hose nut: for shower hoses with a conical nut

- / pipe length: 965 mm
- / shower bar diameter: 25 mm
- / profile pipe: round
- / metal hand shower holder

- / slider steplessly adjustable
- / wall supports of metal



finish	code no.
Chrome	48792000
Brushed Bronze	48792140
Brushed Black Chrome	48792340
Matt Black	48792670
Polished Gold Optic	48792990
AXOR FinishPlus*	48792XXX

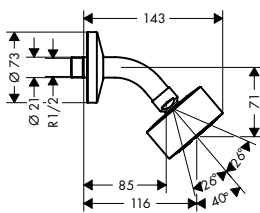
Overhead shower 75 1jet EcoSmart with shower arm

Features

- / consists of: overhead shower, shower arm
- / shower head size: 73 mm
- / spray type: PowderRain
- / projection 116 mm
- / ball-joint: overhead shower angle adjustable
- / material spray disc: metal

- / shower arm length 85 mm
- / maximum flow rate at 3 bar: 8,7 l/min
- / flow rate PowderRain spray (at 3 bar): 8,7 l/min
- / function from: 6,3 l/min
- / minimum flow pressure: 1 bar
- / overhead shower removable for cleaning

- / installation: wall
- / connection thread G 1/2
- / connection dimension: DN15
- / suitable for continuous flow water heaters



Sustainability



Technologies



Spray types



finish	code no.
Chrome	48490000
Brushed Bronze	48490140
Brushed Black Chrome	48490340
Matt Black	48490670
Polished Gold Optic	48490990
AXOR FinishPlus*	48490XXX

Overhead shower 2jet, 1jet with shower arm

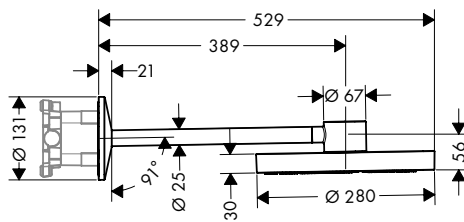
Features of all variants

/ consists of: overhead shower, shower arm
 / shower head size: 280 mm
 / material spray disc: metal

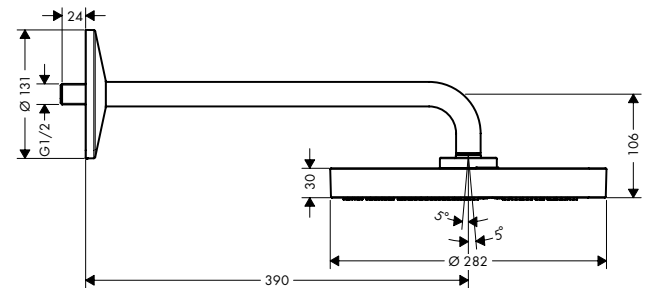
/ overhead shower removable for cleaning
 / installation: wall
 / connection dimension: DN15

/ suitable for continuous flow water heaters

2 spray types



1 spray type



Technologies



Spray types



Overview variants

number of sprays	spray types	max. flow rate at 3 bar (l/min)	min. flow pressure (bar)	length shower arm (mm)	finish	code no.
2	PowderRain, Rain	12	1.5	389	Chrome	48492000
					Brushed Bronze	48492140
					Brushed Black Chrome	48492340
					Matt Black	48492670
					Polished Gold Optic	48492990
					AXOR FinishPlus*	48492XXX
1	PowderRain and Rain in combination	12.3	1.2	390	Chrome	48491000
					Brushed Bronze	48491140
					Brushed Black Chrome	48491340
					Matt Black	48491670
					Polished Gold Optic	48491990
					AXOR FinishPlus*	48491XXX

Required parts:

For

code no.



Basic set for overhead shower with shower arm

48492XXX

35361180

Overhead showers 2jet, 1jet with ceiling connector

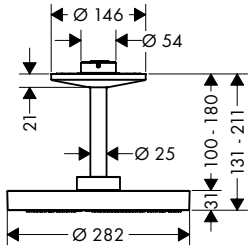
Features of all variants

/ consists of: overhead shower, ceiling connector
 / shower head size: 280 mm
 / material spray disc: metal

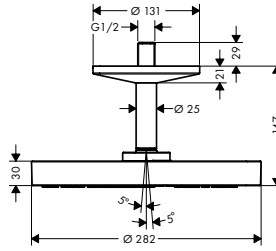
/ brass ceiling connector
 / overhead shower removable for cleaning
 / installation: ceiling

/ connection dimension: DN15
 / suitable for continuous flow water heaters

2 spray types



1 spray type



Technologies



Spray types



Overview variants

number of sprays	spray types	max. flow rate at 3 bar (l/min)	min. flow pressure (bar)	length ceiling connector	finish	code no.
2	PowderRain, Rain	12.5	1.5	180	Chrome	48494000
					Brushed Bronze	48494140
					Brushed Black Chrome	48494340
					Matt Black	48494670
					Polished Gold Optic	48494990
					AXOR FinishPlus*	48494XXX
					1	PowderRain and Rain in combination
Brushed Bronze	48493140					
Brushed Black Chrome	48493340					
Matt Black	48493670					
Polished Gold Optic	48493990					
AXOR FinishPlus*	48493XXX					

Required parts: For code no.

	Basic set for overhead shower with ceiling connector	48494XXX	26434180
--	--	----------	----------

Optional parts: For finish code no.







	Ceiling connector 300 mm for overhead shower 280 2jet	48494XXX	<ul style="list-style-type: none"> Chrome 48496000 Brushed Bronze 48496140 Brushed Black Chrome 48496340 Matt Black 48496670 Polished Gold Optic 48496990 AXOR FinishPlus* 48496XXX
--	---	----------	---

For more information on this product, see the next page.

Measurements within scale drawings are in mm.

Technical specifications and units of measure are subject to change.

Overhead showers 2jet, 1jet with ceiling connector

Optional parts:	For	finish	code no.
T Ceiling connector 300 mm for overhead shower 280 1jet	48493XXX	 Chrome	48495000
		 Brushed Bronze	48495140
		 Brushed Black Chrome	48495340
		 Matt Black	48495670
		 Polished Gold Optic	48495990
		 AXOR FinishPlus*	48495XXX

Hand shower 75 1jet EcoSmart

Features

/ shower head size: 73 mm

/ spray type: PowderRain

/ maximum flow rate at 3 bar: 9,1 l/min

/ minimum flow pressure: 0,8 bar

/ material: metal

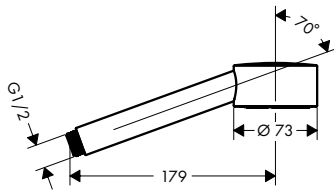
/ with internal water conduction

/ rinseable screen seal

/ connection thread G 1/2

/ connection dimension: DN15

/ suitable for continuous flow water heaters



Sustainability









Technologies



Spray types



finish	code no.
 Chrome	48651000
 Brushed Bronze	48651140
 Brushed Black Chrome	48651340
 Matt Black	48651670
 Polished Gold Optic	48651990
 AXOR FinishPlus*	48651XXX

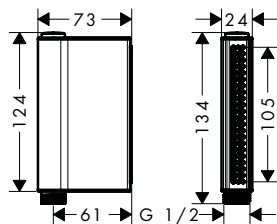
Hand shower 2jet

Features

/ shower head size: 124 x 24 mm
 / spray type: Rain, flood spray
 / convenient spray selection via Select button
 / maximum flow rate at 3 bar: 12 l/min
 / flow rate Mono spray (at 3 bar): 12 l/min

/ flow rate Rain spray (at 3 bar): 12 l/min
 / minimum flow pressure: 2,4 bar
 / with internal water conduction
 / rinseable screen seal
 / connection thread G 1/2

/ connection dimension: DN15
 / suitable for continuous flow water heaters
 / not recommended for rim-/ tile-mounted mixers



Technologies



Spray types



finish	code no.
Chrome	45720000
Brushed Bronze	45720140
Brushed Black Chrome	45720340
Matt Black	45720670
Polished Gold Optic	45720990
AXOR FinishPlus*	45720XXX

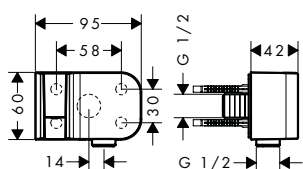
Porter unit

Features

/ for hoses with cylindrical nuts
 / integrated support function

/ metal
 / non-return valve

/ connection type: G 1/2



finish	code no.
Chrome	45723000
Brushed Bronze	45723140
Brushed Black Chrome	45723340
Matt Black	45723670
Brushed Nickel	45723820
Polished Gold Optic	45723990
AXOR FinishPlus*	45723XXX

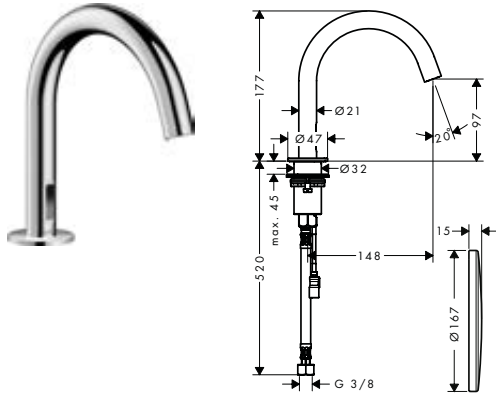
Electronic basin mixer with temperature pre-adjustment with mains connection 230 V

Features

- / ComfortZone 100
- / projection 148 mm
- / spray type: Normal spray
- / maximum flow rate at 3 bar: 3,5 l/min
- / temperature adjustable via basic set
- / suitable for continuous flow water heaters
- / infrared sensor technology

- / automatic environmental adjustment of infrared sensor
- / adjustable optical range of infrared sensor (2 settings)
- / 230 V / 50 Hz mains connection
- / running time: 10 s
- / hygiene rinse activatable (automatic water flow)
- / frequency of hygiene rinse: 24 h

- / flushing time hygiene rinse: 10 s
- / permanent rinse activatable (single water flow for 180 seconds, suitable for thermal disinfection)
- / cleaning mode: manual water stop for washbasin cleaning
- / connection dimension: DN15
- / dirt filters in the connection hoses



Sustainability



Technologies



finish	code no.
Chrome	38010000
Matt Black	38010670
AXOR FinishPlus*	38010XXX

i This product is not available in the AXOR FinishPlus surfaces Red Gold and Black Chrome.

Required parts:

	code no.
Basic set for electronic basin mixer	16182180

*AXOR FinishPlus: For further AXOR FinishPlus surfaces please see the AXOR FinishPlus overview on page 24.

Electronic basin mixers for concealed installation wall-mounted

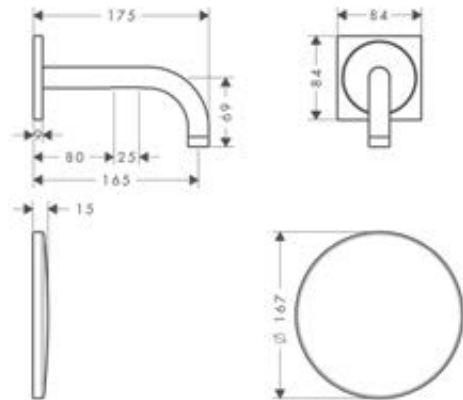
Features of all variants

- / spray type: Normal spray
- / maximum flow rate at 3 bar: 5 l/min
- / temperature adjustable via basic set
- / infrared sensor technology
- / automatic environmental adjustment of infrared sensor
- / adjustable optical range of infrared sensor (5 settings)

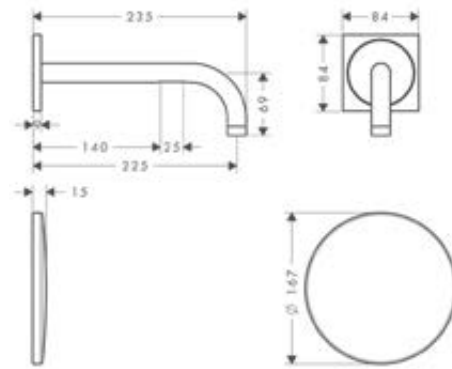
- / 230 V / 50 Hz mains connection
- / hygiene rinse activatable (automatic water flow)
- / frequency of hygiene rinse: 24 h
- / flushing time hygiene rinse: 10 s
- / permanent rinse activatable (single water flow for 180 seconds, suitable for thermal disinfection)
- / cleaning mode: manual water stop for washbasin cleaning

- / TÜV certified
- / dirt filters in the connection hoses
- / for ideal function please note a minimum distance of 140 mm from the aerators center to the back rim of the wash basin

165



225



Sustainability



Technologies



Overview variants

	projection (mm)	finish	code no.
165		Chrome	38119000
		Brushed Black Chrome	38119340
		Matt Black	38119670
		AXOR FinishPlus*	38119XXX
225		Chrome	38120000
		Brushed Black Chrome	38120340
		Matt Black	38120670
		AXOR FinishPlus*	38120XXX

Required parts:



Basic set for electronic basin mixer for concealed installation wall-mounted

code no.

16180180

Optional parts:



Extension 25 mm for basic set for electronic basin mixer wall-mounted

For

38119XXX

code no.

13594000

Measurements within scale drawings are in mm.

Technical specifications and units of measure are subject to change.

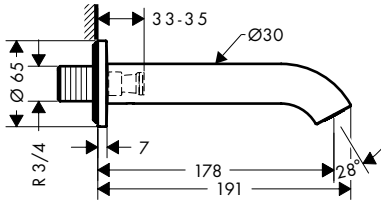
Bath spout curved

Features of all variants

/ 1 function
/ with escutcheon

/ wall-mounted
/ maximum flow rate at 3 bar: 19 l/min

/ connection dimension: DN20
/ spray type: Normal spray



Technologies



Overview variants

projection (mm)	version	finish	code no.
178	curved	<ul style="list-style-type: none"> Chrome Brushed Black Chrome Matt Black AXOR FinishPlus* 	<ul style="list-style-type: none"> 38411000 38411340 38411670 38411XXX

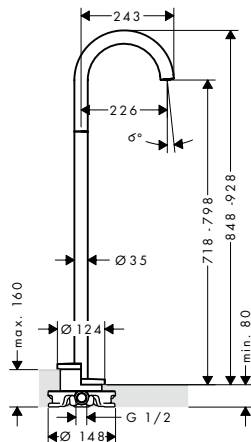
Bath spout curved floor-standing

Features of all variants

/ 1 function
/ connection type: basic set

/ projection 226 mm
/ free-standing installation

/ maximum flow rate at 3 bar: 18 l/min
/ spray type: Normal spray



Technologies







For more information on this product, see the next page.

* AXOR FinishPlus: For further AXOR FinishPlus surfaces please see the AXOR FinishPlus overview on page 24.

Bath spouts floor-standing

Overview variants

version	finish	code no.
curved	 Chrome	38412000
	 Brushed Black Chrome	38412340
	 Matt Black	38412670
	 AXOR FinishPlus*	38412XXX

Required parts:


Basic set for mixers floor-standing

code no.

10452180

Optional parts:


Sealing foil for basic set bath mixer floor-standing

code no.

96441000

Metal effect shower hoses
Features of all variants

 / high-quality shower hose with metal effect
 / with plastic coating, easy to clean













 / pivot connector prevents hose from tangling
 / kink-protected

/ connection thread: G 1/2

conical nut on both sides

cylindrical nut on both sides

Overview variants

nuts shower hose	length (m)	finish	code no.
conical on both sides	2,00	 Chrome	28624000
		 Brushed Bronze	28624140
		 Brushed Black Chrome	28624340
		 Matt Black NEW	28624670
		 Polished Gold Optic	28624990
		 AXOR FinishPlus*	28624XXX
conical on both sides	1,60	 Chrome	28626000
		 Brushed Bronze	28626140
		 Brushed Black Chrome	28626340
		 Matt Black NEW	28626670
		 Polished Gold Optic	28626990
		 AXOR FinishPlus*	28626XXX























For more information on this product, see the next page.

Measurements within scale drawings are in mm.

Technical specifications and units of measure are subject to change.

Metal effect shower hoses

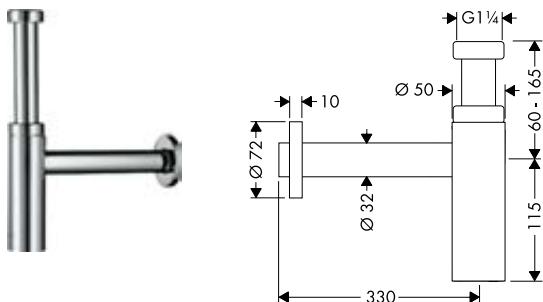
Overview variants







nuts shower hose	length (m)	finish	code no.
conical on both sides	1,25	 Chrome	28622000
		 Brushed Bronze	28622140
		 Brushed Black Chrome	28622340
		 Matt Black NEW	28622670
		 Polished Gold Optic	28622990
		 AXOR Finish-Plus*	28622XXX
cylindrical on both sides	2,00	 Chrome	28284000
		 Brushed Bronze	28284140
		 Brushed Black Chrome	28284340
		 Polished Gold Optic	28284990
		 AXOR Finish-Plus*	28284XXX
		cylindrical on both sides	1,60
 Brushed Bronze	28286140		
 Brushed Black Chrome	28286340		
 Matt Black	28286670		
 Polished Gold Optic	28286990		
 AXOR Finish-Plus*	28286XXX		
cylindrical on both sides	1,25	 Chrome	28282000
		 Brushed Bronze	28282140
		 Brushed Black Chrome	28282340
		 Matt Black	28282670
		 Polished Gold Optic	28282990
		 AXOR Finish-Plus*	28282XXX

Design trap Flowstar S
Features

/ adjustment distance 60 - 165 mm
/ distance to wall 330 mm

/ odour trap - backwater height is 70 mm
/ connection dimension entry: G 1¼



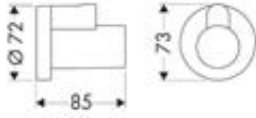
finish	code no.
 Chrome	51305000
 Matt Black	51305670
 Brushed Black Chrome	51305340
 Brushed Bronze	51305140
 Polished Gold Optic	51305990
 AXOR FinishPlus*	51305XXX







Cover

Features

/ for angle valve

/ packaging unit: 1 piece



finish	code no.
 Chrome	51306000
 Brushed Bronze	51306140
 Brushed Black Chrome	51306340
 Matt Black	51306670
 Polished Gold Optic	51306990
 AXOR FinishPlus*	51306XXX



AXOR

AXOR

AXOR Edge

Basin	108
Bidet	111
Bath	111
Shower	116
Thermostatic mixers / valves /diverters	118





AXOR Edge

The power of architectonics

AXOR Edge is a masterpiece in the tradition of the early 20th century avant-garde. Cubes, the distinctive design element, are put together **asymmetrically** to form an **architectonic sculpture**. In addition to the geometric shapes, the collection is characterized by the ultra-precision of its surfaces and edges, which turns the fixtures into brilliant, high-gloss jewels for the bathroom.

Design: Jean-Marie Massaud

“WITH AXOR EDGE, WE
EXPLORE THE WORLD OF
EXTREME REFINEMENT
AND UNIQUENESS.”

Jean-Marie Massaud

CHARACTERISTIC DESIGN FEATURE:

Avant-garde design: **Asymmetrically** arranged blocks create a mixer that is an architectonic **sculpture**.

THE DESIGNER'S IDEA:

Jewels for the bathroom: With AXOR Edge we wanted to make a **sculpture** out of an object we use every day, a sculpture that evokes emotion with its precise edges, high-gloss surfaces and refined structures.

SPECIAL COLLECTION HIGHLIGHTS:

- / High-gloss surfaces: The brilliance is generated by especially precise milling of the surfaces and edges
- / New production technology: Using a diamond-cutting machine of the latest generation. It sets new technological standards in the manufacturing process. The precision is comparable to that of the watch, jewelry and optical industries
- / **Diamond-cut:** Fine, **luxurious** structural details provide exciting contrasts and a special sensory experience
- / Complete set of bathroom fittings: Mixers for the wash basin and bathtub as well as thermostats for the shower
- / AXOR Edge is the second collection created in cooperation with French star designer Jean-Marie Massaud

Learn more about AXOR Edge:

axor-design.com

The genesis of a masterpiece

When diamonds are used in a production process, it's to ensure the greatest precision and the finest details with the most refined materials. Precision is the foundation for brilliance, and production with diamonds is the benchmark for perfect surfaces and edges. Manufacturing AXOR Edge depends on precision to thousandths of a millimeter. An exactness that is realized by using a diamond-cutting machine of the newest generation, a tool like those used in the aerospace and laser industries.


The beveled chamfers are milled at an angle of exactly 45° and join together with absolute precision. This creates a surface without any unevenness, which reflects light perfectly. Standards for testing gloss level in quality assurance, redefined especially for this collection, ensure that exactly these high requirements are met.

The fine pattern structures are created with the same precision: the **diamond cut**. By milling the solid block of brass line by line in several steps, precise pyramid frustums are formed, creating a **luxurious** detail that provides exciting contrasts.



RIGHT: A line that will become a **diamond cut** in the finished appearance is milled up to five times.

LEFT, TOP AND BOTTOM: A diamond is used to mill the beveled chamfer at an angle of exactly 45° to a high gloss.



Bringing high-gloss and ultra-precision together in one mixer

AXOR Edge mixers break through boundaries: High-gloss surfaces are a striking feature of the collection. To achieve this brilliance, the highest precision is required in production so that light breaks perfectly on the surface of the mixer. That's why a diamond-cutting machine is used. It creates facets on the surfaces and chamfers of the mixer with precision to the micrometer, generating a fascinating play of light and shadow. Exactly these precise details – the meticulous 45° chamfer and the innovative, three-dimensional **diamond cut** – turn the mixer into a gem.

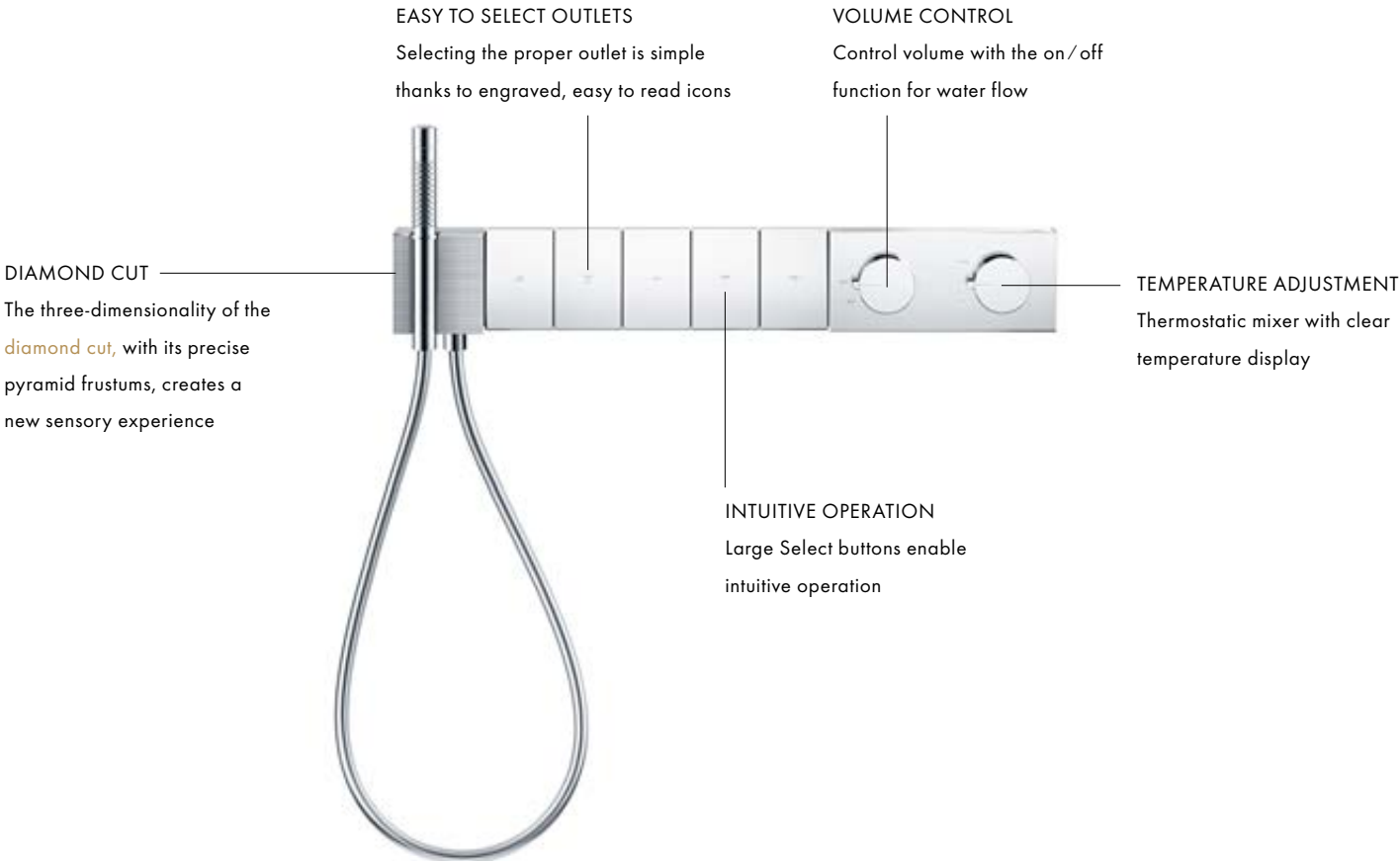






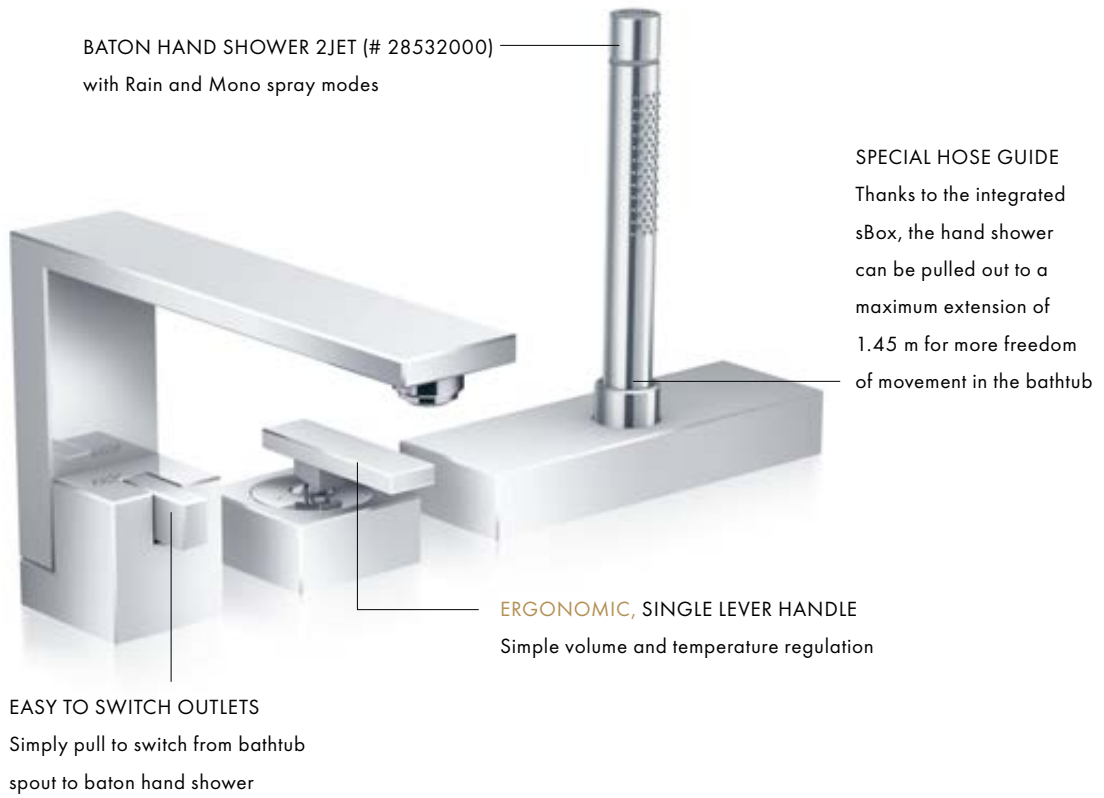


The AXOR Edge concealed thermostat module Select for five functions offers optimum control for the AXOR ShowerHeaven 1200/300 4jet. With the generously sized Select buttons, control is intuitive. Operate up to five spray modes or showers mechanically at the press of a button.





Innovative technology in the bathtub for more freedom of movement and maximum comfort

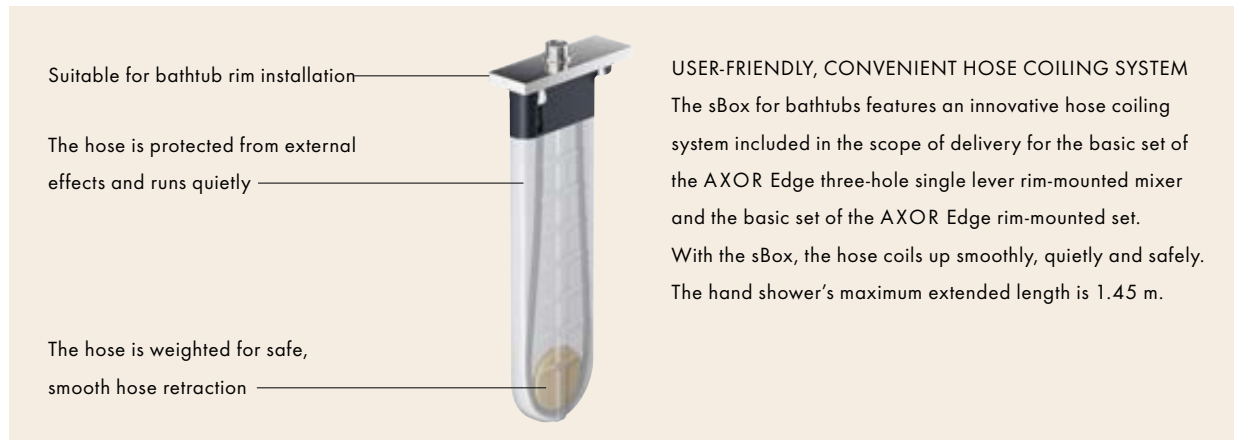


BATON HAND SHOWER 2JET (# 28532000)
with Rain and Mono spray modes

SPECIAL HOSE GUIDE
Thanks to the integrated sBox, the hand shower can be pulled out to a maximum extension of 1.45 m for more freedom of movement in the bathtub

ERGONOMIC, SINGLE LEVER HANDLE
Simple volume and temperature regulation

EASY TO SWITCH OUTLETS
Simply pull to switch from bathtub spout to baton hand shower



Suitable for bathtub rim installation

The hose is protected from external effects and runs quietly

The hose is weighted for safe, smooth hose retraction

USER-FRIENDLY, CONVENIENT HOSE COILING SYSTEM
The sBox for bathtubs features an innovative hose coiling system included in the scope of delivery for the basic set of the AXOR Edge three-hole single lever rim-mounted mixer and the basic set of the AXOR Edge rim-mounted set. With the sBox, the hose coils up smoothly, quietly and safely. The hand shower's maximum extended length is 1.45 m.

For matching products please refer to the AXOR Program chapters



Single lever basin mixers

Features of all variants

/ consists of: single lever basin mixer, waste set
 / spray type: Normal spray
 / maximum flow rate at 3 bar: 5 l/min
 / ceramic cartridge

/ temperature limitation adjustable
 / suitable for continuous flow water heaters
 / push-open waste set G 1 1/4
 / material waste set: metal

/ connection type: G 3/8 connections
 / connection dimension: DN15

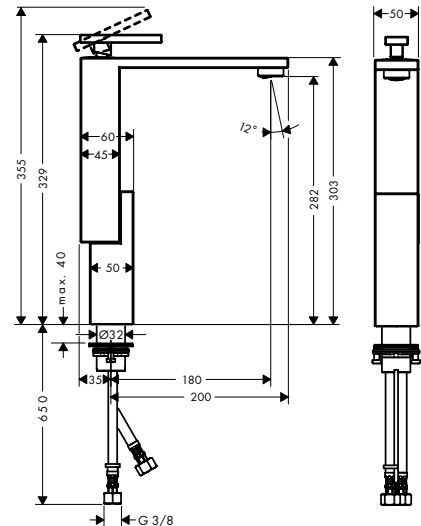
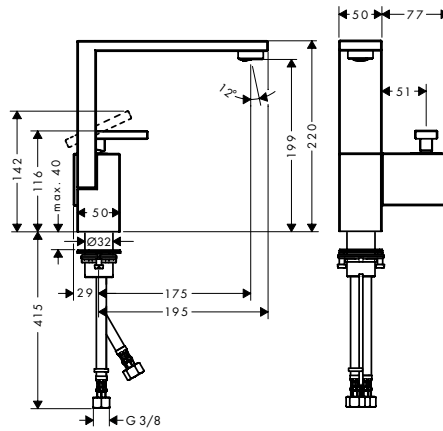
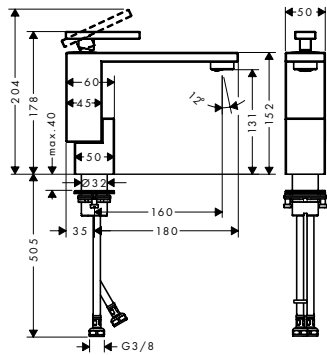
130



190 with diamond cut



280



Sustainability



Technologies



Overview variants

ComfortZone	projection (mm)	spout height (mm)	for wash bowls	structure element	finish	code no.
130	160	131	-	without structure	Chrome AXOR FinishPlus*	46010000 46010XXX
130	160	131	-	diamond cut	Chrome AXOR FinishPlus*	46011000 46011XXX
190	175	199	-	without structure	Chrome AXOR FinishPlus*	46020000 46020XXX
190	175	199	-	diamond cut	Chrome AXOR FinishPlus*	46021000 46021XXX
280	180	282	■	without structure	Chrome AXOR FinishPlus*	46030000 46030XXX
280	180	282	■	diamond cut	Chrome AXOR FinishPlus*	46031000 46031XXX

i This product is not available in brushed AXOR FinishPlus surfaces.

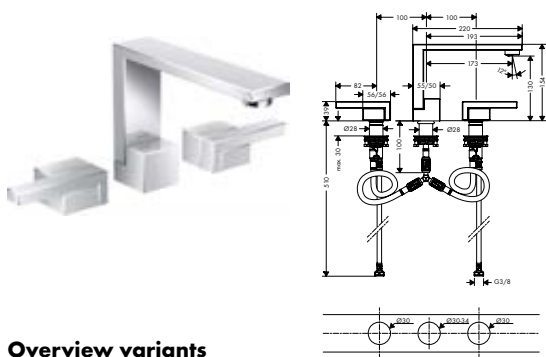
3-hole basin mixers

Features of all variants

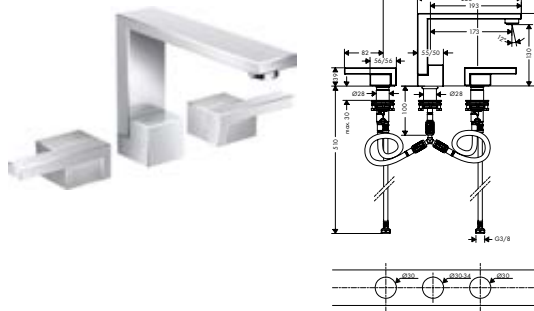
/ consists of: 3-hole basin mixer, waste set
 / ComfortZone 130
 / projection: 173 mm
 / spout height: 130 mm

/ spray type: Normal spray
 / maximum flow rate at 3 bar: 5 l/min
 / ceramic valves hot/ cold 90°
 / suitable for continuous flow water heaters

/ push-open waste set G 1 1/4
 / material waste set: metal
 / connection type: G 3/8 connections
 / connection dimension: DN 15



diamond cut



Sustainability



Technologies



Overview variants

structure element	finish	code no.
without structure	Chrome	46050000
	AXOR FinishPlus*	46050XXX
diamond cut	Chrome	46051000
	AXOR FinishPlus*	46051XXX

i This product is not available in brushed AXOR FinishPlus surfaces.

Optional parts:



Hose extension set for 3-hole basin mixer

code no.

38959000

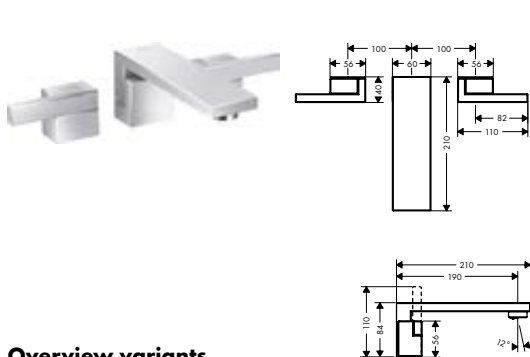
3-hole basin mixers wall mounted

Features of all variants

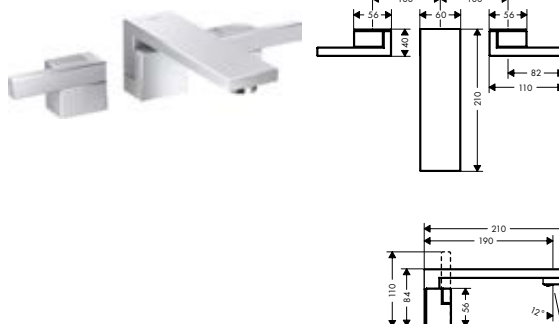
/ consists of: 3-hole basin mixer, waste set
 / projection: 190 mm
 / spray type: Normal spray
 / maximum flow rate at 3 bar: 5 l/min

/ ceramic valves hot/ cold 90°
 / suitable for continuous flow water heaters
 / push-open waste set G 1 1/4
 / material waste set: metal

/ connection type: basic set
 / connection dimension: DN 15



diamond cut



Sustainability



Technologies



Overview variants

structure element	finish	code no.
without structure	Chrome	46060000
	AXOR FinishPlus*	46060XXX
diamond cut	Chrome	46061000
	AXOR FinishPlus*	46061XXX

For more information on this product, see the next page.


3-hole basin mixers wall mounted

i This product is not available in brushed AXOR FinishPlus surfaces.

Required parts:

	Basic set for 3-hole basin mixer for concealed installation wall-mounted	code no. 10303180
--	--	----------------------

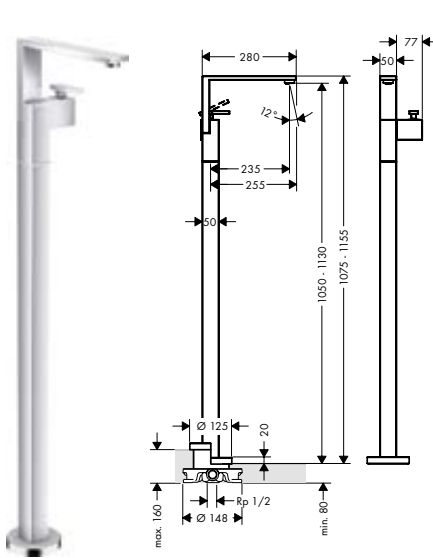
Optional parts:

	Seal	code no. 96383000
	Extension set 25 mm for basic set for 3-hole basin mixer wall-mounted	code no. 96259000

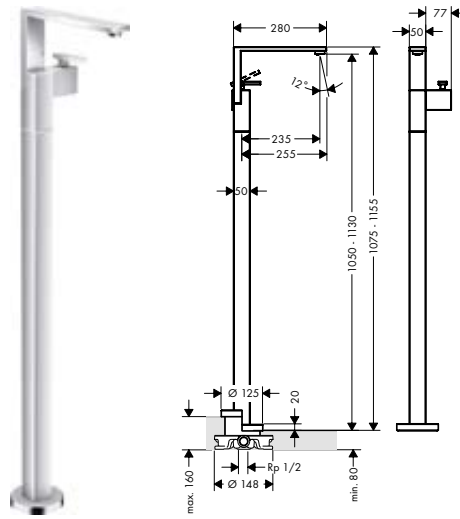
Single lever basin mixers floor-standing

Features of all variants

- / consists of: single lever basin mixer, waste set
- / projection: 235 mm
- / spray type: Normal spray
- / maximum flow rate at 3 bar: 5 l/min
- / ceramic cartridge
- / temperature limitation adjustable
- / suitable for continuous flow water heaters
- / push-open waste set G 1 1/4
- / material waste set: metal
- / connection type: basic set
- / connection dimension: DN 15



diamond cut







Sustainability



Technologies




Overview variants


structure element	finish	code no.
without structure	 Chrome	46040000
	 AXOR FinishPlus*	46040XXX
diamond cut	 Chrome	46041000
	 AXOR FinishPlus*	46041XXX

i This product is not available in brushed AXOR FinishPlus surfaces.

Required parts:

	Basic set for mixers floor-standing	code no. 10452180
--	-------------------------------------	----------------------

Optional parts:

	Sealing foil for basic set bath mixer floor-standing	code no. 96441000
--	--	----------------------

Measurements within scale drawings are in mm.

Technical specifications and units of measure are subject to change.

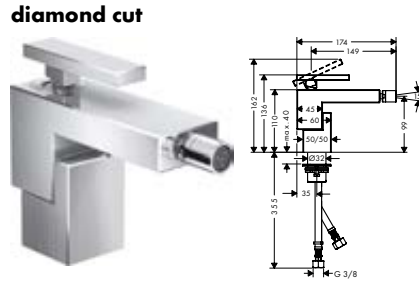
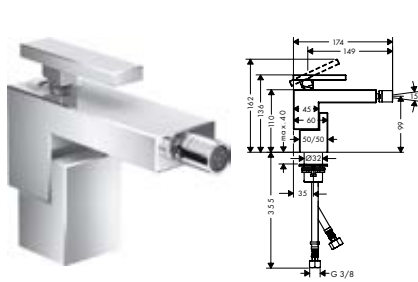
Single lever bidet mixers

Features of all variants

/ consists of: single lever bidet mixer, waste set
 / projection 149 mm
 / spout height: 99 mm
 / aerator with ball pivot
 / spray type: Normal spray

/ maximum flow rate at 3 bar: 7 l/min
 / ceramic cartridge
 / temperature limitation adjustable
 / suitable for continuous flow water heaters
 / push-open waste set G 1 1/4

/ material waste set: metal
 / connection type: G 3/8 connections
 / connection dimension: DN15



Sustainability



Technologies



Overview variants

structure element	finish	code no.
without structure	Chrome	46210000
	AXOR FinishPlus*	46210XXX
diamond cut	Chrome	46211000
	AXOR FinishPlus*	46211XXX



This product is not available in brushed AXOR FinishPlus surfaces.


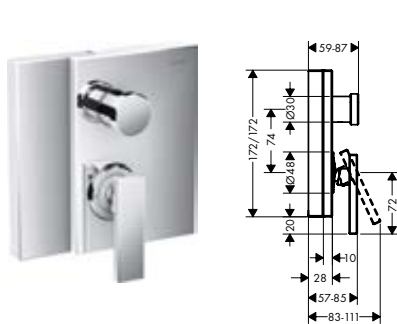
Single lever bath mixers for concealed installation

Features of all variants

/ 2 functions
 / ceramic cartridge
 / temperature limitation adjustable

/ diverter with automatic resetting
 / with silencer
 / suitable for continuous flow water heaters

/ connection type: basic set
 / min. operating pressure: 1 bar
 / max. operating pressure: 10 bar



Overview variants

security combination EN 1717	structure element	max. flow rate at 3 bar (l/min)	finish	code no.
-	without structure	28	Chrome	46450000
			AXOR FinishPlus*	46450XXX
-	diamond cut	28	Chrome	46451000
			AXOR FinishPlus*	46451XXX
■	without structure	24	Chrome	46420000
			AXOR FinishPlus*	46420XXX
■	diamond cut	24	Chrome	46421000
			AXOR FinishPlus*	46421XXX

For more information on this product, see the next page.

* AXOR FinishPlus: For further AXOR FinishPlus surfaces please see the AXOR FinishPlus overview on page 24.



Single lever bath mixers for concealed installation

i This product is not available in brushed AXOR FinishPlus surfaces.

Required parts:

	Basic set iBox universal	code no. 01700180
---	--------------------------	----------------------

Optional parts:

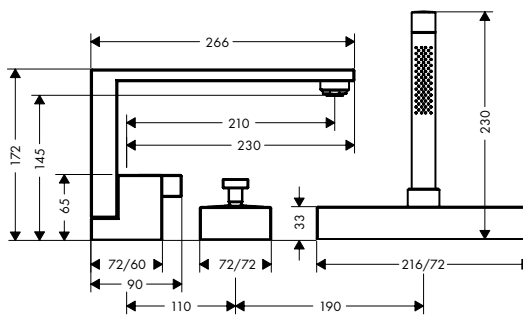
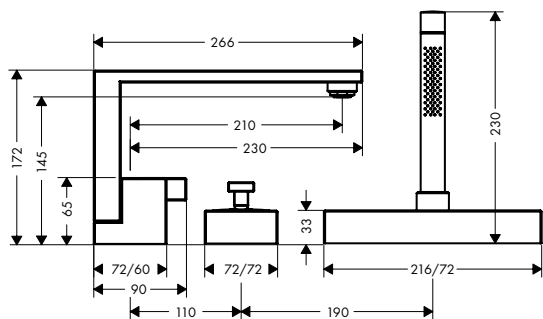
	Fastening rail set for iBox universal	code no. 93171000
	Extension 25 mm for basic set iBox universal	code no. 13587000

3-hole rim mounted bath mixers

Features of all variants

- / consists of: 3-hole rim mounted single lever bath mixer, baton hand shower, shower holder
- / 2 functions
- / projection: 210 mm
- / spray type mixer: Normal spray
- / spray type hand shower: Rain, Mono
- / maximum pull-out length of hand shower: 1.45 m
- / maximum flow rate at 3 bar: 20 l/min
- / flow rate for bath spout at 3 bar: 20 l/min
- / flow rate of hand shower at 3 bar: 9 l/min
- / ceramic cartridge
- / temperature limitation adjustable
- / non-return valve
- / suitable for continuous flow water heaters
- / connection dimension: DN15
- / connection type: basic set
- / min. operating pressure: 1 bar
- / max. operating pressure: 10 bar
- / removable for service at any time

diamond cut



Technologies

Spray types



Overview variants

structure element	finish	code no.
without structure	Chrome	46430000
	AXOR FinishPlus*	46430XXX
diamond cut	Chrome	46431000
	AXOR FinishPlus*	46431XXX

i This product is not available in brushed AXOR FinishPlus surfaces.

For more information on this product, see the next page.

Measurements within scale drawings are in mm.

Technical specifications and units of measure are subject to change.

3-hole rim mounted bath mixers

Required parts:

code no.



Basic set for 3-hole rim mounted single lever bath mixer

15487180

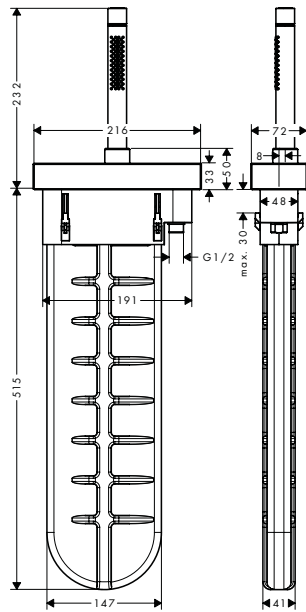
Rim mounted bath set

Features

/ consists of: baton hand shower, escutcheon, hose box, shower hose
/ suitable for installation on bath rim

/ sBox for quiet, smooth and protected hose guidance
/ connection thread G 1/2
/ connection dimension: DN15

/ no additional maintenance opening required
/ maximum pull-out length of hand shower 1.45 m
/ removable for service at any time
/ maximum flow rate at 3 bar: 10 l/min



finish

code no.

● Chrome

46470000

● AXOR FinishPlus*

46470XXX



This product is not available in brushed AXOR FinishPlus surfaces.

Required parts:

code no.



Rim and tile mounted bath basic set

15490180

Optional parts:

code no.



Installation plate for tile mounted installation

28014000



Mounting angle set for installation plate for tile mounted installation

28011000

* AXOR FinishPlus: For further AXOR FinishPlus surfaces please see the AXOR FinishPlus overview on page 24.

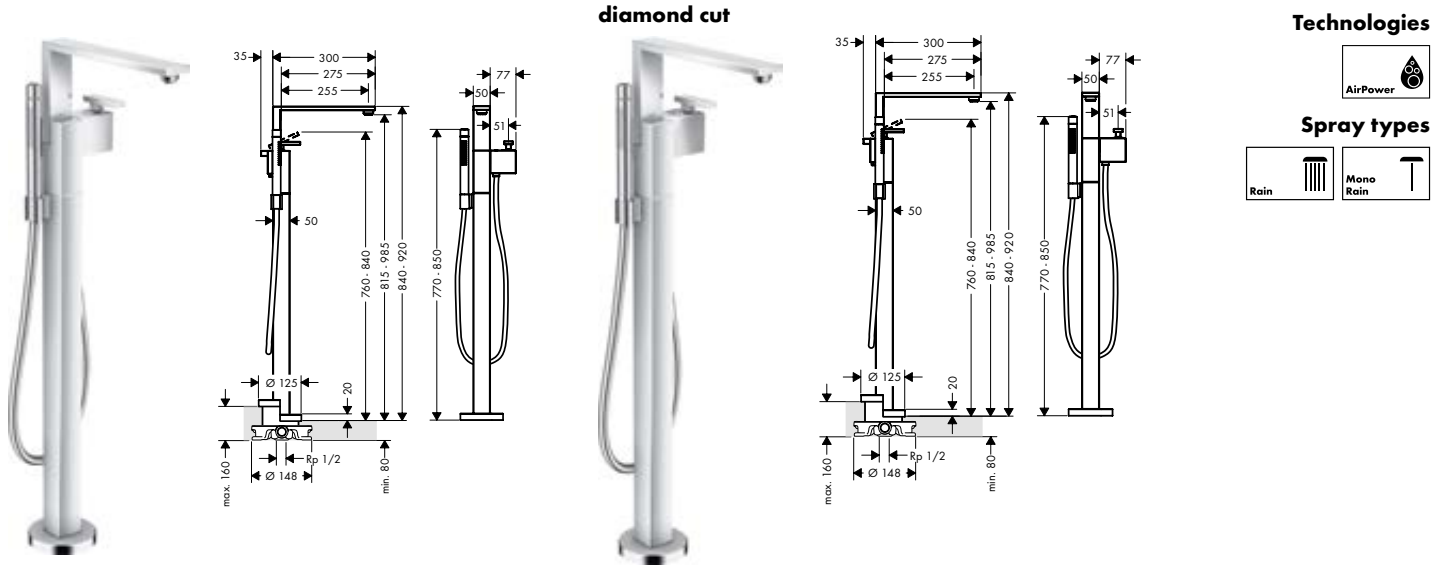
Single lever bath mixers floor standing

Features of all variants

- / consists of: single lever bath mixer floor standing, baton hand shower, shower hose, shower holder
- / 2 functions
- / projection: 255 mm
- / spray type mixer: Normal spray
- / spray type hand shower: Rain, Mono

- / maximum flow rate at 3 bar: 23 l/min
- / flow rate for bath spout at 3 bar: 23 l/min
- / flow rate of hand shower at 3 bar: 13 l/min
- / ceramic cartridge
- / temperature limitation adjustable
- / diverter with automatic resetting

- / non-return valve
- / suitable for continuous flow water heaters
- / connection dimension: DN15
- / connection type: basic set
- / min. operating pressure: 1 bar



Technologies



Spray types



Overview variants

structure element	finish	code no.
without structure	Chrome	46440000
	AXOR FinishPlus*	46440XXX
diamond cut	Chrome	46441000
	AXOR FinishPlus*	46441XXX

i This product is not available in brushed AXOR FinishPlus surfaces.

! Required parts: code no.

 Basic set for mixers floor-standing 10452180

Optional parts: code no.

 Sealing foil for basic set bath mixer floor-standing 96441000

 Extension 60 mm for pipe 97686000

Bath spouts

Features of all variants

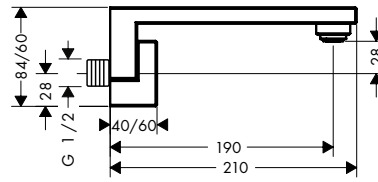
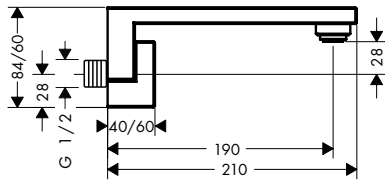
/ 1 function
/ projection 190 mm

/ wall-mounted
/ maximum flow rate at 3 bar: 23 l/min

/ connection dimension: G 1/2
/ spray type: Normal spray



diamond cut



Technologies



Overview variants

structure element	finish	code no.
without structure	Chrome	46410000
	AXOR FinishPlus*	46410XXX
diamond cut	Chrome	46411000
	AXOR FinishPlus*	46411XXX



This product is not available in brushed AXOR FinishPlus surfaces.

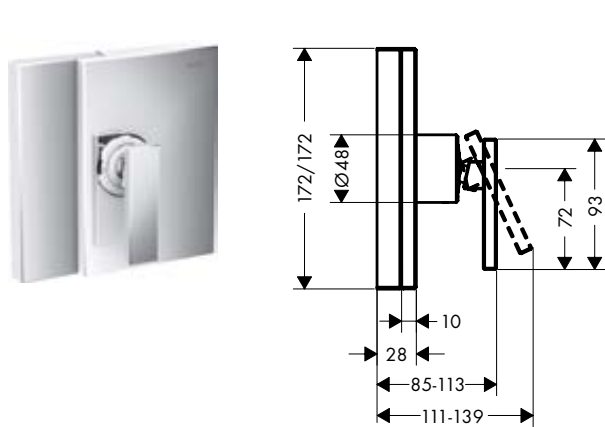
Single lever shower mixers for concealed installation

Features of all variants

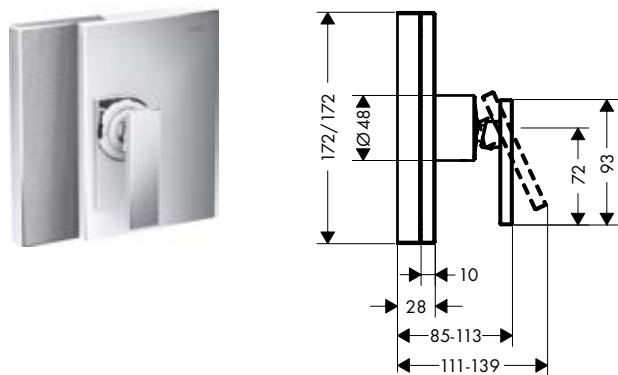
/ 1 function
 / maximum flow rate at 3 bar: 29 l/min
 / ceramic cartridge

/ temperature limitation adjustable
 / with silencer
 / suitable for continuous flow water heaters

/ connection type: basic set
 / min. operating pressure: 1 bar
 / max. operating pressure: 10 bar



diamond cut



Overview variants

structure element	finish	code no.
without structure	Chrome	46650000
	AXOR FinishPlus*	46650XXX
diamond cut	Chrome	46651000
	AXOR FinishPlus*	46651XXX

i This product is not available in brushed AXOR FinishPlus surfaces.

Required parts:	For	code no.
Basic set iBox universal	46650XXX	01700180
Optional parts:		code no.
Fastening rail set for iBox universal		93171000
Extension 25 mm for basic set iBox universal		13587000

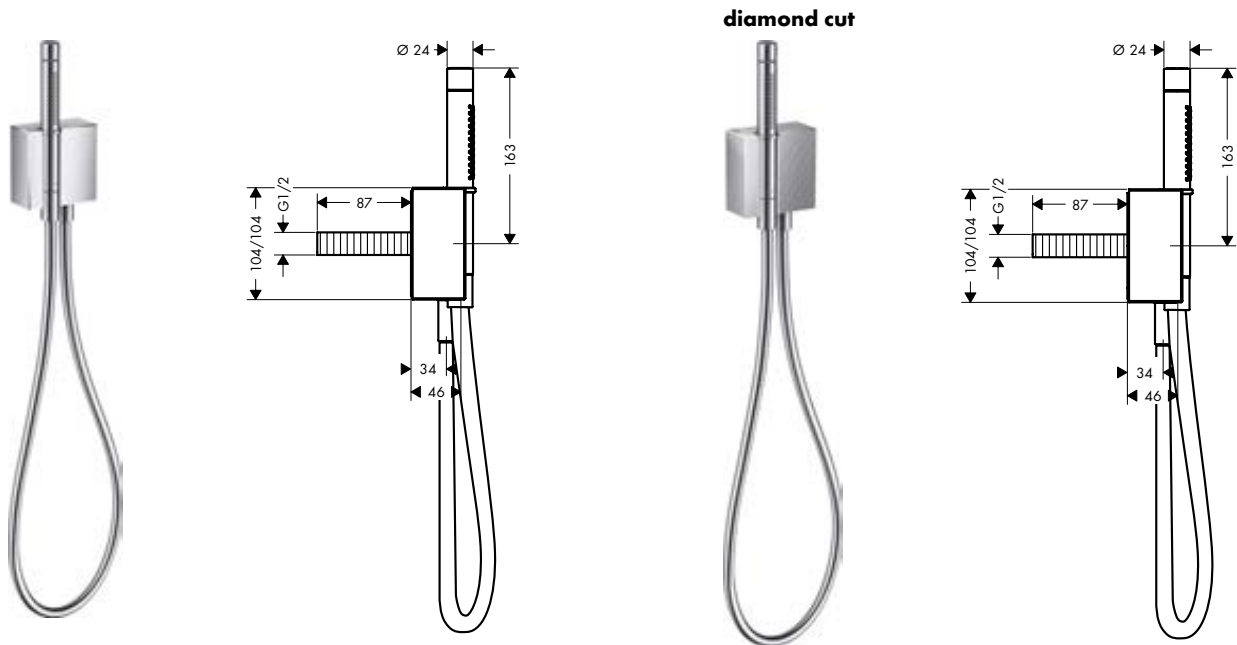
Porter units

Features of all variants

/ consists of: baton hand shower, porter unit, shower holder, shower hose
 / integrated support function

/ maximum flow rate at 3 bar: 16,2 l/min
 / metal
 / non-return valve

/ connection type: G 1/2
 / minimum flow pressure: 1 bar
 / for shower hoses with a cylindrical nut



Overview variants

max. flow rate at 3 bar (l/min)	structure element	finish	code no.
16.2	without structure	Chrome AXOR FinishPlus*	46520000 46520XXX
16.2	diamond cut	Chrome AXOR FinishPlus*	46521000 46521XXX

i This product is not available in brushed AXOR FinishPlus surfaces.

Thermostats exposed/concealed installation

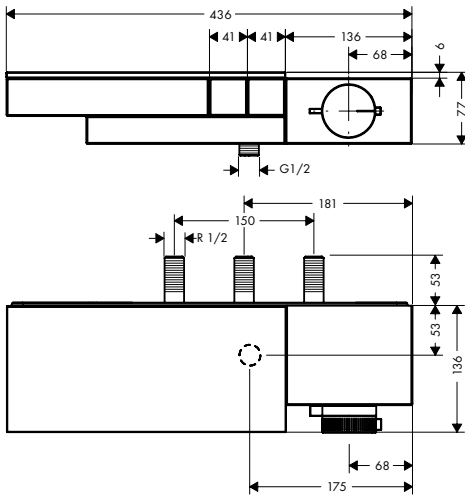
Features of all variants

- / thermostat cartridge
- / depending on volume flow and installation situation approx. 50% flow rate reduction
- / simultaneous use of several outlets
- / min. operating pressure: 1 bar

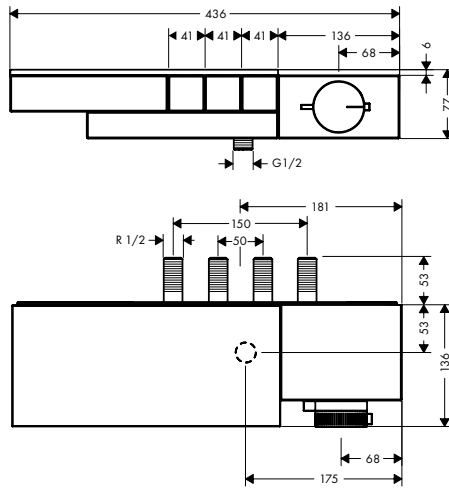
- / max. operating pressure: 10 bar
- / safety stop at 40 °C
- / temperature limitation adjustable
- / non-return valve
- / shelf made of safety glass

- / surface shelf: frosted grey glass
- / connection type: basic set
- / connection dimension: DN15

2 functions



3 functions



Technologies



Overview variants

number of functions	structure element	finish	code no.
2 functions	without structure	Chrome	46240000
		AXOR FinishPlus*	46240XXX
2 functions	diamond cut	Chrome	46241000
		AXOR FinishPlus*	46241XXX
3 functions	without structure	Chrome	46140000
		AXOR FinishPlus*	46140XXX
3 functions	diamond cut	Chrome	46141000
		AXOR FinishPlus*	46141XXX

i This product is not available in brushed AXOR FinishPlus surfaces.

Required parts:	For	code no.
Basic set for thermostat for exposed/concealed installation for 2 functions	46240XXX 46241XXX	45442180
Basic set for thermostat for exposed/concealed installation for 3 functions	46140XXX 46141XXX	45443180

Thermostatic modules Select concealed installation

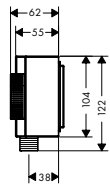
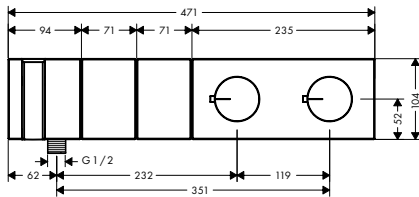
Features of all variants

/ consists of: thermostatic module, shower holder, baton hand shower, shower hose
 / thermostat cartridge, Start/stop valve to operate the functions

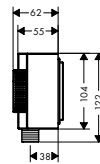
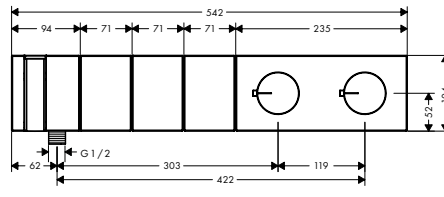
/ depending on volume flow and installation situation approx. 50% flow rate reduction and integrated shut off function
 / simultaneous use of several outlets
 / flow rate hand shower connection at 3 bar: 14 l/min

/ min. operating pressure: 1 bar
 / max. operating pressure: 10 bar
 / safety stop at 40 °C
 / temperature limitation adjustable
 / hose nut: for shower hoses with a cylindrical nut
 / connection type: basic set

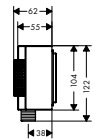
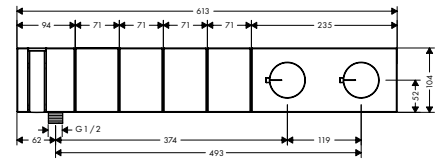
2 functions



3 functions



4 functions



Technologies



Overview variants



number of functions	structure element	finish	code no.
2 functions	without structure	Chrome	46700000
		AXOR FinishPlus*	46700XXX
2 functions	diamond cut	Chrome	46701000
		AXOR FinishPlus*	46701XXX
3 functions	without structure	Chrome	46710000
		AXOR FinishPlus*	46710XXX
3 functions	diamond cut	Chrome	46711000
		AXOR FinishPlus*	46711XXX
4 functions	without structure	Chrome	46720000
		AXOR FinishPlus*	46720XXX
4 functions	diamond cut	Chrome	46721000
		AXOR FinishPlus*	46721XXX
5 functions	without structure	Chrome	46730000
		AXOR FinishPlus*	46730XXX


For more information on this product, see the next page.

* AXOR FinishPlus: For further AXOR FinishPlus surfaces please see the AXOR FinishPlus overview on page 24.

Thermostatic modules Select concealed installation

Overview variants

number of functions	structure element	finish	code no.
5 functions	diamond cut	 Chrome	46731000
		 AXOR FinishPlus*	46731XXX

 This product is not available in brushed AXOR FinishPlus surfaces.

 Required parts:

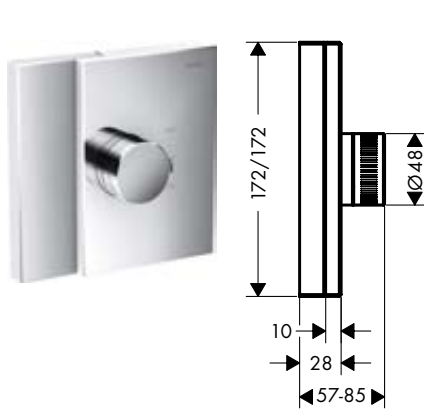
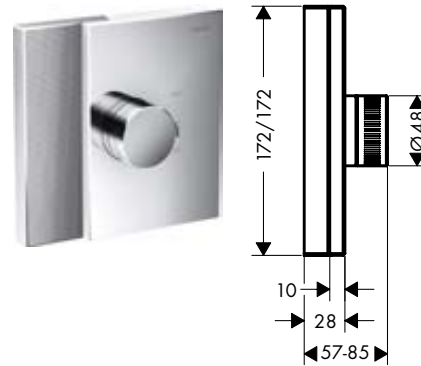
	For	code no.
 Basic set for thermostatic module Select for 2 functions	46700XXX 46701XXX	18310180
 Basic set for thermostatic module Select for 3 functions	46710XXX 46711XXX	18311180
 Basic set for thermostatic module Select for 4 functions	46720XXX 46721XXX	18312180
 Basic set for thermostatic module Select for 5 functions	46730XXX 46731XXX	18313180

Thermostats HighFlow for concealed installation
Features of all variants

/ thermostat cartridge
 / maximum flow rate at 3 bar: 59 l/min
 / min. operating pressure: 1 bar

/ max. operating pressure: 10 bar
 / safety stop at 40 °C
 / temperature limitation adjustable

/ non-return valve
 / with silencer
 / connection type: basic set


diamond cut

Overview variants

structure element	finish	code no.
without structure	Chrome	46740000
	AXOR FinishPlus*	46740XXX
diamond cut	Chrome	46741000
	AXOR FinishPlus*	46741XXX



This product is not available in brushed AXOR FinishPlus surfaces.

Required parts:


Basic set iBox universal

code no.

01700180

Optional parts:


Extension 25 mm for basic set iBox universal

code no.

13587000



Fastening rail set for iBox universal

code no.

93171000

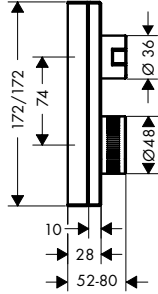
Thermostats for concealed installation with shut-off valve

Features of all variants

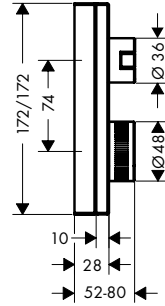
/ 1 function
 / thermostat cartridge, ceramic valves 90°
 / maximum flow rate at 3 bar: 26 l/min
 / min. operating pressure: 1 bar

/ max. operating pressure: 10 bar
 / safety stop at 40 °C
 / temperature limitation adjustable
 / non-return valve

/ with silencer
 / connection type: basic set



diamond cut



Overview variants

structure element	finish	code no.
without structure	Chrome	46750000
	AXOR FinishPlus*	46750XXX
diamond cut	Chrome	46751000
	AXOR FinishPlus*	46751XXX

i This product is not available in brushed AXOR FinishPlus surfaces.

Required parts:



Basic set iBox universal

code no.

01700180

Optional parts:



Extension 25 mm for basic set iBox universal

code no.

13587000



Fastening rail set for iBox universal

code no.

93171000

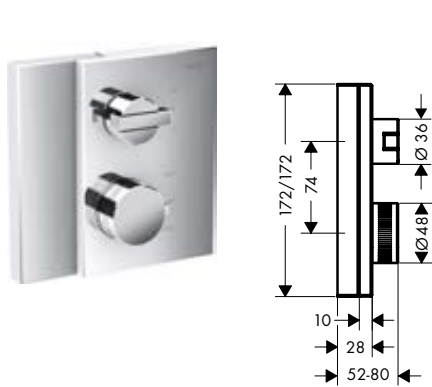
Thermostats for concealed installation with shut-off and diverter valve

Features of all variants

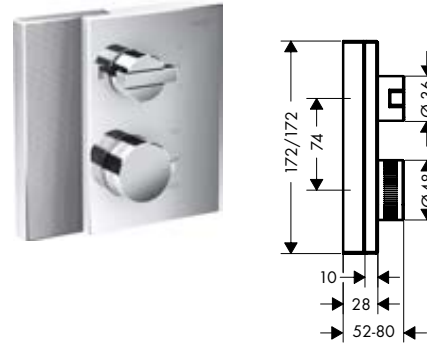
/ 2 functions
 / thermostat cartridge
 / maximum flow rate at 3 bar: 29 l/min
 / flow rate upper outlet: 25 l/min

/ flow rate lower outlet: 29 l/min
 / min. operating pressure: 1 bar
 / max. operating pressure: 10 bar
 / safety stop at 40 °C

/ temperature limitation adjustable
 / non-return valve
 / with silencer
 / connection type: basic set



diamond cut



Overview variants



structure element	finish	code no.
without structure	Chrome	46760000
	AXOR FinishPlus*	46760XXX
diamond cut	Chrome	46761000
	AXOR FinishPlus*	46761XXX

i This product is not available in brushed AXOR FinishPlus surfaces.

Required parts:

	code no.
 Basic set iBox universal	01700180

Optional parts:

	code no.
 Extension 25 mm for basic set iBox universal	13587000
 Fastening rail set for iBox universal	93171000

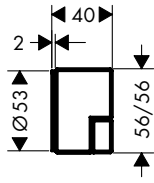
* AXOR FinishPlus: For further AXOR FinishPlus surfaces please see the AXOR FinishPlus overview on page 24.

Shut-off valves for concealed installation

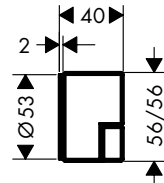
Features of all variants

/ connection type: DN15/DN20

/ 1 function



diamond cut






Overview variants

structure element	finish	code no.
without structure	Chrome	46770000
	AXOR FinishPlus*	46770XXX
diamond cut	Chrome	46771000
	AXOR FinishPlus*	46771XXX

i This product is not available in brushed AXOR FinishPlus surfaces.

Required parts:

	code no.
 Basic set 52 l/min for shut-off valve for concealed installation spindle	16973180
 Basic set 40 l/min for concealed installation for shut-off valve ceramic	16974180
 Basic set 130 l/min for shut-off valve for concealed installation spindle	16970180

Optional parts:

	code no.
 Extension set 25 mm for shut-off/ diverter valve Trio-/ Quattro	92990000



AXOR MyEdition

Basin	138
Bidet	142
Bath	143
Plates	145





AXOR MyEdition

A personal statement

With its **monolithic**, linear **design**, AXOR MyEdition provides you with a stage for self-expression. A wide selection of cover plates made of exclusive materials leaves room for your own creativity. The collection responds to a human desire to have something unique, to stand out from the crowd and to move in new directions.

Design: PHOENIX

“AXOR MYEDITION OFFERS
PERFECTLY COORDINATED,
MULTISENSORY
EXPERIENCES.”

Andreas Diefenbach, PHOENIX

CHARACTERISTIC DESIGN FEATURE:

Monolith: The distinctive rectangle, due to its weight and size, is monolithic.

THE DESIGNER'S IDEA:

A stage for your own creativity: Numerous options for individualization offer customers a platform for self-realization.

SPECIAL COLLECTION HIGHLIGHTS:

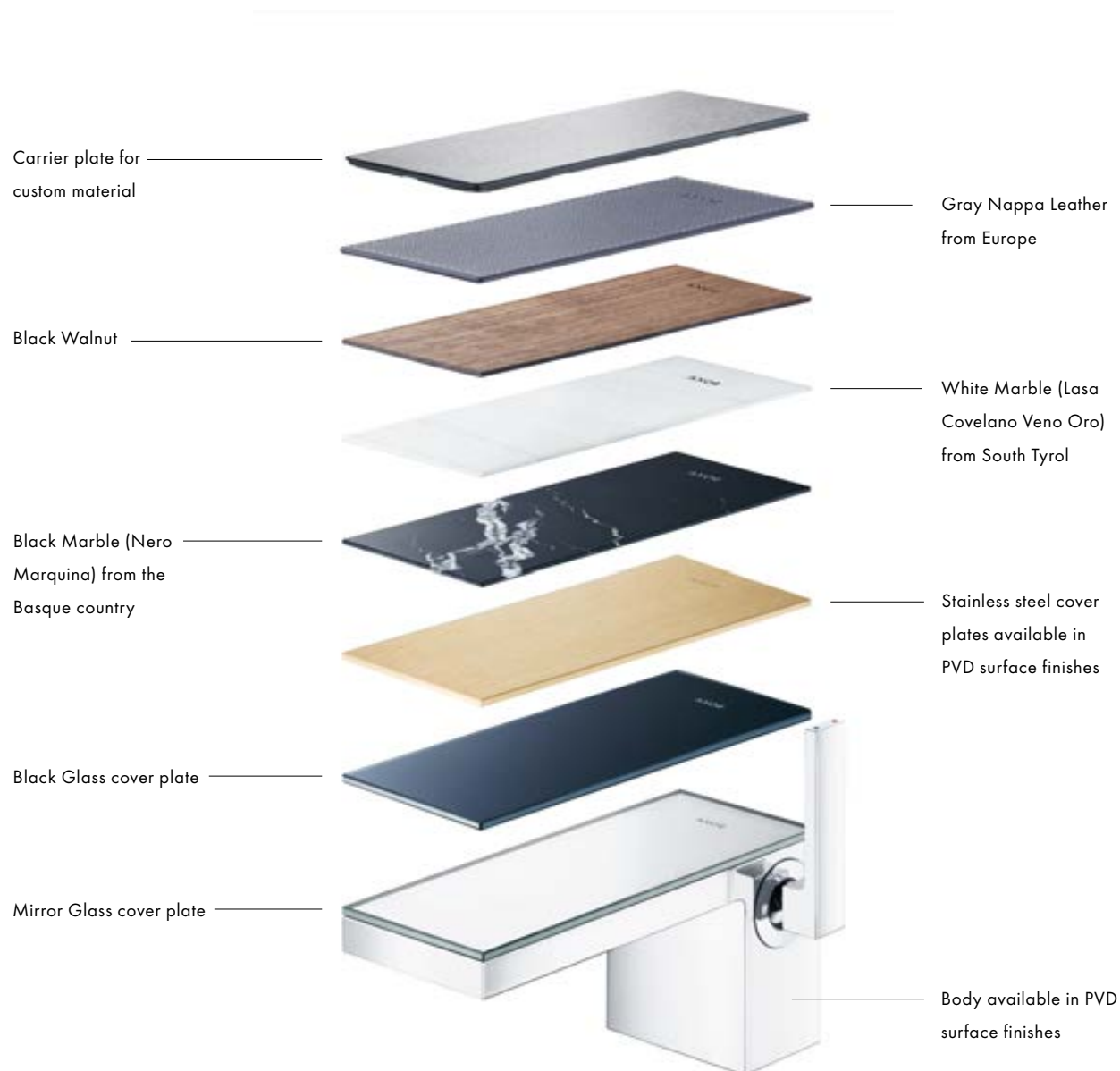
- / With the neutral carrier plate, AXOR MyEdition lets you create a customized design using the custom material plate
- / A new dimension of **individualization** with carefully selected natural materials and exclusive surface finishes
- / A new look and feel with the use of natural materials such as glass, metal, wood, marble and leather, each with its own unique surface structure
- / A **sensual** contrast to linear **design**: Innovative water design with the velvety soft PowderRain spray mode, available for the first time on a wash basin mixer
- / Isolated water conduction: Prevents direct water contact with the body of the mixer
- / Integration or contrast: The perfect complement to the **interior design** or a statement in the bathroom

Learn more about AXOR MyEdition:

[axor-design.com](https://www.axor-design.com)

An avant-garde concept and an ingenious connection

A metal body with a chrome finish or one of the **AXOR FinishPlus** PVD surface. Crowned with a fascinating cover plate: With its exclusive material portfolio, **AXOR Signature** opens up groundbreaking potential. Metal, mirror glass, black glass and refined natural materials such as wood, marble and leather offer more appeal and new sensory experiences. AXOR MyEdition is the first.



The following variants are available as standard for all nine AXOR MyEdition products with their own item numbers:

- / Chrome (body) / Mirror Glass (cover plate) (-000)
- / Chrome / Black Glass (-600)

In addition to the standard variants, the products can be configured individually and ordered with separate item numbers for body and cover plate.



Natural materials for the bathroom – each cover plate is one of a kind

The refined materials reveal themselves in unique ways in AXOR MyEdition cover plates. Each design version is developed in an intensive process, made with precision craftsmanship and tested under the harshest conditions for mixer use in internal fatigue testing. The result is a perfect whole.

The elegant walnut veneer provides a fascinating example. Delicate sheets of wood are used to produce sturdy components with an attractive surface pattern, strikingly brown in color with a striped grain.

The white Lasa marble from South Tyrol is characterized by its fine, gold veins. The cover plates are shaved from the marble block in extremely thin layers, which are meticulously processed to produce stone veneer with a perfect surface feel.

Its dark counterpart, Nero Marquina, comes from quarries in the Basque Country of northern Spain. Deep black, with a distinctive white veining, it evokes the ultimate in **elegance**.

Just as meticulous is the selection of nappa leather of European origin. Due to precision processing, it is especially resilient, so it is also suitable for use in wet areas.

Each cover plate is one of a kind. This makes each AXOR MyEdition mixer into an unmistakable **original**. For the ultimate in **individualization** for wash basins and bathtubs.

To ensure the durability of the cover plates, individual cleaning recommendations are enclosed for each material.

Consistent design language – for mixer and spray

INDEPENDENT ELEMENTS

The fine line separating body and cover plate has the appearance of a shadow gap. This separation between the independent elements is what makes **individualization** possible

MONOLITH

Clear, angular **design** language; solid form

WATER DESIGN

Multisensory experiences: The velvety soft PowderRain spray mode is the sensory counterpart to the linear **design** of the mixer. It provides a unique hand-washing experience

MATERIALS

The cover plate, a variable element on the mixer, can be individualized as desired, e.g. with innovative materials such as leather, marble or wood

ERGONOMICS

The M25LS cartridge enables side handle placement for **ergonomic** use

INDIVIDUALIZATION

The body is the constant element of the mixer and, together with the freedom of choice in selecting monochromatic or combined **AXOR FinishPlus** PVD surfaces, it forms the basis for maximum individualization



New spray formers:

The shape of the water spray is derived from the product design. In this case, a rectangular spray former was developed which, in a fixed position, is equipped with PowderRain spray mode as well as QuickClean function for easily removing calcium deposits.

PowderRain spray mode:

AXOR MyEdition is the first collection with the PowderRain spray mode. Satiny smooth droplets emerge from 170 of the finest spray nozzles for a **sensual**, soft and luxuriant spray experience.



Isolated water conduction:

A separated water conduction is integrated into the metal basic set which separates the conduit from the body so it remains free of lead and nickel concentrations.



Available as standard for AXOR MyEdition are the variants Chrome / Mirror Glass (-000) and Chrome / Black Glass (-600). Glass is particularly hygienic, sturdy and resistant to harsh cleaning agents.



The cover plate in natural Black Walnut has very fine dark brown coloring in various shades. In combination with the AXOR FinishPlus surface Brushed Black Chrome (available exclusively for AXOR MyEdition), it's a real eye-catcher.



The brilliantly white Lasa Covelano Vena Oro Marble is fascinating with its fine, golden veining. It is sourced from a quarry in the Jenn Cliff Massif, the highest quarry in Europe, at an elevation of more than 2,220 meters.



The black Nero Marquina Marble is an exquisite, black limestone with distinctive, white quartz veining. Because it can be polished, it is called marble. The white quartz veins were formed in the later stages of the rock's development.



European Nappa Leather brings a sense of coziness to the bathroom. The gray leather has a fine, natural structure and a soft, smooth feel.



AXOR FinishPlus surfaces bring color into the bathroom. In addition to color-in-color combinations with polished or hand-brushed variants, bi-color variants can also be realized simply by exchanging the body and top.

Individualization for the bathtub



The individualization concept of AXOR MyEdition can also be applied to bathtubs.

The black Nero Marquina Marble cover plate with its striking white veining is a distinctive highlight on the four-hole rim-mounted mixer.

AXOR offers a modular cover plate to realize different AXOR MyEdition faucet, each adorned with its customer's own, personally chosen material. In this way, a personal statement becomes a meaningful narrative, symbolizing a certain element, a special mood, a remembered landscape, a lasting image. The ideas materialized in the mixer's cover plate and surface finish reflect the texture of one's own identity.





Especially impressive as well is the white Lasa Covelano Vena Oro Marble cover plate in combination with the floor-standing bathtub mixer.

Collection overview and combination options








Mirror Glass			Black Glass			Chrome			15 PVD surface finishes		
Plate 200	Plate 245	Plate 117	Plate 200	Plate 245	Plate 117	Plate 200	Plate 245	Plate 117	Plate 200	Plate 245	Plate 117

Product body	Product description	Material	Mirror Glass			Black Glass			Chrome			15 PVD surface finishes		
			Plate 200	Plate 245	Plate 117	Plate 200	Plate 245	Plate 117	Plate 200	Plate 245	Plate 117	Plate 200	Plate 245	Plate 117
	Single lever basin mixer 70	Standard Chrome products	47010000			47010600								
	Single lever basin mixer 70 without plate	Chrome	47012000 47900000			47012000 47900600			47012000 47903000			47012000 47903XXX		
		15 PVD surface finishes	47012XXX 47900000			47012XXX 47900600			47012XXX 47903000			47012XXX 47903XXX		
	Single lever basin mixer 230	Standard Chrome products		47020000		47020600								
	Single lever basin mixer 230 without plate	Chrome		47022000 47901000		47022000 47901600			47022000 47904000			47022000 47904XXX		
		15 PVD surface finishes		47022XXX 47901000		47022XXX 47901600			47022XXX 47904000			47022XXX 47904XXX		
	3-hole basin mixer 70	Standard Chrome products	47050000			47050600								
	3-hole basin mixer 70 without plate	Chrome	47052000 47900000			47052000 47900600			47052000 47903000			47052000 47903XXX		
		15 PVD surface finishes	47052XXX 47900000			47052XXX 47900600			47052XXX 47903000			47052XXX 47903XXX		
	Single lever basin mixer for concealed installation	Standard Chrome products		47060000		47060600								
	Single lever basin mixer for concealed installation without plate	Chrome		47062000 47901000		47062000 47901600			47062000 47904000			47062000 47904XXX		
		15 PVD surface finishes		47062XXX 47901000		47062XXX 47901600			47062XXX 47904000			47062XXX 47904XXX		
	Single lever basin mixer floor-standing	Standard Chrome products		47040000		47040600								
	Single lever basin mixer floor-standing without plate	Chrome		47042000 47901000		47042000 47901600			47042000 47904000			47042000 47904XXX		
		15 PVD surface finishes		47042XXX 47901000		47042XXX 47901600			47042XXX 47904000			47042XXX 47904XXX		
	Single lever bidet mixer	Standard Chrome products			47210000			47210600						
	Single lever bidet mixer without plate	Chrome		47212000 47902000			47212000 47902600			47212000 47905000			47212000 47905XXX	
		15 PVD surface finishes		47212XXX 47902000		47212XXX 47902600			47212XXX 47902600			47212XXX 47905000		47212XXX 47905XXX
	4-hole rim mounted bath mixer	Standard Chrome products	47430000			47430600								
	4-hole rim mounted bath mixer without plate	Chrome	47432000 47900000			47432000 47900600			47432000 47903000			47432000 47903XXX		
		15 PVD surface finishes	47432XXX 47900000			47432XXX 47900600			47432XXX 47903000			47432XXX 47903XXX		
	Single lever bath mixer floor-standing	Standard Chrome products		47440000		47440600								
	Single lever bath mixer floor-standing without plate	Chrome		47442000 47901000		47442000 47901600			47442000 47904000			47442000 47904XXX		
		15 PVD surface finishes		47442XXX 47901000		47442XXX 47901600			47442XXX 47904000			47442XXX 47904XXX		
	Bath spout	Standard Chrome products	47410000			47410600								
	Bath spout without plate	Chrome	47412000 47900000			47412000 47900600			47412000 47903000			47412000 47903XXX		
		15 PVD surface finishes	47412XXX 47900000			47412XXX 47900600			47412XXX 47903000			47412XXX 47903XXX		

*For exact positioning of the individual material on the AXOR MyEdition support plate, the corresponding template is required as an optional accessory.

AXOR MyEdition products are available with surfaces in Chrome/ Mirror Glass-000, Chrome/ Black Glass-600 as well as in AXOR FinishPlus-xxx surfaces.

Product cover plates														
														
Wood: Black Walnut			White Marble: Lasa Covelano Vena Oro			Black Marble: Nero Marquina			Leather: Gray Nappa Leather			Carrier plate for custom material		
Plate 200	Plate 245	Plate 117	Plate 200	Plate 245	Plate 117	Plate 200	Plate 245	Plate 117	Plate 200	Plate 245	Plate 117	Plate 200	Plate 245	Plate 117
47012000 47906000			47012000 47909000			47012000 47913000			47012000 47916000			47012000 47921000*		
47012XXX 47906000			47012XXX 47909000			47012XXX 47913000			47012XXX 47916000			47012XXX 47921000*		
	47022000 47907000			47022000 47910000			47022000 47914000			47022000 47917000			47022000 47922000*	
	47022XXX 47907000			47022XXX 47910000			47022XXX 47914000			47022XXX 47917000			47022XXX 47922000*	
47052000 47906000			47052000 47909000			47052000 47913000			47052000 47916000			47052000 47921000*		
47052XXX 47906000			47052XXX 47909000			47052XXX 47913000			47052XXX 47916000			47052XXX 47921000*		
	47062000 47907000			47062000 47910000			47062000 47914000			47062000 47917000			47062000 47922000*	
	47062XXX 47907000			47062XXX 47910000			47062XXX 47914000			47062XXX 47917000			47062XXX 47922000*	
	47042000 47907000			47042000 47910000			47042000 47914000			47042000 47917000			47042000 47922000*	
	47042XXX 47907000			47042XXX 47910000			47042XXX 47914000			47042XXX 47917000			47042XXX 47922000*	
		47212000 47908000			47212000 47911000			47212000 47915000			47212000 47918000			47212000 47923000*
		47212XXX 47908000			47212XXX 47911000			47212XXX 47915000			47212XXX 47918000			47212XXX 47923000*
47432000 47906000			47432000 47909000			47432000 47913000			47432000 47916000			47432000 47921000*		
47432XXX 47906000			47432XXX 47909000			47432XXX 47913000			47432XXX 47916000			47432XXX 47921000*		
	47442000 47907000			47442000 47910000			47442000 47914000			47442000 47917000			47442000 47922000*	
	47442XXX 47907000			47442XXX 47910000			47442XXX 47914000			47442XXX 47917000			47442XXX 47922000*	
47412000 47906000			47412000 47909000			47412000 47913000			47412000 47916000			47412000 47921000*		
47412XXX 47906000			47412XXX 47909000			47412XXX 47913000			47412XXX 47916000			47412XXX 47921000*		

For matching products please refer to the AXOR Program chapters

Single lever basin mixers

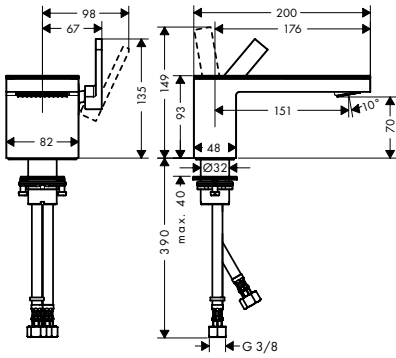
Features of all variants

/ spray type: PowderRain
 / maximum flow rate at 3 bar: 5 l/min
 / ceramic cartridge
 / temperature limitation adjustable

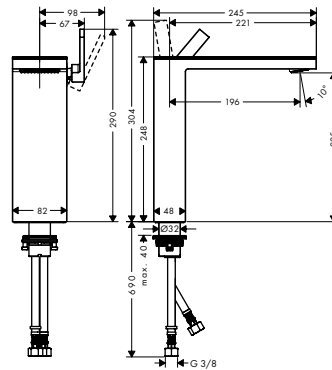
/ with isolated water conduction - without contact
 with nickel and lead
 / suitable for continuous flow water heaters
 / push-open waste set G 1 1/4

/ connection type: G 3/8 connections
 / connection dimension: DN15

70 with plate



230 without plate



Sustainability



Technologies



Overview variants

ComfortZone	projection (mm)	spout height (mm)	for wash bowls	cover	finish	code no.
70	151	70	-	with plate	Chrome/Mirror Glass Chrome/Black Glass	47010000 47010600
70	151	70	-	without plate	Chrome Brushed Bronze Brushed Black Chrome AXOR FinishPlus*	47012000 47012140 47012340 47012XXX
230	196	225	■	with plate	Chrome/Mirror Glass Chrome/Black Glass	47020000 47020600
230	196	225	■	without plate	Chrome Brushed Bronze Brushed Black Chrome AXOR FinishPlus*	47022000 47022140 47022340 47022XXX

Single lever basin mixers for concealed installation wall-mounted

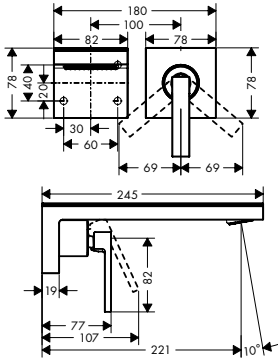
Features of all variants

/ projection: 221 mm
 / spray type: PowderRain
 / maximum flow rate at 3 bar: 5 l/min
 / ceramic cartridge
 / temperature limitation adjustable

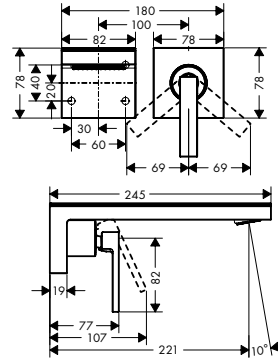
/ with isolated water conduction - without contact
 with nickel and lead
 / suitable for continuous flow water heaters
 / non-closing waste set
 / connection type: basic set

/ connection dimension: DN15
 / handle can be positioned on the right or left,
 depending on the basic set installation

221 with plate



221 without plate



Sustainability



Technologies



Overview variants

cover	finish	code no.
with plate	Chrome/Mirror Glass	47060000
	Chrome/Black Glass	47060600
without plate	Chrome	47062000
	Brushed Bronze	47062140
	Brushed Black Chrome	47062340
	AXOR FinishPlus*	47062XXX

Required parts:



Basic set for single lever basin mixer for concealed installation wall-mounted

code no.

13623180

Optional parts:



Extension set 25 mm for single lever basin mixer wall-mounted

code no.

13586000

* AXOR FinishPlus: For further AXOR FinishPlus surfaces please see the AXOR FinishPlus overview on page 24.

3-hole basin mixers

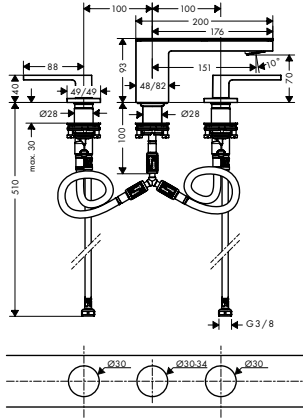
Features of all variants

/ ComfortZone 70
 / projection: 151 mm
 / spout height: 70 mm
 / spray type: PowderRain

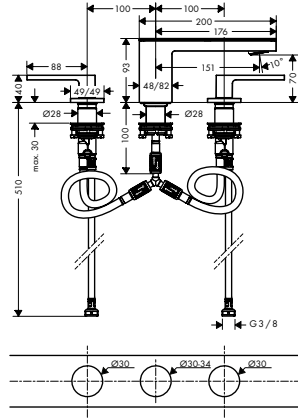
/ maximum flow rate at 3 bar: 5 l/min
 / ceramic valves hot/ cold 90°
 / with isolated water conduction - without contact with nickel and lead

/ suitable for continuous flow water heaters
 / push-open waste set G 1 1/4
 / connection type: G 3/8 connections
 / connection dimension: DN15

70 with plate



70 without plate



Sustainability



Technologies



Overview variants

ComfortZone	projection (mm)	spout height (mm)	cover	finish	code no.
70	151	70	with plate	Chrome/Mirror Glass Chrome/Black Glass	47050000 47050600
70	151	70	without plate	Chrome Brushed Bronze Brushed Black Chrome AXOR FinishPlus*	47052000 47052140 47052340 47052XXX

Optional parts:



Hose extension set for 3-hole basin mixer

code no.

38959000

Single lever basin mixers floor-standing

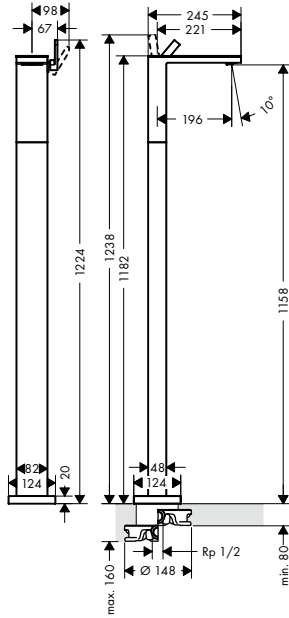
Features of all variants

- / projection: 196 mm
- / spout height: 1158 mm
- / spray type: PowderRain
- / maximum flow rate at 3 bar: 5 l/min

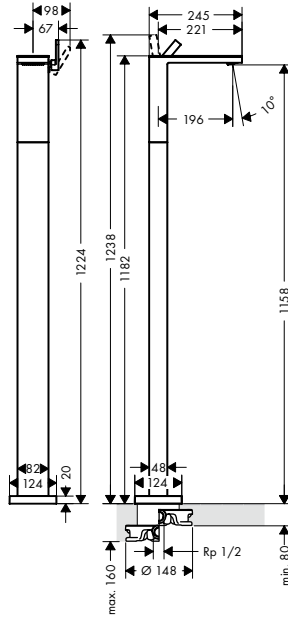
- / ceramic cartridge
- / temperature limitation adjustable
- / with isolated water conduction - without contact with nickel and lead

- / suitable for continuous flow water heaters
- / push-open waste set G 1 1/4
- / connection type: basic set
- / connection dimension: DN15

with plate



without plate



Sustainability



Technologies



Overview variants

cover	finish	code no.
with plate	Chrome/Mirror Glass	47040000
	Chrome/Black Glass	47040600
without plate	Chrome	47042000
	Brushed Bronze	47042140
	Brushed Black Chrome	47042340
	AXOR FinishPlus*	47042XXX

Required parts:



Basic set for mixers floor-standing

code no.

10452180

Optional parts:



Sealing foil for basic set bath mixer floor-standing

code no.

96441000

* AXOR FinishPlus: For further AXOR FinishPlus surfaces please see the AXOR FinishPlus overview on page 24.

Single lever bidet mixers

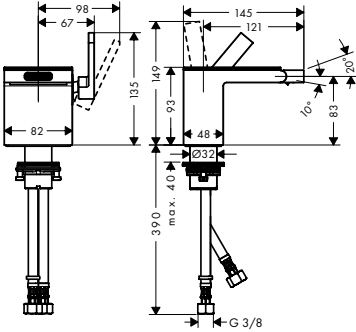
Features of all variants

- / projection 121 mm
- / spout height: 83 mm
- / aerator with ball pivot
- / spray type: Normal spray
- / maximum flow rate at 3 bar: 5 l/min

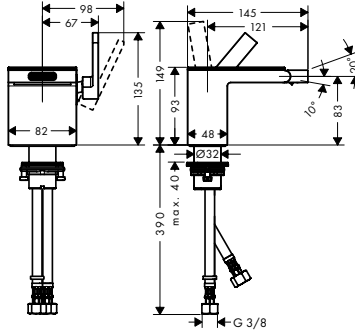
- / ceramic cartridge
- / temperature limitation adjustable
- / isolated water conduction - without contact with nickel and lead
- / suitable for continuous flow water heaters

- / push-open waste set G 1 1/4
- / connection type: G 3/8 connections
- / connection dimension: DN15

with plate



without plate



Sustainability



Technologies



Overview variants

cover	finish	code no.
with plate	Chrome/Mirror Glass	47210000
	Chrome/Black Glass	47210600
without plate	Chrome	47212000
	Brushed Bronze	47212140
	Brushed Black Chrome	47212340
	AXOR FinishPlus*	47212XXX

Single lever bath mixers floor-standing

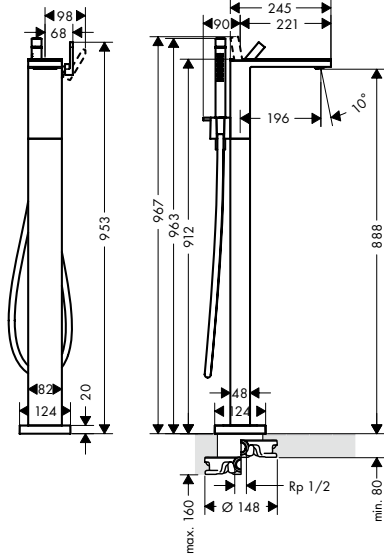
Features of all variants

- / 2 functions
- / projection: 196 mm
- / spray type mixer: Normal spray
- / spray type hand shower: Rain, Mono
- / maximum flow rate at 3 bar: 20 l/min

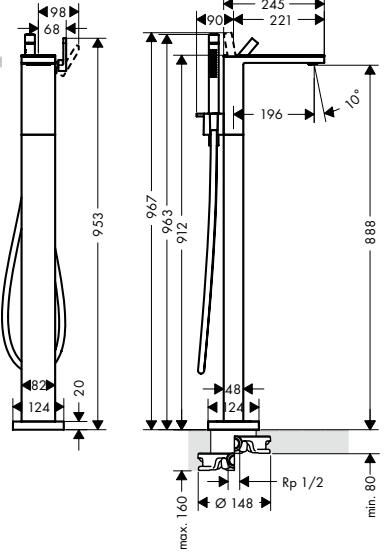
- / flow rate for bath spout at 3 bar: 20 l/min
- / flow rate of hand shower at 3 bar: 13 l/min
- / Ceramic cartridge
- / temperature limitation adjustable
- / diverter with automatic resetting

- / non-return valve
- / connection dimension: DN15
- / connection type: basic set
- / min. operating pressure: 1 bar
- / max. operating pressure: 10 bar

with plate



without plate



Technologies



Spray types



Overview variants

cover	finish	code no.
with plate	Chrome/Mirror Glass	47440000
	Chrome/Black Glass	47440600
without plate	Chrome	47442000
	Brushed Bronze	47442140
	Brushed Black Chrome	47442340
	AXOR FinishPlus*	47442XXX

Required parts:



Basic set for mixers floor-standing

code no.

10452180

Optional parts:



Sealing foil for basic set bath mixer floor-standing

code no.

96441000

* AXOR FinishPlus: For further AXOR FinishPlus surfaces please see the AXOR FinishPlus overview on page 24.

4-hole rim mounted bath mixers

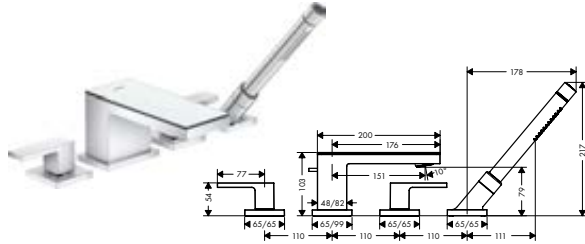
Features of all variants

/ 2 functions
 / projection: 151 mm
 / spray type mixer: Normal spray
 / spray type hand shower: Rain, Mono
 / maximum pull-out length of hand shower: 1.10 m

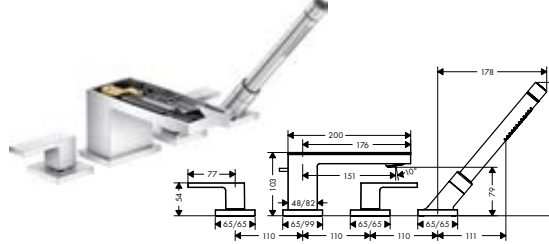
/ maximum flow rate at 3 bar: 22 l/min
 / flow rate for bath spout at 3 bar: 22 l/min
 / flow rate of hand shower at 3 bar: 16 l/min
 / ceramic valves hot/ cold 90°
 / diverter with automatic resetting

/ connection dimension: DN15
 / connection type: basic set
 / min. operating pressure: 1 bar
 / max. operating pressure: 10 bar

with plate



without plate



Technologies



Spray types



Overview variants

cover	finish	code no.
with plate	Chrome/Mirror Glass	47430000
	Chrome/Black Glass	47430600
without plate	Chrome	47432000
	Brushed Bronze	47432140
	Brushed Black Chrome	47432340
	AXOR FinishPlus*	47432XXX

Required parts:



Basic set for 4-hole rim mounted bath mixer

code no.

15480180

Bath spouts

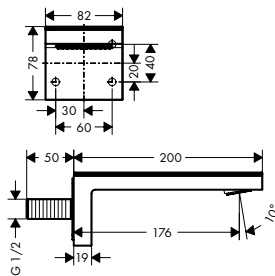
Features of all variants

/ 1 function
 / projection 176 mm

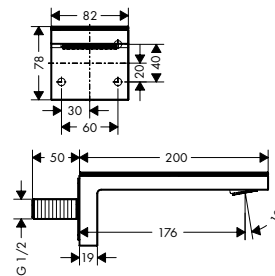
/ wall-mounted
 / maximum flow rate at 3 bar: 24 l/min

/ connection dimension: DN15
 / spray type: Normal spray

with plate



without plate



Technologies



Overview variants

cover	finish	code no.
with plate	Chrome/Mirror Glass	47410000
	Chrome/Black Glass	47410600
without plate	Chrome	47412000
	Brushed Bronze	47412140
	Brushed Black Chrome	47412340
	AXOR FinishPlus*	47412XXX

Measurements within scale drawings are in mm.

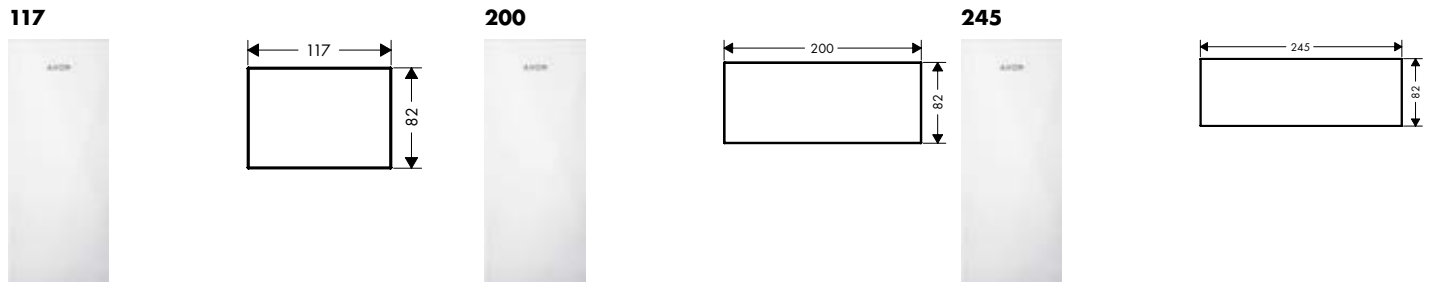
Technical specifications and units of measure are subject to change.

Plates metal

Features of all variants

/ material: metal

/ removable



Overview variants

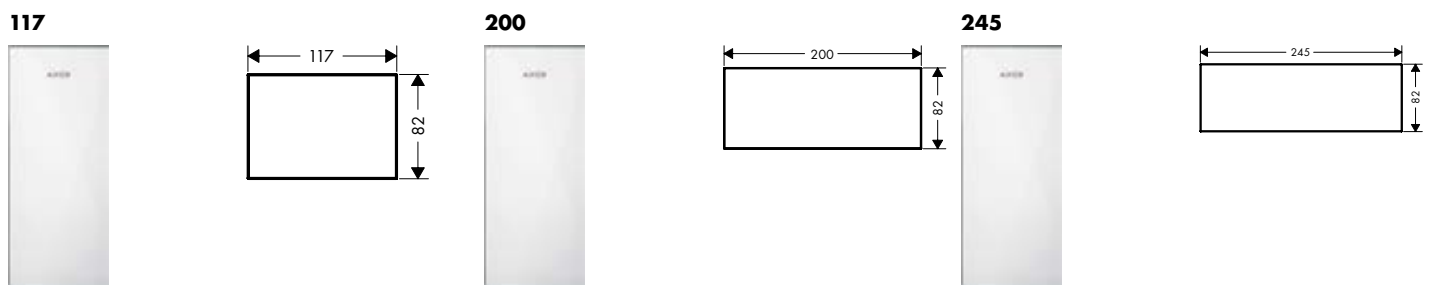
length (mm)	finish	code no.
117	Chrome	47905000
	Brushed Bronze	47905140
	Brushed Black Chrome	47905340
	AXOR FinishPlus*	47905XXX
200	Chrome	47903000
	Brushed Bronze	47903140
	Brushed Black Chrome	47903340
	AXOR FinishPlus*	47903XXX
245	Chrome	47904000
	Brushed Bronze	47904140
	Brushed Black Chrome	47904340
	AXOR FinishPlus*	47904XXX

Plates glass

Features of all variants

/ material: glass

/ removable



Overview variants

length (mm)	finish	code no.
117	Mirror	47902000
	Black	47902600
200	Mirror	47900000
	Black	47900600
245	Mirror	47901000
	Black	47901600

* AXOR FinishPlus: For further AXOR FinishPlus surfaces please see the AXOR FinishPlus overview on page 24.

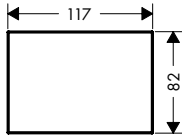
Plates American Walnut

Features of all variants

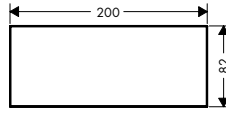
/ material: walnut
/ removable

/ since wood is a natural material, each piece is unique, and wood markings may vary

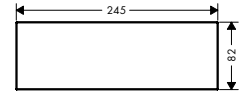
117



200



245



Overview variants

length (mm)	finish	code no.
117	● Black Walnut	47908000
200	● Black Walnut	47906000
245	● Black Walnut	47907000

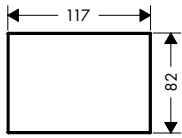
Plates Marble Lasa Covelano Vena Oro

Features of all variants

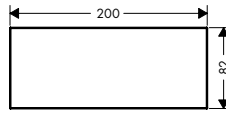
/ material: marble
/ removable

/ since marble is a natural material, each piece is unique, and marbling markings may vary

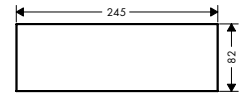
117



200



245



Overview variants

length (mm)	finish	code no.
117	○ Marble Lasa Covelano Vena Oro	47911000
200	○ Marble Lasa Covelano Vena Oro	47909000
245	○ Marble Lasa Covelano Vena Oro	47910000

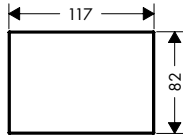
Plates Marble Nero Marquina

Features of all variants

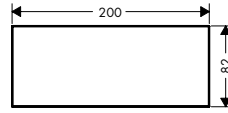
/ material: marble
/ removable

/ since marble is a natural material, each piece is unique, and marbling markings may vary

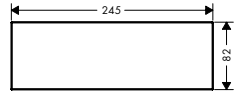
117



200



245



Overview variants

	length (mm)	finish	code no.
	117	● Marble Nero Marquina	47915000
	200	● Marble Nero Marquina	47913000
	245	● Marble Nero Marquina	47914000

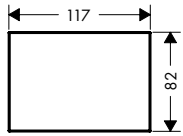
Plates Leather

Features of all variants

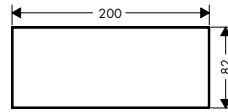
/ material: leather

/ removable

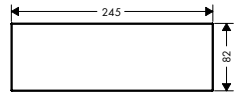
117



200



245



Overview variants

	length (mm)	finish	code no.
	117	● Leather	47918000
	200	● Leather	47916000
	245	● Leather	47917000

Mounting plates

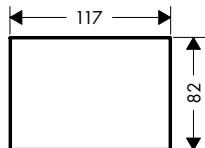
Features of all variants

/ the mounting plate is required to attach an individual material to the AXOR MyEdition products without plate
 / material thickness: recommended 3-5 mm (individual material)

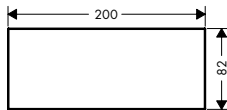
/ material: stainless steel
 / the corresponding AXOR MyEdition template is required for exact positioning of the individual material on the mounting plate
 / removable

/ with rubber seal for tight fit
 / not included: individual material, glue

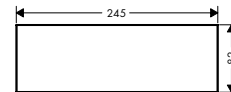
117



200



245



Overview variants

length (mm)	code no.
117	47923000
200	47921000
245	47922000

Required parts:

Required parts:	For	code no.
Template 117	47923XXX	47924000
Template 200	47921XXX	47925000
Template 245	47922XXX	47926000

Template 117

Features

/ for exact positioning during gluing of the individual material on the AXOR MyEdition mounting

plate # 47923000
 / the template can be used several times

/ not included: individual material, glue



code no.
47924000

Template 200

Features

/ for exact positioning during gluing of the individual material on the AXOR MyEdition mounting

plate # 47921000
/ the template can be used several times

/ not included: individual material, glue



code no.

47925000

Template 245

Features

/ for exact positioning during gluing of the individual material on the AXOR MyEdition mounting

plate # 47922000
/ the template can be used several times

/ not included: individual material, glue



code no.

47926000



AXOR Starck

Basin	160
Bidet	164
Bath	165
Shower	169
Thermostatic mixers / valves /diverters	170
Overhead showers	173
Hand showers	174
Showers sets	175
AXOR Starck V	182





“THE IDEA WITH AXOR STARCK WAS TO MAKE A DESIGN THAT WAS DEEPLY, STRUCTURALLY RESPECTFUL OF WATER. THE FIRST THING TO BRING WATER IN HISTORY WAS THE PUMP, AND SO THE IDEA WAS TO MAKE SOMETHING AS SIMPLE AS THIS.”

Philippe Starck

AXOR Starck

Minimalist bathroom design

AXOR Starck embodies the **aesthetic** of **minimalism**. The design focuses on the essential. A familiar shape, uncompromising in function, with an elemental connection to water. And therefore, an **archetype**: The collection is inspired by the historic hand pump used to pump water from wells.

Design: Philippe Starck

CHARACTERISTIC DESIGN FEATURE:

Rigorously cylindrical with a diagonal spout.

THE DESIGNER'S IDEA:

A **minimalist** statement: The basic form is derived from the historical hand pump – the first and most elementary object that made water available. Everything here has to do with the pure water and its beauty.

SPECIAL COLLECTION HIGHLIGHTS:

- / Three handle variants: the **classic** feather handle, the **modern** pin handle and the **ergonomic** lever handle
- / Mixers in various ComfortZones that can be combined with various wash basins
- / AXOR Starck has been a bestseller for 25 years and is now a **design classic**
- / Innovative baton hand shower: the first of its kind and now a **classic**

Learn more about AXOR Starck:

axor-design.com

Three single lever mixers – three handle variants

Three handles, one design: from the classic feather handle – the **original** from 1994 and a **classic** today – to the modern, totally streamlined pin handle and the ergonomic lever handle. The iconic, diagonal spout shape and the minimalist design underscore the focus on the essentials.



AXOR STARCK SINGLE LEVER WASH
BASIN MIXER WITH LEVER HANDLE

- / Lever handle: The **ergonomic** lever handle represents modern **minimalism**
- / Available in three heights: 80, 100, 250
- / A CoolStart variant for saving energy and water is available

AXOR STARCK SINGLE LEVER WASH BASIN MIXER WITH PIN HANDLE

- / Pin handle with integrated joystick cartridge: The sophisticated handle completes the **minimalist** design
- / Integrated cartridge enables a slim body
- / Three simple cylinders engender the minimalist design
- / Available in four heights: 70, 90, 170, 250

AXOR STARCK SINGLE LEVER WASH
BASIN MIXER WITH FEATHER HANDLE

- / Feather handle: **classic** form with a wink. The feather is a surprising detail within the overall minimalist look
- / Available in three heights: 60, 70, 220
- / Original design from 1994: inspired by the hand pump





A luxurious shower experience for indoors and outdoors with the AXOR Starck shower column

The **minimalist** in the shower. Uncompromisingly streamlined, the shapes come together to form a unique whole: a circle. A cylinder. A rod. The result is a one-of-a-kind shower column – now also for outdoor use.

AXOR OVERHEAD SHOWER 240 1JET

- / High-quality metal disc with generous diameter (240 mm)
- / Enveloping PowderRain spray
- / With user-friendly QuickClean cleaning function

- / Indoor version: Thermostat with scalding protection at 40 °C
- / Outdoor version: MR32 mixing cartridge for temperature control


- / Switching between overhead and hand showers and integrated volume control

AXOR BATON HAND SHOWER 2JET

- / A **classic** in **design** and function. The baton hand shower sets the for innovative control: simple rotation allows users to switch between the soft Rain spray and the powerful Mono spray
- / Positioned in a high-quality metal holder


- / Indoor version: Basic set (#10902180) for the shower column positioned behind the wall flange
- / Outdoor version: Adapter set for quick and easy installation and removal, as well as for fast draining to keep from freezing in the winter – included in delivery

- / The shower column pipe makes it seem as if the water is coming directly out of the floor





Minimalist look for the bathtub



An icon for your bathtub: Clear, linear forms with a diagonal spout that recalls the historical hand pump. The floor-standing bathtub mixer is particularly suitable for free-standing bathtubs.

VARIOUS HANDLE VARIANTS

/ Available with various handle variants to match the selected wash basin mixer

SWITCHING OUTLETS

/ Switching from bathtub mixer to hand shower is done at the bath spout
/ Flow rate: 22 l/min (at 3 bar)

METAL EFFECT SHOWER HOSE 1.25 M (# 28282000)

AND BATON HAND SHOWER 2JET (# 28532000)

/ Included in scope of delivery

For matching products please refer to the AXOR Program chapters





Single lever basin mixers for hand washbasins

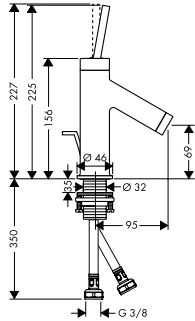
Features of all variants

/ consists of: single lever basin mixer, waste set
 / spray type: Normal spray
 / maximum flow rate at 3 bar: 5 l/min

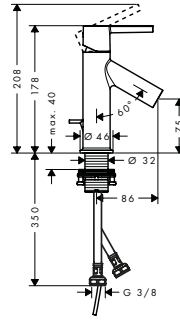
/ ceramic cartridge
 / suitable for continuous flow water heaters
 / pop-up waste set G 1 1/4

/ connection type: G 3/8 connections
 / connection dimension: DN15

70



80



Sustainability



Technologies



Overview variants

ComfortZone	projection (mm)	spout height (mm)	handle version	finish	code no.
70	95	69	pin	Chrome	10116000
				Brushed Black Chrome	10116340
				AXOR FinishPlus*	10116XXX
80	86	75	lever	Chrome	10102000
				Brushed Black Chrome	10102340
				AXOR FinishPlus*	10102XXX

Single lever basin mixers

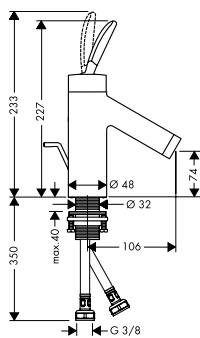
Features of all variants

/ consists of: single lever basin mixer, waste set
 / ComfortZone 70
 / projection: 106 mm
 / spout height: 74 mm

/ spray type: Normal spray
 / maximum flow rate at 3 bar: 5 l/min
 / ceramic cartridge
 / suitable for continuous flow water heaters

/ connection type: G 3/8 connections
 / connection dimension: DN15

70



Sustainability



Technologies



Overview variants

waste set	finish	code no.
pop-up	Chrome	10010000
	AXOR FinishPlus*	10010XXX
non-closing	Chrome	10018000
	AXOR FinishPlus*	10018XXX

Single lever basin mixers with pin handle

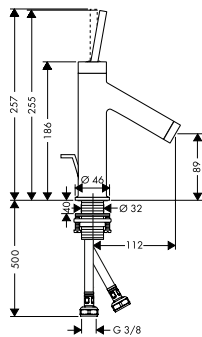
Features of all variants

/ consists of: single lever basin mixer, waste set
 / projection: 112 mm
 / spray type: Normal spray

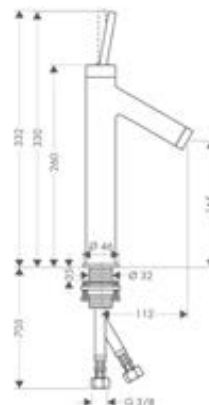
/ maximum flow rate at 3 bar: 5 l/min
 / ceramic cartridge
 / suitable for continuous flow water heaters

/ connection type: G 3/8 connections
 / connection dimension: DN15

90



170



250



Sustainability



Technologies



Overview variants

ComfortZone	projection (mm)	spout height (mm)	waste set	for wash bowls	finish	code no.
90	112	89	pop-up	-	Chrome	10111000
					Brushed Black Chrome	10111340
					AXOR FinishPlus*	10111XXX
90	112	89	non-closing	-	Chrome	10117000
					Brushed Black Chrome	10117340
					AXOR FinishPlus*	10117XXX
170	112	165	non-closing	-	Chrome	10123000
					Brushed Black Chrome	10123340
					AXOR FinishPlus*	10123XXX
250	112	250	non-closing	■	Chrome	10129000
					Brushed Black Chrome	10129340
					AXOR FinishPlus*	10129XXX

* AXOR FinishPlus: For further AXOR FinishPlus surfaces please see the AXOR FinishPlus overview on page 24.

Single lever basin mixers with lever handle

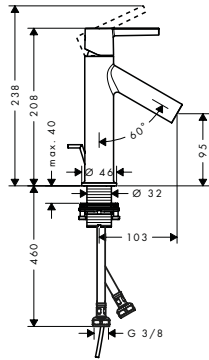
Features of all variants

/ consists of: single lever basin mixer, waste set
 / spray type: Normal spray
 / ceramic cartridge

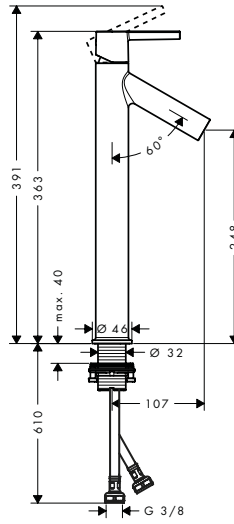
/ temperature limitation adjustable
 / suitable for continuous flow water heaters
 / connection type: G 3/8 connections

/ connection dimension: DN15

100



250



Sustainability



Technologies



Overview variants

Comfort-Zone	projection (mm)	spout height (mm)	waste set	CoolStart	for wash bowls	max. flow rate at 3 bar (l/min)	finish	code no.
100	103	95	pop-up	■	-	3.5	● Chrome ● Brushed Black Chrome ● AXOR FinishPlus*	10007000 10007340 10007XXX
100	103	95	pop-up	-	-	5	● Chrome ● Brushed Black Chrome ● AXOR FinishPlus*	10001000 10001340 10001XXX
100	103	95	non-closing	-	-	5	● Chrome ● Brushed Black Chrome ● AXOR FinishPlus*	10003000 10003340 10003XXX
250	107	248	non-closing	-	■	5	● Chrome ● Brushed Black Chrome ● AXOR FinishPlus*	10103000 10103340 10103XXX

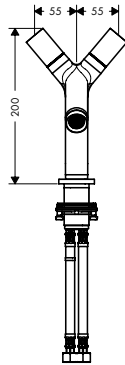
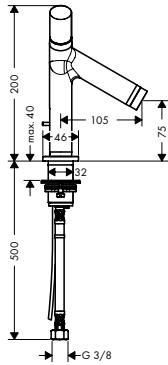
i 10003XXX This product is only available in the AXOR FinishPlus surface Brushed Red Gold via AXOR Signature.

2-handle basin mixer 80 with pop-up waste set**Features**

/ consists of: 2-handle basin mixer, waste set
 / ComfortZone 80
 / projection: 105 mm
 / spout height: 75 mm

/ spray type: Normal spray
 / maximum flow rate at 3 bar: 5 l/min
 / ceramic valves hot/ cold 180°
 / suitable for continuous flow water heaters

/ pop-up waste set G 1¼
 / connection type: G ¾ connections
 / connection dimension: DN15

**Sustainability****Technologies**

finish	code no.
Chrome	10030000
AXOR FinishPlus*	10030XXX



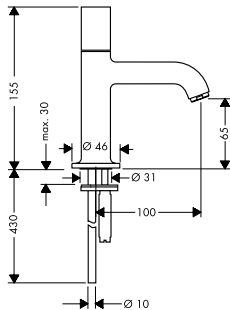
This product is only available in the AXOR FinishPlus surface Polished Red Gold via AXOR Signature.

Pillar tap 70 without waste set**Features**

/ ComfortZone 70
 / projection: 100 mm
 / spout height: 65 mm

/ spray type: Normal spray
 / maximum flow rate at 3 bar: 5 l/min
 / ceramic valve 180°

/ for cold water connection
 / connection type: copper pipe connections
 / connection dimension: DN15

**Sustainability****Technologies**

finish	code no.
Chrome	38130000
Brushed Black Chrome	38130340
AXOR FinishPlus*	38130XXX

Single lever bidet mixers

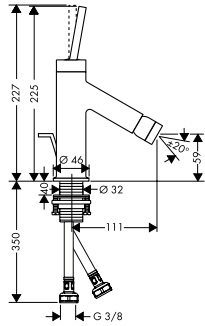
Features of all variants

/ consists of: single lever bidet mixer, waste set
 / aerator with ball pivot
 / spray type: Normal spray

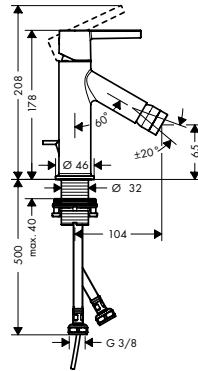
/ maximum flow rate at 3 bar: 7,5 l/min
 / ceramic cartridge
 / suitable for continuous flow water heaters

/ pop-up waste set G 1¼
 / connection type: G ¾ connections
 / connection dimension: DN15

pin handle



lever handle



Technologies



Overview variants

projection (mm)	spout height (mm)	handle version	finish	code no.
111	59	pin	Chrome	10211000
			Brushed Black Chrome	10211340
			AXOR FinishPlus*	10211XXX
104	65	lever	Chrome	10214000
			Brushed Black Chrome	10214340
			AXOR FinishPlus*	10214XXX

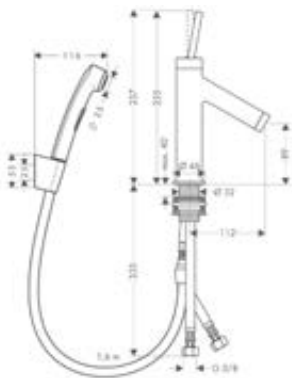
Single lever basin mixer 90 with bidette hand shower and shower hose 1.60 m

Features

/ consists of: single lever basin mixer, bidette hand shower, shower holder, shower hose, waste set
 / ComfortZone 90
 / projection: 112 mm
 / spout height: 89 mm

/ spray type: Normal spray
 / spray type Bidette: shower spray
 / maximum flow rate at 3 bar: 5 l/min
 / ceramic cartridge
 / suitable for continuous flow water heaters

/ push-open waste set G 1¼
 / connection type: G ¾ connections
 / connection dimension: DN15



Sustainability



Technologies



finish	code no.
Chrome	10300000
Brushed Black Chrome	10300340
AXOR FinishPlus*	10300XXX

i This product is only available in the AXOR FinishPlus surface Polished Gold Optic via AXOR Signature.

Single lever bath mixers for exposed installation

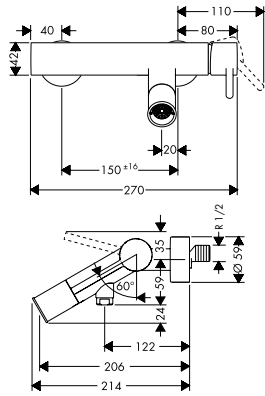
Features of all variants

- / 2 functions
- / projection: 200 mm
- / centre distance: 150 ± 16 mm
- / spray type mixer: Normal spray
- / maximum flow rate at 3 bar: 18 l/min
- / flow rate for bath spout at 3 bar: 18 l/min

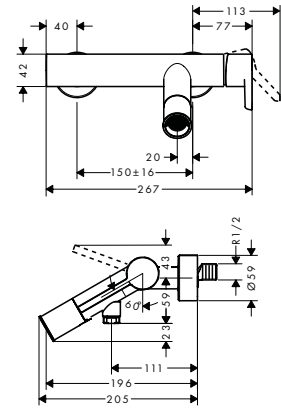
- / flow rate of hand shower at 3 bar: 16 l/min
- / ceramic cartridge
- / temperature limitation adjustable
- / diverter with automatic resetting
- / non-return valve
- / with silencer

- / suitable for continuous flow water heaters
- / connection dimension: DN15
- / connection type: s-shaped connections
- / min. operating pressure: 1 bar
- / max. operating pressure: 10 bar

pin handle



lever handle



Technologies



Overview variants

handle version	finish	code no.
pin	Chrome	10411000
	Brushed Black Chrome	10411340
	AXOR FinishPlus*	10411XXX
lever	Chrome	10465000
	Brushed Black Chrome	10465340
	AXOR FinishPlus*	10465XXX

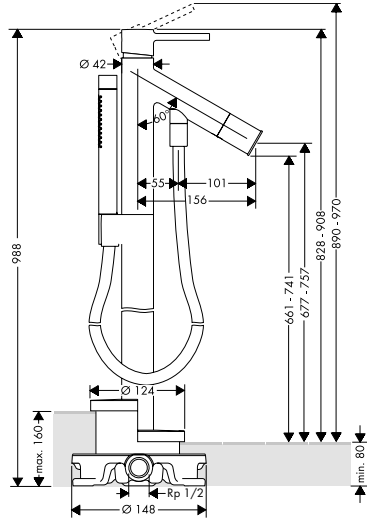
* AXOR FinishPlus: For further AXOR FinishPlus surfaces please see the AXOR FinishPlus overview on page 24.

Single lever bath mixers floor-standing

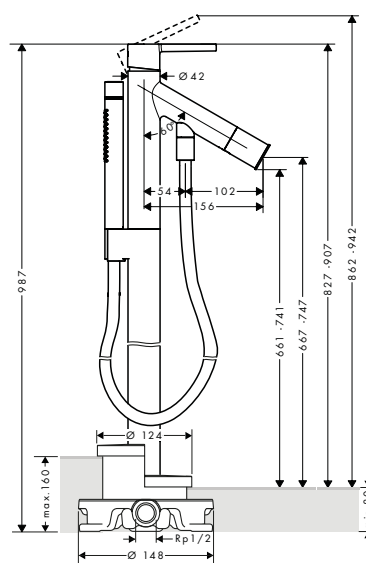
Features of all variants

- / 2 functions
- / projection: 156 mm
- / spray type mixer: Normal spray
- / spray type hand shower: Rain, Mono
- / maximum flow rate at 3 bar: 18 l/min
- / flow rate for bath spout at 3 bar: 18 l/min
- / flow rate of hand shower at 3 bar: 15 l/min
- / ceramic cartridge
- / temperature limitation adjustable
- / diverter with automatic resetting
- / non-return valve
- / suitable for continuous flow water heaters
- / connection dimension: DN15
- / connection type: basic set
- / min. operating pressure: 1 bar
- / max. operating pressure: 10 bar

pin handle



lever handle



Technologies



Spray types






Overview variants

handle version	finish	code no.
pin	Chrome	10456000
	Brushed Black Chrome	10456340
	AXOR FinishPlus*	10456XXX
lever	Chrome	10455000
	Brushed Black Chrome	10455340
	AXOR FinishPlus*	10455XXX

Required parts:

	code no.
 Basic set for mixers floor-standing	10452180

Optional parts:

	finish	code no.
 Sealing foil for basic set bath mixer floor-standing		96441000
 Extension 60 mm for spout	Chrome	10981000
	AXOR FinishPlus*	10981XXX
 Extension 60 mm for pipe		97686000

Single lever bath mixers for concealed installation

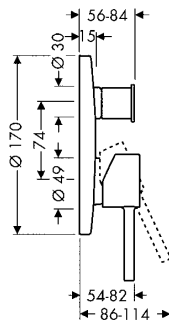
Features of all variants

/ 2 functions
/ ceramic cartridge

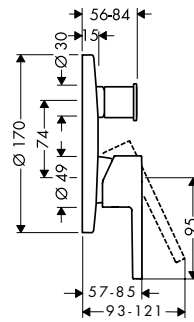
/ temperature limitation adjustable
/ diverter with automatic resetting

/ suitable for continuous flow water heaters
/ connection type: basic set

pin handle



lever handle



Overview variants

handle version	security combination EN 1717	max. flow rate at 3 bar (l/min)	finish	code no.
pin	-	29	Chrome	10416000
			Brushed Black Chrome	10416340
			AXOR FinishPlus*	10416XXX
pin	■	26	Chrome	10418000
			Brushed Black Chrome	10418340
			AXOR FinishPlus*	10418XXX
lever	-	29	Chrome	10414000
			Brushed Black Chrome	10414340
			AXOR FinishPlus*	10414XXX
lever	■	26	Chrome	10427000
			Brushed Black Chrome	10427340
			AXOR FinishPlus*	10427XXX

i 10418XXX This product is only available in the AXOR FinishPlus surface Polished Gold Optic via AXOR Signature.

⚠ Required parts:



Basic set iBox universal

code no.

01700180

Optional parts:



Extension 25 mm for basic set iBox universal

For

finish

code no.

13587000



Extension element round 2-hole

10416XXX
10414XXX
10427XXX

Chrome
Brushed Black Chrome NEW
AXOR FinishPlus*

14961000

14961340

14961XXX



Fastening rail set for iBox universal

10418XXX

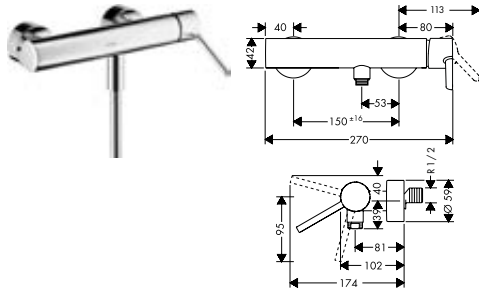
93171000

Single lever shower mixers for exposed installation

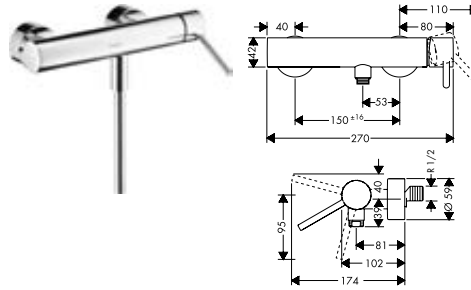
Features of all variants

- / 1 function
- / centre distance: 150 ± 16 mm
- / maximum flow rate at 3 bar: 28 l/min
- / flow rate of hand shower at 3 bar: 16 l/min
- / ceramic cartridge
- / temperature limitation adjustable
- / non-return valve
- / with silencer
- / suitable for continuous flow water heaters
- / hose connection DN15
- / connection dimension: DN15
- / connection type: s-shaped connections
- / min. operating pressure: 1 bar
- / max. operating pressure: 10 bar

pin handle



lever handle



Overview variants

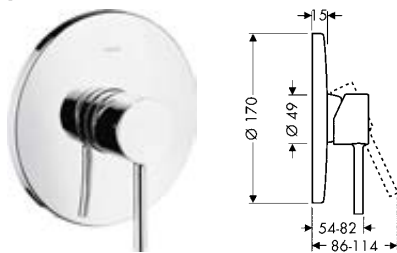
handle version	finish	code no.
pin	Chrome	10611000
	Brushed Black Chrome	10611340
	AXOR FinishPlus*	10611XXX
lever	Chrome	10665000
	Brushed Black Chrome	10665340
	AXOR FinishPlus*	10665XXX

Single lever shower mixers for concealed installation

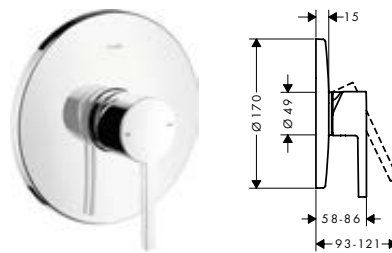
Features of all variants

- / 1 function
- / maximum flow rate at 3 bar: 29 l/min
- / ceramic cartridge
- / temperature limitation adjustable
- / with silencer
- / suitable for continuous flow water heaters
- / connection type: basic set
- / min. operating pressure: 1 bar
- / max. operating pressure: 10 bar

pin handle



lever handle







Overview variants

handle version	finish	code no.
pin	Chrome	10616000
	Brushed Black Chrome	10616340
	AXOR FinishPlus*	10616XXX
lever	Chrome	10614000
	Brushed Black Chrome	10614340
	AXOR FinishPlus*	10614XXX

i 10614XXX This product is only available in the AXOR FinishPlus surface Brushed Red Gold via AXOR Signature.

For more information on this product, see the next page.

Single lever shower mixers for concealed installation

Required parts:		code no.
	Basic set iBox universal	01700180
Optional parts:		code no.
		finish
	Extension 25 mm for basic set iBox universal	13587000
	Extension element round 1-hole	Chrome 14960000 Brushed Black Chrome 14960340 AXOR FinishPlus* 14960XXX
	Fastening rail set for iBox universal	93171000

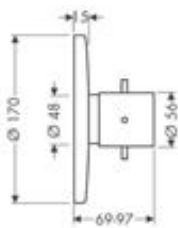
Thermostat HighFlow for concealed installation

Features





/ thermostat cartridge
 / maximum flow rate at 3 bar: 59 l/min
 / flow rate upper outlet: 42 l/min
 / flow rate lower outlet: 42 l/min

/ min. operating pressure: 1 bar
 / max. operating pressure: 10 bar
 / safety stop at 40 °C
 / temperature limitation adjustable

/ non-return valve
 / with silencer
 / connection type: basic set



finish	code no.
Chrome	10715000
Brushed Black Chrome	10715340
AXOR FinishPlus*	10715XXX

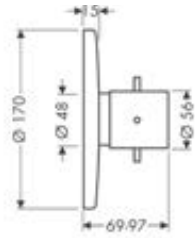
Required parts:		code no.
	Basic set iBox universal	01700180
Optional parts:		code no.
		finish
	Extension element round 1-hole	Chrome 14960000 Brushed Black Chrome 14960340 AXOR FinishPlus* 14960XXX
	Extension 25 mm for basic set iBox universal	13587000
	Fastening rail set for iBox universal	93171000

Thermostat for concealed installation
Features

/ thermostat cartridge
 / maximum flow rate at 3 bar: 43 l/min
 / min. operating pressure: 1 bar

/ max. operating pressure: 10 bar
 / safety stop at 40 °C
 / temperature limitation adjustable

/ non-return valve
 / with silencer
 / connection type: basic set



finish	code no.
Chrome	10710000
Brushed Black Chrome	10710340
AXOR FinishPlus*	10710XXX

Required parts:


Basic set iBox universal

code no.

01700180

Optional parts:


Extension 25 mm for basic set iBox universal

code no.

13587000



Fastening rail set for iBox universal

code no.

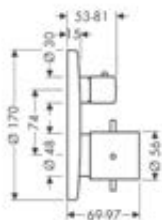
93171000

Thermostat for concealed installation with shut-off valve
Features

/ 1 function
 / thermostat cartridge, ceramic valves 90°
 / maximum flow rate at 3 bar: 25 l/min
 / min. operating pressure: 1 bar

/ max. operating pressure: 10 bar
 / safety stop at 40 °C
 / temperature limitation adjustable
 / non-return valve

/ with silencer
 / connection type: basic set



finish	code no.
Chrome	10700000
Brushed Black Chrome	10700340
AXOR FinishPlus*	10700XXX

Required parts:


Basic set iBox universal

code no.

01700180

Optional parts:


Extension element round 2-hole arrow

finish code no.

Chrome 14963000

AXOR FinishPlus* 14963XXX



Extension 25 mm for basic set iBox universal

code no.

13587000



Fastening rail set for iBox universal

code no.

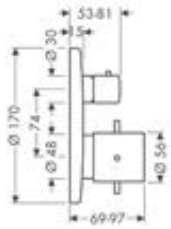
93171000

Thermostat for concealed installation with shut-off/ diverter valve
Features

/ 2 functions
 / thermostat cartridge, shut-off valve
 / maximum flow rate at 3 bar: 29 l/min
 / flow rate upper outlet: 25 l/min

/ flow rate lower outlet: 29 l/min
 / min. operating pressure: 1 bar
 / max. operating pressure: 10 bar
 / safety stop at 40 °C

/ temperature limitation adjustable
 / non-return valve
 / with silencer
 / connection type: basic set



finish	code no.
Chrome	10720000
Brushed Black Chrome	10720340
AXOR FinishPlus*	10720XXX

Required parts:

	code no.
Basic set iBox universal	01700180

Optional parts:

	finish	code no.
Extension element round 2-hole 0-1-2	Chrome	14962000
	AXOR FinishPlus*	14962XXX
Extension 25 mm for basic set iBox universal		13587000
Fastening rail set for iBox universal		93171000

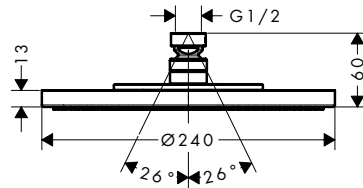
Overhead shower 240 1jet

Features

/ shower head size: 240 mm
 / spray type: RainAir
 / ball-joint: overhead shower angle adjustable
 / material spray disc: metal

/ maximum flow rate at 3 bar: 19 l/min
 / flow rate RainAir spray (at 3 bar): 19 l/min
 / minimum flow pressure: 1,5 bar
 / spray disc removable for cleaning

/ installation: ceiling or wall
 / connection thread G 1/2
 / connection dimension: DN15
 / suitable for continuous flow water heaters



Technologies



Spray types



finish	code no.
Chrome	28494000
Brushed Bronze	28494140
Brushed Black Chrome	28494340
Polished Gold Optic	28494990
AXOR FinishPlus*	28494XXX

⚠ Required parts (choose one)


Shower arm 390 mm

finish	code no.
Chrome	26431000
Brushed Bronze	26431140
Brushed Black Chrome	26431340
Polished Gold Optic	26431990
AXOR FinishPlus*	26431XXX



Ceiling connector 100 mm

finish	code no.
Chrome	26432000
Brushed Bronze	26432140
Brushed Black Chrome	26432340
Polished Gold Optic	26432990
AXOR FinishPlus*	26432XXX



Ceiling connector 300 mm

finish	code no.
Chrome	26433000
Brushed Bronze	26433140
Brushed Black Chrome	26433340
Polished Gold Optic	26433990
AXOR FinishPlus*	26433XXX

Baton hand showers 2jet, 1jet

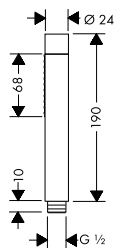
Features of all variants

/ shower head size: 68 x 24 mm
/ minimum flow pressure: 1 bar

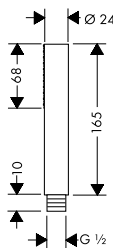
/ rinseable screen seal
/ connection thread G 1/2

/ connection dimension: DN15
/ suitable for continuous flow water heaters

2 spray types



1 spray type



Sustainability



Technologies



Spray types



Overview variants

number of sprays	spray types	max. flow rate at 3 bar (l/min)	finish	code no.
2	Rain, Mono	16.2	Chrome	28532000
			Brushed Bronze	28532140
			Brushed Black Chrome	28532340
			Matt Black	28532670
			Polished Gold Optic	28532990
			AXOR FinishPlus*	28532XXX
1	Rain	8	Chrome	10531000
			Brushed Bronze	10531140
			Brushed Black Chrome	10531340
			Polished Gold Optic	10531990
			AXOR FinishPlus*	10531XXX

Shower sets 2jet, 1jet

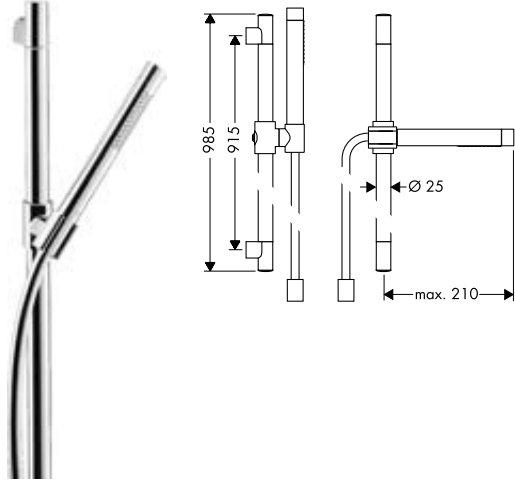
Features of all variants

/ consists of: baton hand shower, shower bar, shower hose, slider
 / shower head size: 70 mm
 / minimum flow pressure: 1 bar
 / operating pressure: min. 1 bar/max. 6 bar

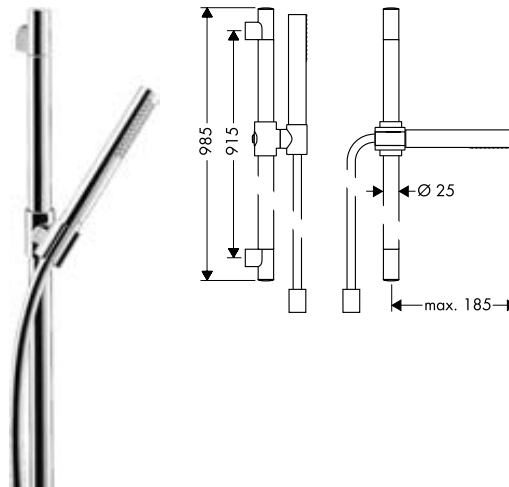
/ shower hose with cylindrical nut on both ends
 / pivot connector prevents hose from tangling
 / wall mounting: screw fastening
 / wall supports made of plastic
 / pipe length: 985 mm

/ shower bar diameter: 25 mm
 / profile pipe: round
 / drilling distance 915 mm

2 spray types



1 spray type



Sustainability



Technologies



Spray types



Overview variants

number of sprays	spray types	max. flow rate at 3 bar (l/min)	finish	code no.
2	Rain, Mono	16.2	Chrome	27980000
			Brushed Bronze	27980140
			Brushed Black Chrome	27980340
			Polished Gold Optic	27980990
			AXOR FinishPlus*	27980XXX
			1	Rain
Brushed Bronze	27983140			
Brushed Black Chrome	27983340			
Polished Gold Optic	27983990			
AXOR FinishPlus*	27983XXX			

Optional parts:

	finish	code no.
Wall bar spacer for Unica wall bar D	Chrome	96186000

* AXOR FinishPlus: For further AXOR FinishPlus surfaces please see the AXOR FinishPlus overview on page 24.

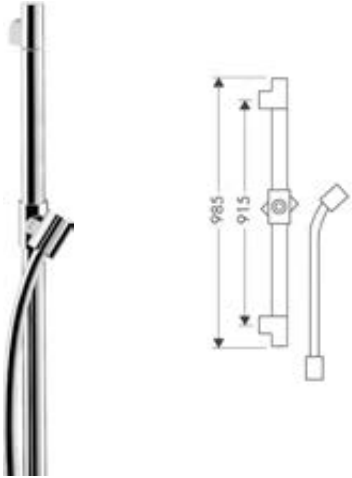
Shower bar 0.90 m with shower hose 1.60 m






Features

/ consists of: shower bar, shower hose, slider
/ pipe length: 985 mm

/ shower bar diameter: 25 mm
/ profile pipe: round

/ metal hand shower holder
/ slider steplessly adjustable



finish	code no.
 Chrome	27830000
 Brushed Bronze	27830140
 Brushed Black Chrome	27830340
 Polished Gold Optic	27830990
 AXOR FinishPlus*	27830XXX

Optional parts:



Wall bar spacer for Unica wall bar D

finish	code no.
 Chrome	96186000



AXOR Starck V

The vitality of water

AXOR Starck V is a unique eye-catcher at the wash basin. With its **organic, sculptural design**, the spectacular glass body displays the water, revealing a wonder of nature: the water vortex. In all its strength and beauty. Vital and captivating.

Design: Philippe Starck

“AXOR STARCK V IS A REVOLUTION: A MINIMAL OBJECT, NEARLY INVISIBLE AND TOTALLY TRANSPARENT, THAT ENCLOSES THE WATER VORTEX. THIS ENABLES A SPECIAL EXPERIENCE WITH WATER.”

Philippe Starck

CHARACTERISTIC DESIGN FEATURE:

A fascinating eye-catcher: The organic, sculptural form with a body in transparent glass, making the powerful, specially designed water vortex visible.

THE DESIGNER'S IDEA:

Making the beauty and vitality of water visible by means of a glass body.

SPECIAL COLLECTION HIGHLIGHTS:

- / Three variants: Single lever mixer 140 and 220 with a higher base or with a two-hole mixer with a separate pin handle
- / Modern facet cut as additional glass option
- / With EasyClick and SafetyStop function:
The spout can be separated from the base with just a click in order to clean or replace it
- / Convenient 360° swivel spout
- / Spout made of high-quality crystal glass
- / Economical water consumption: 4 l/min (at 3 bar)
- / AXOR Starck V is the fifth collection designed in cooperation with Philippe Starck

Learn more about AXOR Starck V:

axor-design.com

Understanding the beauty and soul of water

Unrelenting curiosity and a boundless passion for water are what motivate Klaus Grohe, son of the company's founder, Hans Grohe. He is particularly impressed by the pure energy of a vortex. He wonders how to bring this natural spectacle home, to the wash basin, and starts to develop a water vortex in a mixer. Klaus Grohe and AXOR find a partner in designer Philippe Starck, who creates a glass mixer, a kind of organic sculpture, in which this power of nature can be seen.

In a way that, up to now, was not possible, AXOR Starck V lets us experience the elemental fascination of water. The transparent glass body enables us to see the **elegance** and vitality of a water vortex.



GLASS SPOUT

The crystal glass spout enables users to see an extraordinary water spectacle, the vortex. For even more individualization of the glass spout:

/ Bevel-cut



PRODUCT VARIANTS

The single lever wash basin mixer, two-hole wash basin mixer and single lever mixer variant for wash bowls all are suitable for a variety of applications

INDIVIDUALIZATION

The base can be individualized with the exclusive AXOR FinishPlus surfaces



Water can be breathtakingly beautiful. When it forms an elegant vortex, it becomes a true natural spectacle.

For matching products please refer to the AXOR Program chapters



AXOR Showers

P. 402



AXOR Accessories

P. 520



AXOR Electronic

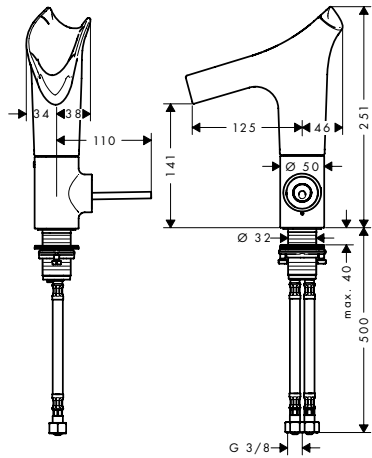
P. 568

Single lever basin mixers with glass spout

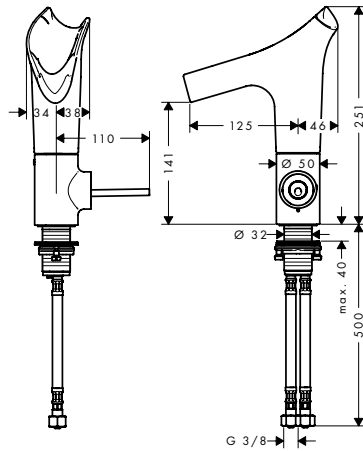
Features of all variants

- / consists of: single lever basin mixer, waste set
- / projection: 125 mm
- / swivel range adjustable in 3 steps 95°, 120° or 360°
- / spray type: laminar spray
- / EasyClick connection between body and spout with SafetyStop-function
- / Spout is dishwasher safe
- / material spout: crystal glass
- / maximum flow rate at 3 bar: 4 l/min
- / ceramic cartridge
- / non-closing waste set
- / connection type: G 3/8 connections
- / connection dimension: DN15
- / handle can be positioned on the right or left
- / not recommended for the public and semi-public area

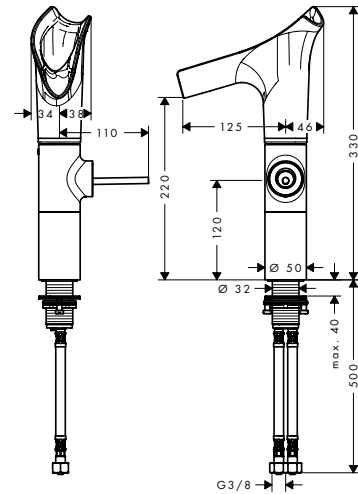
140



140 bevel cut



220



Sustainability



Technologies



Overview variants

ComfortZone	projection (mm)	spout height (mm)	for wash bowls	structure element	finish	code no.
140	125	141	-	without structure	● Chrome	12112000
					○ White	12112450
					● AXOR FinishPlus*	12112XXX
140	125	141	-	bevel cut	● Chrome	12123000
					● Polished Gold Optic	12123990
					● AXOR FinishPlus*	12123XXX
220	125	220	■	without structure	● Chrome	12114000
					● AXOR FinishPlus*	12114XXX

Measurements within scale drawings are in mm.

Technical specifications and units of measure are subject to change.

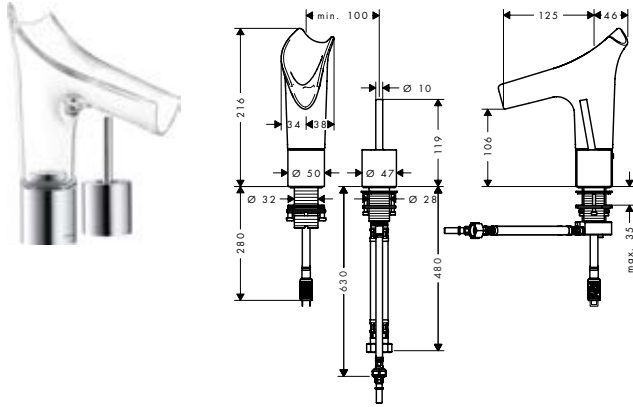
2-hole basin mixer 110 with waste set

Features

/ consists of: 2-hole basin mixer, waste set
 / ComfortZone 110
 / projection: 125 mm
 / spout height: 106 mm
 / swivel range adjustable in 3 steps 95°, 120° or 360°
 / spray type: laminar spray

/ EasyClick connection between body and spout
 with SafetyStop-function
 / Spout is dishwasher safe
 / material spout: crystal glass
 / maximum flow rate at 3 bar: 4 l/min
 / ceramic cartridge
 / non-closing waste set

/ connection type: G 3/8 connections
 / connection dimension: DN15
 / handle can be positioned on the right or left
 / not recommended for the public and semi-public area



Sustainability



Technologies



finish

code no.




Chrome

12115000



AXOR FinishPlus*

12115XXX





AXOR Starck Organic

Basin	194
Bath	196
Shower	199
Thermostatic mixers / valves /diverters	200



AXOR Starck Organic

Sense and sensibility

Modeled on nature. In its beauty, efficiency and primeval essence. AXOR Starck Organic unifies **design** and technology into a **sculptural** appearance with sensuous, organic forms. **Minimalist** in water design and in its use of resources. As nature would have intended.

Design: Philippe Starck

“NATURE LOVES
ECONOMY. THAT’S
WHY THE AXOR STARCK
ORGANIC COLLECTION
LOOKS SO REDUCED, YET
IS FULL OF INVENTION.
IT IS REVOLUTIONARY.”

Philippe Starck

CHARACTERISTIC DESIGN FEATURE:

Organic, minimalist bathroom design: The mixer, inspired by the primeval essence of nature, refers to forms such as a branch or a water droplet.

THE DESIGNER’S IDEA:

A revolutionary way of dealing with the vital element of water: AXOR Starck Organic brings ecology and economy together in one collection. In an organic, composition with a **sensual** water experience.

SPECIAL COLLECTION HIGHLIGHTS:

- / Innovative control concept: Separate control of water flow and temperature
- / AXOR wash basin mixer with water consumption of just 3.5 l/min (at 3 bar)
- / Innovative shower spray for a mixer: a sensual water experience with a soft, luxuriant stream of water and low consumption
- / Intelligent use of resources with respect to energy and materials
- / AXOR Starck Organic is the fourth collection designed in cooperation with Philippe Starck
- / Distinguished with the Green Product Design Award

Learn more about AXOR Starck Organic:

axor-design.com

An innovative concept for conscientiously controlling water flow and temperature

The innovative, two-handle mixer from AXOR Starck Organic is the next step in the evolution in mixer control. It moves away from the classic single lever mixers with which water temperature and flow are controlled simultaneously. Instead the mixer ensures an **ergonomic** motion sequence with economical water use: The temperature controller, used less frequently, is positioned on the mixer head; the handle for water flow control, always in use, is in a practical position below at the water spout.



ADVANTAGES OF SEPARATE CONTROLS

TEMPERATURE CONTROL

- / Preset to a preferred temperature or an energy-saving cold setting
- / A **harmonious** look in any position
- / The preset prevents dripping and dirt marks because the mixer handle rarely needs to be touched
- / New vivid, easy-to-see hot and cold labeling:
cold water = green (energy-saving);
hot water = orange

WATER FLOW CONTROL

- / Cleaner and more convenient, with direct operation at the spout
- / Normal position for 3.5 l/min: best functionality together with a consistent, pleasant water flow while still saving water
- / Booster position for increasing flow rate to 5 l/min
- / Gradual water flow control with snap-in positions at 3.5 l/min (Normal) and 5 l/min (Booster)

Intelligent functions set ecological and technological standards

MIXER SHOWER SPRAY

The innovative shower spray for the wash basin mixer sets new standards for **sensuality** and conservation. It generates a wonderful water flow with a pleasant feel while maintaining optimum function. With 90 small openings the spray former creates a soft, luxuriant shower spray.



NORMAL + BOOSTER

Gradual water flow control up to the snap-in position for 3.5 l/min. Those who need a larger volume of water can simply switch to the Booster position (5 l/min).



SPRAY FORMER

The spray former has a QuickClean function for easily removing limescale deposits. For a conventional spray jet, simply replace the spray former.

ADJUSTABLE SPOUT

For the right-handed version, the spout is used in the ex-works position. Left-handed users can rotate the spout by 80° for perfect **ergonomics**. Simply unscrew the jet former with the appropriate key and reinsert the spout.

Revolutionary water experience. Low water consumption

AXOR Starck Organic minimizes the consumption of both water, a valuable **natural** resource, and energy. With the temperature preset, less hot water is used. During production of the collection, resources are used sparingly: The hollow body construction of the mixer requires less material and, as a result, less.

SETTING THE TEMPERATURE CONSCIOUSLY

The temperature can be set individually.

A maximum temperature can be set to save energy costs and prevent scalding. This is interesting primarily for mixers used in public areas and hotels as well as in households with children

MINIMIZED MATERIAL USE

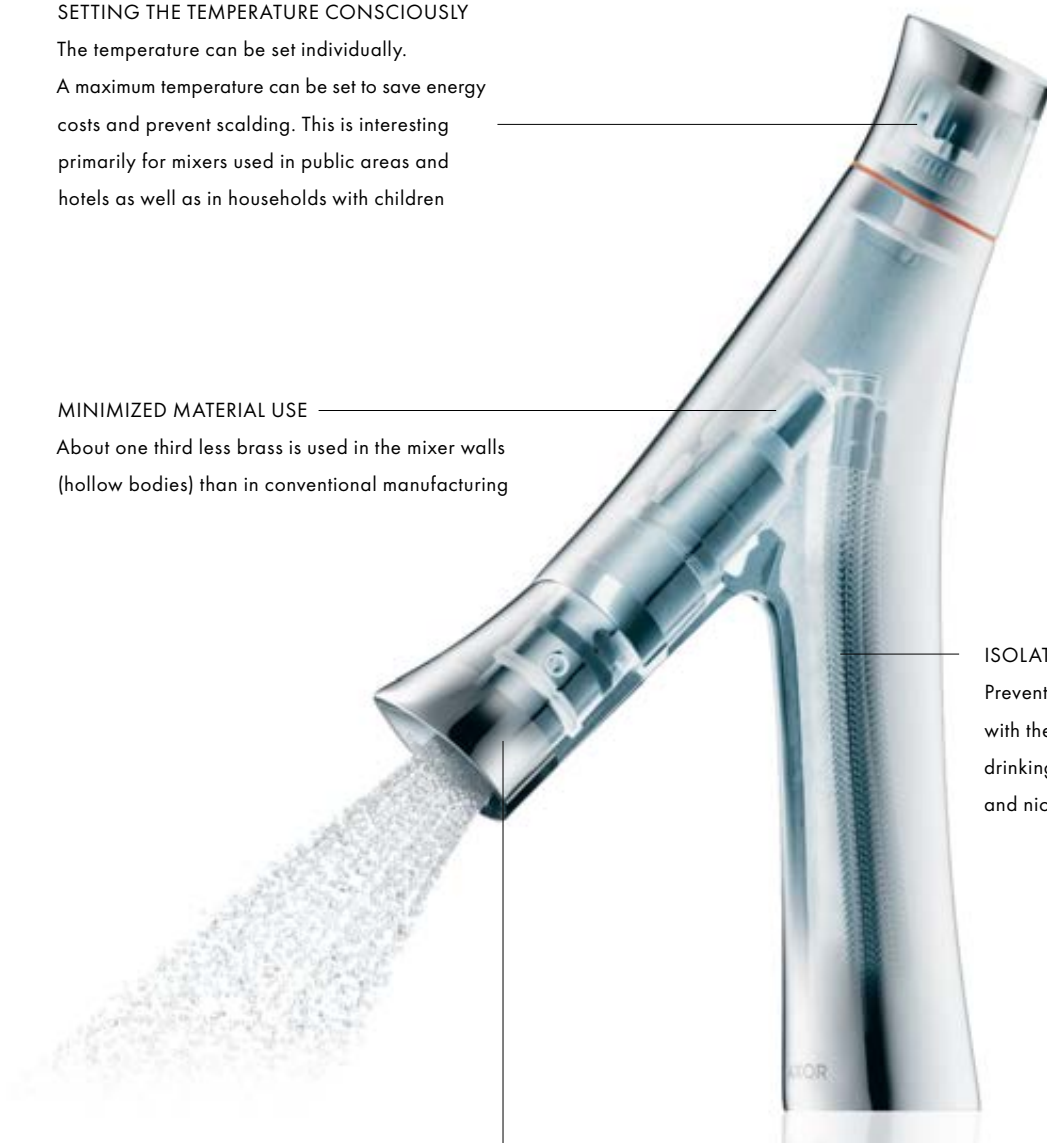
About one third less brass is used in the mixer walls (hollow bodies) than in conventional manufacturing

ISOLATED WATER CONDUCTION

Prevents direct water contact with the mixer body. This keeps drinking water free of lead and nickel concentrations

ECONOMICAL WATER CONSUMPTION

Flow rate limited to 3.5 l/min. The result is a consistent, pleasant water experience with improved functionality in comparison with our conventional mixers





The perfect symbiosis in the shower: organic and geometric

AXOR Starck Organic can be installed as desired, either with the classic iBox universal basic set or with the concealed installation of the AXOR ShowerCollection. The 120/120 mm **modules** are the perfect match, for example, with the 350 1jet overhead shower with PowderRain.





Organic design all the way to the bathtub

The striking, powerful AXOR Starck Organic design is also found in the extraordinary bath mixers. The floor-standing bath filler with integrated hand shower complements the range for free-standing bathtubs. Thanks to its organic, minimalist design, it looks great with the broadest range of bathtub shapes.



Designed to match the rest of the collection, the exposed bathtub thermostatic mixer, which resembles a branch, is also part of the harmonious look in the bathtub area.

For matching products please refer to the AXOR Program chapters



AXOR Showers

P. 402



AXOR Accessories

P. 520



AXOR Electronic

P. 568

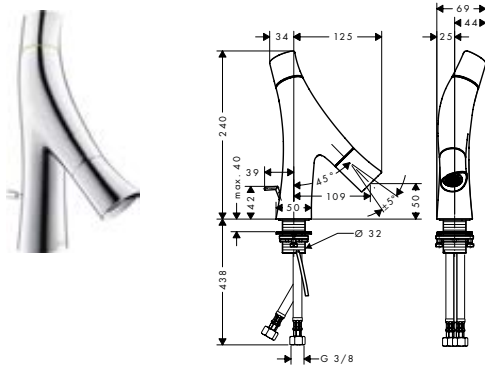
2-handle basin mixer 50 for hand washbasins with pop-up waste set

Features

- / consists of: 2-handle basin mixer, waste set
- / ComfortZone 50
- / projection: 109 mm
- / spout height: 50 mm
- / spray type: shower spray
- / maximum flow rate at 3 bar: 3,4 l/min

- / flow rate booster: 5 l/min
- / ceramic cartridge for temperature control
- / ceramic valve for volume control
- / temperature limitation adjustable
- / separation of temperature and volume control

- / with isolated water conduction - without contact with nickel and lead
- / suitable for continuous flow water heaters
- / pop-up waste set G 1 1/4
- / connection type: G 3/8 connections
- / connection dimension: DN15



Sustainability



Technologies



finish	code no.
Chrome	12014000
AXOR FinishPlus*	12014XXX

2-handle basin mixers

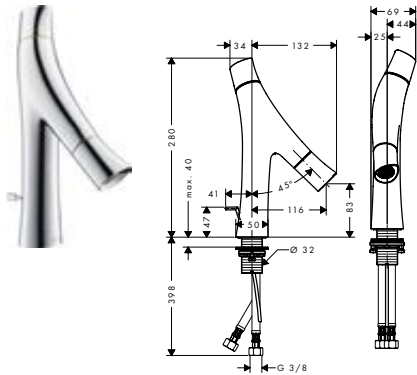
Features of all variants

- / consists of: 2-handle basin mixer, waste set
- / spray type: shower spray
- / maximum flow rate at 3 bar: 3,5 l/min
- / flow rate booster: 5 l/min
- / ceramic cartridge for temperature control

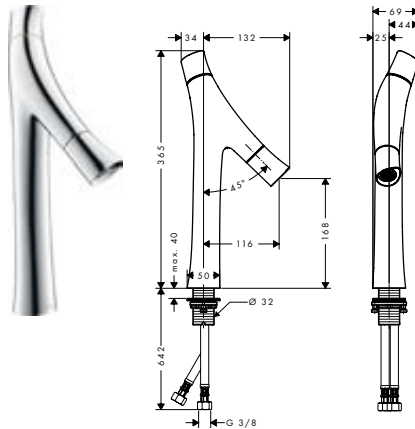
- / ceramic valve for volume control
- / temperature limitation adjustable
- / separation of temperature and volume control
- / with isolated water conduction - without contact with nickel and lead

- / suitable for continuous flow water heaters
- / connection type: G 3/8 connections
- / connection dimension: DN15

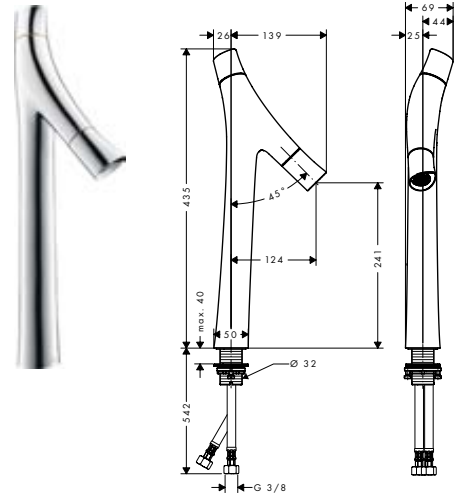
80



170



240



Sustainability



Technologies



Overview variants

ComfortZone	projection (mm)	spout height (mm)	waste set	for wash bowls	finish	code no.
80	116	83	pop-up	-	Chrome	12010000
					AXOR FinishPlus*	12010XXX
80	116	83	non-closing	-	Chrome	12011000
					AXOR FinishPlus*	12011XXX
170	116	168	non-closing	■	Chrome	12012000
					AXOR FinishPlus*	12012XXX
240	124	241	non-closing	■	Chrome	12013000
					AXOR FinishPlus*	12013XXX

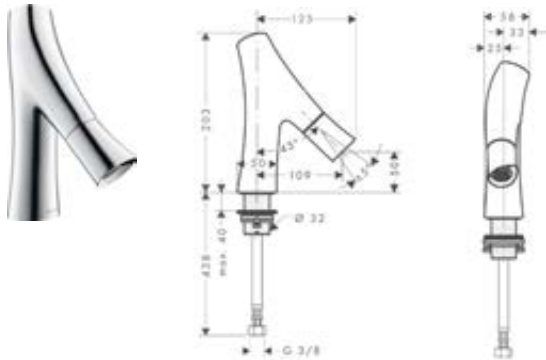
Measurements within scale drawings are in mm.

Technical specifications and units of measure are subject to change.

Pillar tap 50 without waste set

Features

- / ComfortZone 50
- / projection: 109 mm
- / spout height: 50 mm
- / spray type: shower spray
- / maximum flow rate at 3 bar: 3,5 l/min
- / flow rate booster: 5 l/min
- / ceramic valve for volume control
- / with isolated water conduction - without contact with nickel and lead
- / suitable for continuous flow water heaters
- / for cold water connection
- / connection type: G 3/8 connection hose
- / connection dimension: DN15



Sustainability



Technologies

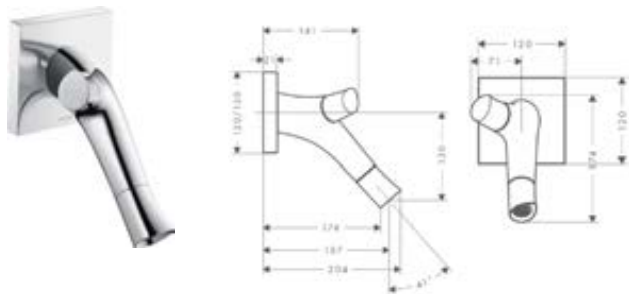


finish	code no.
Chrome	12110000
AXOR FinishPlus*	12110XXX

2-handle basin mixer for concealed installation wall-mounted with spout 187 mm

Features

- / consists of: 2-handle basin mixer, waste set
- / projection: 187 mm
- / spray type: shower spray
- / maximum flow rate at 3 bar: 3,5 l/min
- / flow rate booster: 5 l/min
- / ceramic cartridge for temperature control
- / ceramic valve for volume control
- / temperature limitation adjustable
- / separation of temperature and volume control
- / with isolated water conduction - without contact with nickel and lead
- / suitable for continuous flow water heaters
- / non-closing waste set
- / connection type: basic set
- / connection dimension: DN15



Sustainability



Technologies



finish	code no.
Chrome	12015000
AXOR FinishPlus*	12015XXX

Required parts: code no.

	Basic set	10902180
	Seal	96660000

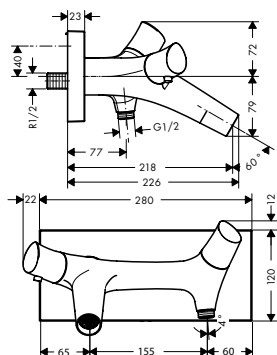
Optional parts: code no.

	Extension set 28 mm for basin mixer wall-mounted	12918000
---	--	----------

* AXOR FinishPlus: For further AXOR FinishPlus surfaces please see the AXOR FinishPlus overview on page 24.

Bath thermostat for exposed installation
Features

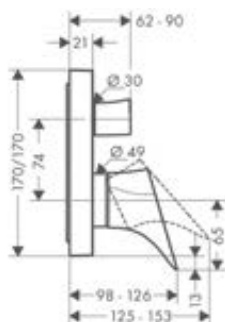
- / projection 218 mm
- / 2 functions
- / spray type mixer: laminar spray
- / maximum flow rate at 3 bar: 21 l/min
- / flow rate for bath spout at 3 bar: 21 l/min
- / flow rate of hand shower at 3 bar: 18 l/min
- / min. operating pressure: 1 bar
- / max. operating pressure: 10 bar
- / thermostat cartridge, shut-off/ diverter valve
- / safety stop at 40 °C
- / temperature limitation adjustable
- / non-return valve
- / with silencer
- / connection type: s-shaped connections
- / connection dimension: DN15
- / centre distance: 150 ± 12 mm



finish	code no.
Chrome	12410000
AXOR FinishPlus*	12410XXX

Single lever bath mixers for concealed installation
Features of all variants

- / 2 functions
- / ceramic cartridge
- / temperature limitation adjustable
- / diverter with automatic resetting
- / with silencer
- / suitable for continuous flow water heaters
- / connection type: basic set





Overview variants

security combination EN 1717	max. flow rate at 3 bar (l/min)	finish	code no.
–	29	Chrome	12415000
		AXOR FinishPlus*	12415XXX
■	22	Chrome	12416000
		AXOR FinishPlus*	12416XXX

Required parts:

	Basic set iBox universal	code no.	01700180
---	--------------------------	----------	----------

Optional parts:

	For	finish	code no.
	12415XXX	Chrome	14968000
		AXOR FinishPlus*	14968XXX
			13587000
			93171000

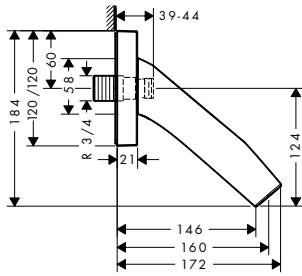
Bath spout

Features

/ 1 function
/ projection 160 mm

/ maximum flow rate at 3 bar: 27 l/min
/ connection dimension: device connection DN20

/ spray type: laminar spray



finish	code no.
Chrome	12417000
AXOR FinishPlus*	12417XXX

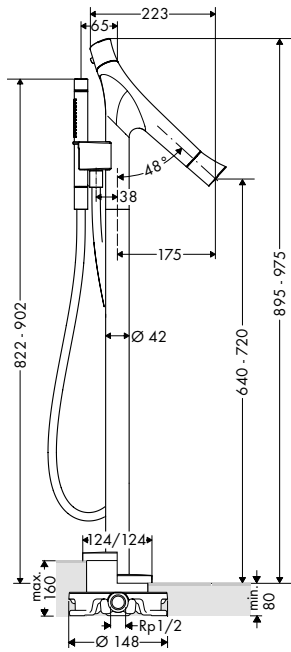
Bath thermostat floor-standing

Features

/ consists of: bath thermostat floor standing, baton
hand shower, shower hose, shower holder
/ projection 175 mm
/ 2 functions
/ spray type mixer: Normal spray
/ spray type hand shower: Rain, Mono

/ maximum flow rate at 3 bar: 20 l/min
/ flow rate for bath spout at 3 bar: 20 l/min
/ flow rate of hand shower at 3 bar: 15 l/min
/ thermostat cartridge, shut-off/ diverter valve
/ safety stop at 40 °C
/ temperature limitation adjustable

/ non-return valve
/ connection type: basic set
/ connection dimension: DN15
/ dirt filter included



Technologies



Spray types



finish	code no.
Chrome	12016000
AXOR FinishPlus*	12016XXX

Required parts:



Basic set for mixers floor-standing

code no.

10452180

Optional parts:



Sealing foil for basic set bath mixer floor-standing

code no.

96441000



Extension 60 mm for pipe

code no.

97686000

2-hole rim mounted thermostatic bath mixer

Features

/ 2 functions
/ safety stop at 40 °C

/ temperature limitation adjustable
/ suitable for remote spout

/ connection type: basic set
/ connection dimension: DN15



finish	code no.
Chrome	12422000
AXOR FinishPlus*	12422XXX

Required parts:



Basic set for 2-hole rim mounted thermostatic bath mixer

code no.

15486180

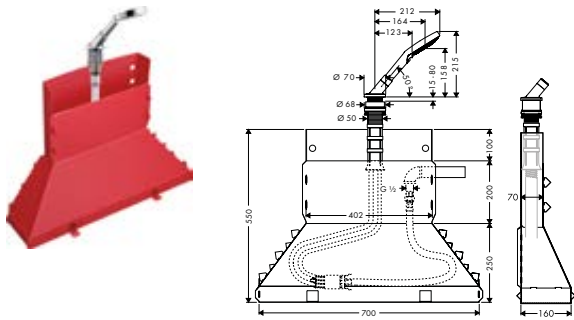
Rim mounted bath set with hand shower

Features

/ consists of: hand shower, shower holder, shower hose, Secubox, Secuflex hose brake, hose insert

/ suitable for for installation on bath rim or tile surround (no mounting plate available)
/ connection dimension: DN15

/ drilling diameter on bath tub: Ø 50 mm
/ maximum pull-out length of hand shower 1.10 m



finish	code no.
Chrome	19418000
Brushed Bronze	19418140
Brushed Black Chrome	19418340
Polished Gold Optic	19418990
AXOR FinishPlus*	19418XXX

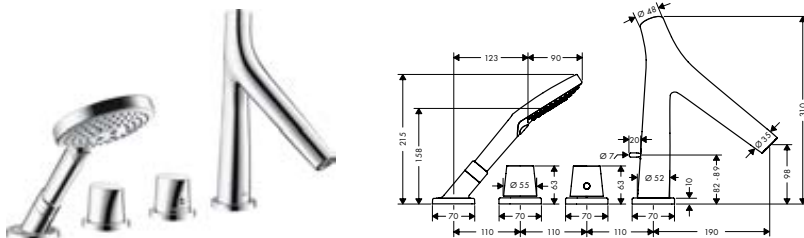
4-hole rim mounted thermostatic bath mixer

Features

/ consists of: 4-hole rim mounted bath mixer, hand shower, shower hose, shower holder
/ projection 190 mm
/ 2 functions
/ spray type mixer: laminar spray
/ spray type hand shower: Rain, RainAir, WhirlAir
/ maximum pull-out length of hand shower: 1.10 m

/ maximum flow rate at 3 bar: 18 l/min
/ flow rate for bath spout at 3 bar: 18 l/min
/ flow rate of hand shower at 3 bar: 16 l/min
/ min. operating pressure: 1 bar
/ max. operating pressure: 10 bar
/ thermostat cartridge
/ safety stop at 40 °C

/ temperature limitation adjustable
/ non-return valve
/ with automatic resetting
/ with silencer
/ connection type: basic set
/ connection dimension: DN15



Spray types



finish	code no.
Chrome	12425000
AXOR FinishPlus*	12425XXX

For more information on this product, see the next page.

Measurements within scale drawings are in mm.

Technical specifications and units of measure are subject to change.

4-hole rim mounted thermostatic bath mixer

Required parts:

code no.



Basic set for 4-hole rim mounted thermostatic bath mixer

15482180

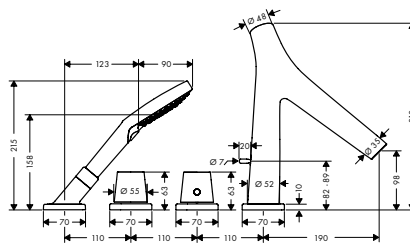
4-hole tile mounted thermostatic bath mixer

Features


/ consists of: 4-hole tile mounted bath mixer, hand shower, Secuflex hose set
 / projection 190 mm
 / 2 functions
 / spray type mixer: laminar spray
 / spray type hand shower: Rain, RainAir, WhirlAir
 / maximum pull-out length of hand shower: 1.10 m

/ maximum flow rate at 3 bar: 17 l/min
 / flow rate for bath spout at 3 bar: 17 l/min
 / flow rate of hand shower at 3 bar: 16 l/min
 / min. operating pressure: 1 bar
 / max. operating pressure: 10 bar
 / thermostat cartridge
 / safety stop at 40 °C

/ temperature limitation adjustable
 / non-return valve
 / with automatic resetting
 / with silencer
 / connection type: basic set
 / connection dimension: DN15



Spray types



finish

code no.

- Chrome 12426000
- AXOR FinishPlus* 12426XXX

Required parts:

code no.



Basic set for 4-hole tile mounted thermostatic bath mixer

15483180

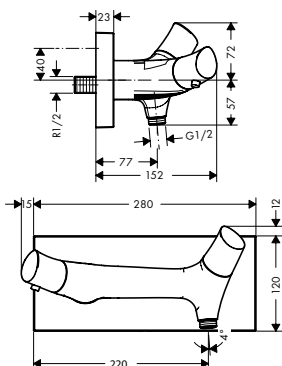
Shower thermostat for exposed installation

Features

/ 1 function
 / thermostat cartridge
 / maximum flow rate at 3 bar: 17 l/min
 / min. operating pressure: 1 bar

/ max. operating pressure: 10 bar
 / safety stop at 40 °C
 / temperature limitation adjustable
 / non-return valve

/ with silencer
 / connection type: s-shaped connections
 / centre distance: 150 ± 12 mm
 / connection dimension: DN15



finish

code no.

- Chrome 12602000
- AXOR FinishPlus* 12602XXX

Optional parts:

finish

code no.



Metal effect shower hose 1.25 m with cylindrical nuts

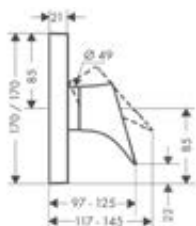
- Chrome 28282000
- AXOR FinishPlus* 28282XXX

Single lever shower mixer for concealed installation
Features

/ 1 function
 / maximum flow rate at 3 bar: 29,3 l/min
 / ceramic cartridge

/ temperature limitation adjustable
 / with silencer
 / suitable for continuous flow water heaters

/ connection type: basic set
 / min. operating pressure: 1 bar
 / max. operating pressure: 10 bar



finish	code no.
Chrome	12605000
AXOR FinishPlus*	12605XXX

Required parts:


Basic set iBox universal

code no.

01700180

Optional parts:


Extension element square 1-hole red blue

finish	code no.
Chrome	14965000
AXOR FinishPlus*	14965XXX



Extension 25 mm for basic set iBox universal

13587000



Fastening rail set for iBox universal


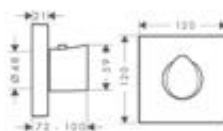
93171000

Thermostats HighFlow for concealed installation
Features of all variants

/ thermostat cartridge
 / maximum flow rate at 3 bar: 59 l/min
 / min. operating pressure: 1 bar

/ max. operating pressure: 10 bar
 / safety stop at 40 °C
 / temperature limitation adjustable

/ with silencer
 / connection type: basic set

170/170

120/120

Overview variants

product dimensions (mm)	finish	code no.
170/170	Chrome	12711000
	AXOR FinishPlus*	12711XXX
120/120	Chrome	12712000
	AXOR FinishPlus*	12712XXX

Required parts:


Basic set iBox universal

For

12711XXX

code no.

01700180







Basic set for thermostatic module 120/120 for concealed installation

12712XXX

10754180

For more information on this product, see the next page.

Thermostats HighFlow for concealed installation

Optional parts:	For	finish	code no.
 Extension element square 1-hole arrow	12711XXX	Chrome AXOR FinishPlus*	14966000 14966XXX
 Extension 25 mm for basic set iBox universal	12711XXX		13587000
 Fastening rail set for iBox universal	12711XXX		93171000
 Extension set 25 mm	12712XXX	Chrome AXOR FinishPlus*	12790000 12790XXX

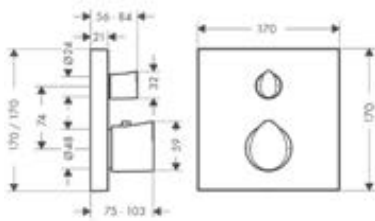
Thermostat for concealed installation with shut-off valve

Features

/ 1 function
 / thermostat cartridge, ceramic valves 90°
 / maximum flow rate at 3 bar: 25 l/min
 / min. operating pressure: 1 bar

/ max. operating pressure: 10 bar
 / safety stop at 40 °C
 / temperature limitation adjustable
 / non-return valve

/ with silencer
 / connection type: basic set






finish	code no.
Chrome	12715000
AXOR FinishPlus*	12715XXX

Required parts:

 Basic set iBox universal	01700180
--	----------

Optional parts:

Optional parts:	finish	code no.
 Extension element square 2-hole arrow	Chrome AXOR FinishPlus*	14970000 14970XXX
 Extension 25 mm for basic set iBox universal		13587000
 Fastening rail set for iBox universal		93171000

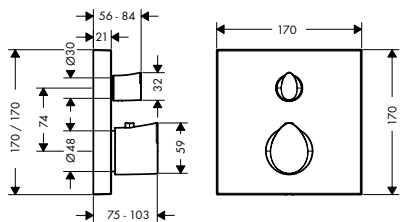
Thermostat for concealed installation with shut-off/ diverter valve

Features

/ 2 functions
 / thermostat cartridge, shut-off/ diverter valve
 / maximum flow rate at 3 bar: 29 l/min
 / flow rate upper outlet: 25 l/min

/ flow rate lower outlet: 29 l/min
 / min. operating pressure: 1 bar
 / max. operating pressure: 10 bar
 / safety stop at 40 °C

/ temperature limitation adjustable
 / non-return valve
 / with silencer
 / connection type: basic set



finish	code no.
Chrome	12716000
AXOR FinishPlus*	12716XXX

Required parts:

	Basic set iBox universal	code no.	01700180
--	--------------------------	----------	----------

Optional parts:

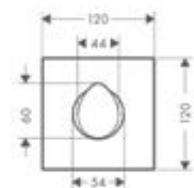
		finish	code no.
	Extension element square 2-hole 0-1-2	Chrome	14969000
		AXOR FinishPlus*	14969XXX
	Extension 25 mm for basic set iBox universal		13587000
	Fastening rail set for iBox universal		93171000

Shut-off valve 120/120 for concealed installation

Features

/ connection type: DN15/DN20

/ in a freely arranged installation, basic sets no.16973180, no.16974180 or no.16970180 can also be used



finish	code no.
Chrome	12771000
AXOR FinishPlus*	12771XXX

Required parts (choose one)

	Basic set 40 l/min for concealed installation for shut-off valve ceramic	code no.	16974180
	Basic set for shut-off valve 120/120 for concealed installation		10971180
	Basic set 52 l/min for shut-off valve for concealed installation spindle		16973180

For more information on this product, see the next page.

Measurements within scale drawings are in mm.

Technical specifications and units of measure are subject to change.

Shut-off valve 120/120 for concealed installation

⚠ Required parts (choose one)

code no.



Basic set 130 l/min for shut-off valve for concealed installation spindle

16970180

Optional parts:

code no.



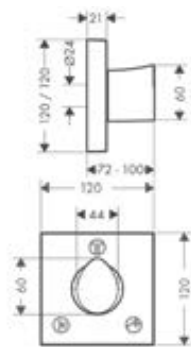
Extension set 25 mm for shut-off/ diverter valve Trio-/ Quattro

92990000

Shut-off/ diverter valve Trio/ Quattro 120/120 for concealed installation

Features

/ connection dimension: DN20



finish

code no.



Chrome

12731000



AXOR FinishPlus*

12731XXX

⚠ Required parts (choose one)

code no.



Basic set for Quattro four-way diverter valve for concealed installation

16930180



Basic set for shut-off/ diverter valve Trio for concealed installation

16982180



Basic set for shut-off/ diverter valve Trio 120/120 for concealed installation

36770180





AXOR Citterio

Basin	214
Bidet	223
Bath	224
Shower	232
Thermostatic mixers / valves /diverters	234
Overhead showers	240
Shower sets	241
Shower systems	242



AXOR Citterio

A contemporary classic

AXOR Citterio is an icon of modern bathroom design. Understated yet unmistakably luxurious, with distinctive flat surfaces that brilliantly reflect the light, AXOR Citterio celebrates the preciousness of water itself. With its balanced **proportions** and elegant geometries, the collection is perfectly suited to any bathroom ambiance.

Design: Antonio Citterio and Toan Nguyen

“THOSE WHO ENJOY
CELEBRATING THE
DAILY RITUAL OF
WASHING SHOULD DO
SO WITH BEAUTIFUL
OBJECTS SUCH AS
AXOR CITTERIO.”

Antonio Citterio

CHARACTERISTIC DESIGN FEATURE:

Monumental faucet design: Geometric precision and striking, flat surfaces – from spout to handles.

THE DESIGNER’S IDEA:

Luxury at second glance: Appreciate the value of water with this special faucet and experience the element more fully.

SPECIAL COLLECTION HIGHLIGHTS:

- / Various handle versions: **modern** pin handle, **classic** cross handle, original lever handle and new, floating lever handle
- / Rhombic cut: The new lever handle’s exclusive surface pattern is a haptic and optical experience
- / The flatness of the spout is an especially striking feature of the collection
- / Extensive product range with different faucet heights, installation possibilities, versions with plate or single escutcheon
- / AXOR Citterio product history: 2003 collection launch, 2010 enhanced design, 2021 extension of the product portfolio. AXOR Citterio is the first of three AXOR collections designed in cooperation with Antonio Citterio. Today, AXOR Citterio is a **classic** in bathroom design.

Learn more about AXOR Citterio:

[axor-design.com](https://www.axor-design.com)

A monument at the wash basin

The AXOR Citterio collection offers a variety of product variants: pin, cross and lever handles as well as products with cover plates and escutcheons. Various installation types and diverse spout lengths and faucet heights cover nearly every installation situation. In its geometric precision and monumentality, AXOR Citterio conveys the spirit of Italian **neoclassical** architecture. The comprehensive product range for wash basin, shower and bathtub enables endless individual solutions, all within a consistent design language.



Striking pin handle:

- / Iconic handle with modern, technological enhanced joystick cartridge
- / The striking design creates a deeper awareness and appreciation of water



New lever handle:

- / „Floating“ form continues the architectonic design language
- / Even more ergonomic, intuitive and easy to use
- / Offers precise control of water temperature and volume
- / Optional available with exclusive „rhombic cut“




Classic cross handles:

- / Timeless design, proven functionality and familiar mechanical operation
- / Underscore the classic air of the three-hole mixer version and offer direct and separate control of hot and cold water
- / Available with escutcheons or plate


A variety of products with perfect form




Single lever basin mixer 190 with pin handle and pop-up waste set in Brushed Gold Optic.



Single-hole lavatory faucet 160 with pin handle in Brushed Nickel.



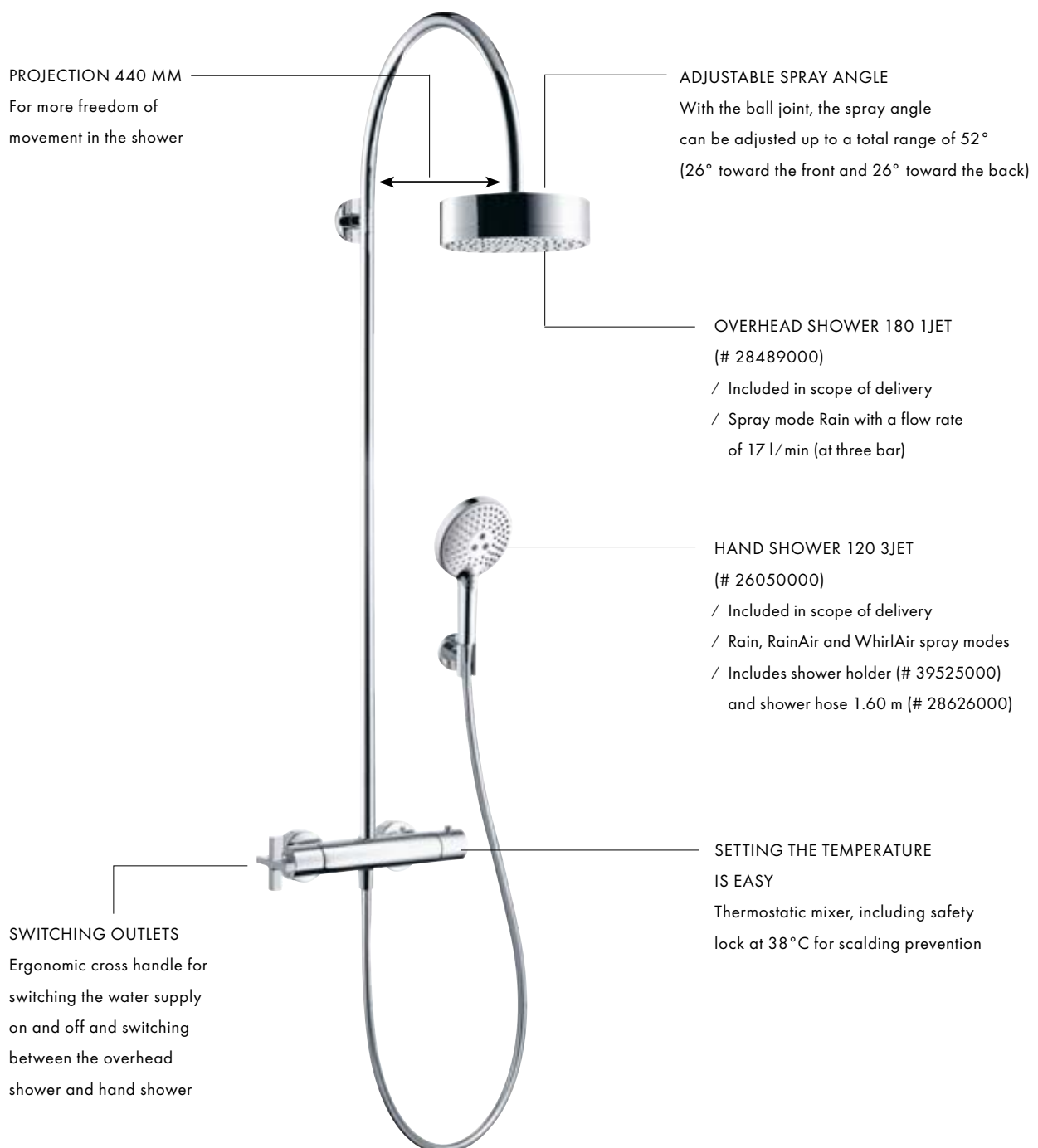
Three-hole basin mixer for concealed installation, wall-mounted, with spout 162 mm, lever handles and escutcheons in Polished Black Chrome.



Single lever basin mixer for concealed installation, wall-mounted, with flat lever handle, spout 220 mm and cover plate in Polished Gold Optic.

Striking design in the shower

The exposed shower system provides superior showering comfort. It offers total flexibility with regard to installation and is especially suitable for renovations. It's easy to adjust the spray angle of the overhead shower which is equipped with the Rain spray mode. The integrated thermostatic mixer technology saves water and can be used to set the desired shower temperature precisely. The SafetyStop function prevents scalding.

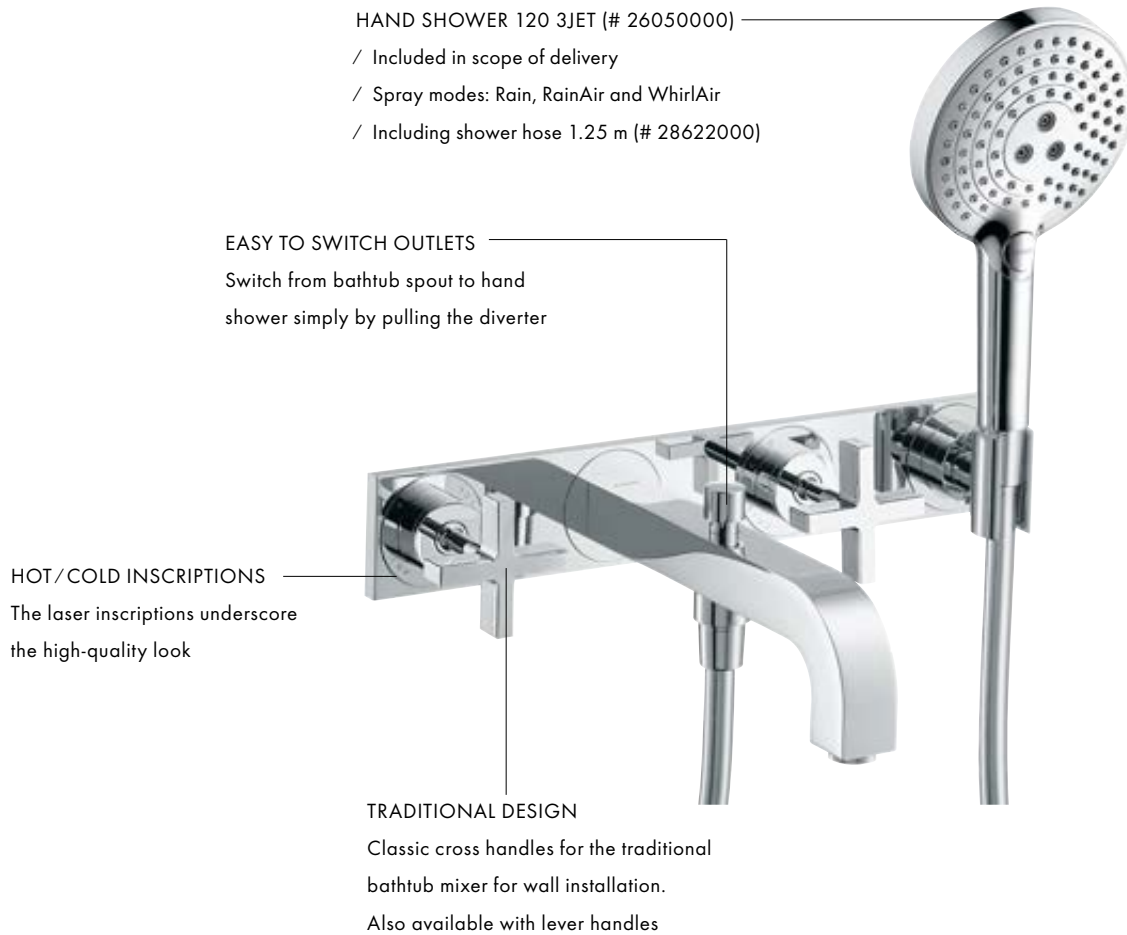






At the bathtub: a special radiance

The traditional, wall-mounted bathtub mixer with classic cross handles underscores the monumental design. The geometric precision and striking flatness of the products for the wash basin and shower is carried over to the bathtub.



For matching products please refer to the AXOR Program chapters



Single lever basin mixers for hand washbasins

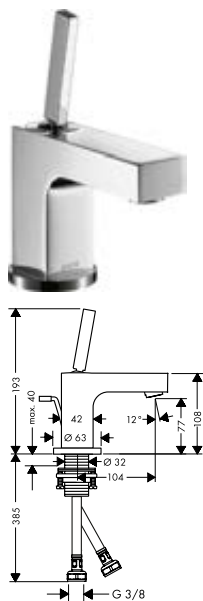
Features of all variants

/ consists of: single lever basin mixer, waste set
 / maximum flow rate at 3 bar: 5 l/min
 / ceramic cartridge

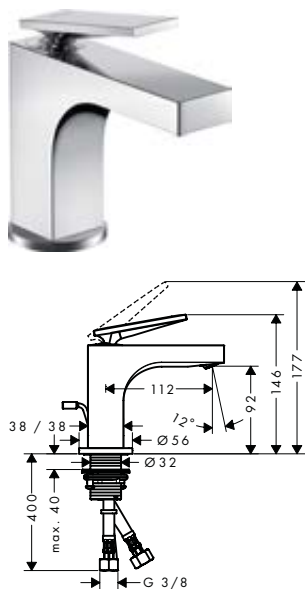
/ suitable for continuous flow water heaters
 / pop-up waste set G 1 1/4
 / connection type: G 3/8 connections

/ connection dimension: DN15

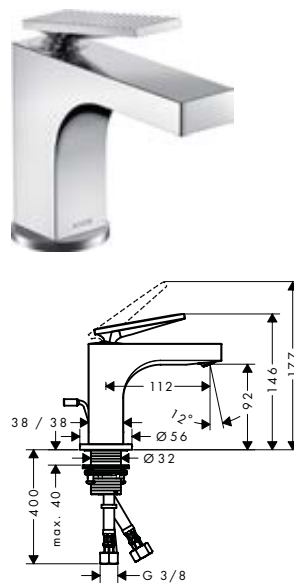
80



90



90 rhombic cut



Sustainability



Technologies



Overview variants

ComfortZone	projection (mm)	spout height (mm)	handle version	structure element	finish	code no.
80	104	77	pin	without structure	Chrome	39015000
					Brushed Black Chrome	39015340
					AXOR FinishPlus*	39015XXX
90	112	92	pin	without structure	Chrome	39035000
					Brushed Black Chrome	39035340
					AXOR FinishPlus*	39035XXX
90	112	92	lever	without structure	Chrome	39022000
					Brushed Black Chrome	39022340
					AXOR FinishPlus*	39022XXX
90	112	92	lever	rhombic cut	Chrome	39001000
					Brushed Black Chrome	39001340
					AXOR FinishPlus*	39001XXX

Single lever basin mixers with pin handle

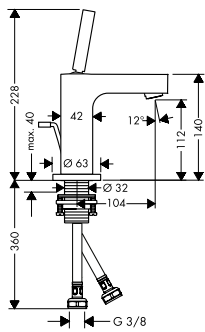
Features of all variants

/ consists of: single lever basin mixer, waste set
/ maximum flow rate at 3 bar: 5 l/min

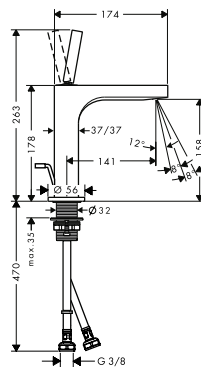
/ ceramic cartridge
/ suitable for continuous flow water heaters

/ connection type: G 3/8 connections
/ connection dimension: DN15

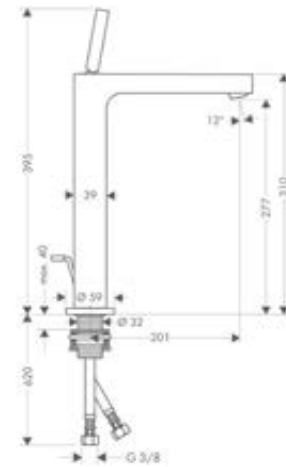
110



160



280



Sustainability



Technologies



Overview variants

Comfort-Zone	projection (mm)	spout height (mm)	spray types	waste set	for wash bowls	finish	code no.
110	104	112	Normal spray	pop-up	-	Chrome	39010000
						Brushed Black Chrome	39010340
						AXOR FinishPlus*	39010XXX
110	104	112	Normal spray	non-closing	-	Chrome	39018000
						Brushed Black Chrome	39018340
						AXOR FinishPlus*	39018XXX
160	141	158	laminar spray	pop-up	-	Chrome	39031000
						Brushed Black Chrome	39031340
						AXOR FinishPlus*	39031XXX
160	141	158	laminar spray	non-closing	-	Chrome	39032000
						Brushed Black Chrome	39032340
						AXOR FinishPlus*	39032XXX
280	201	277	Normal spray	pop-up	■	Chrome	39020000
						Brushed Black Chrome	39020340
						AXOR FinishPlus*	39020XXX

* AXOR FinishPlus: For further AXOR FinishPlus surfaces please see the AXOR FinishPlus overview on page 24.

Single lever basin mixers with lever handle

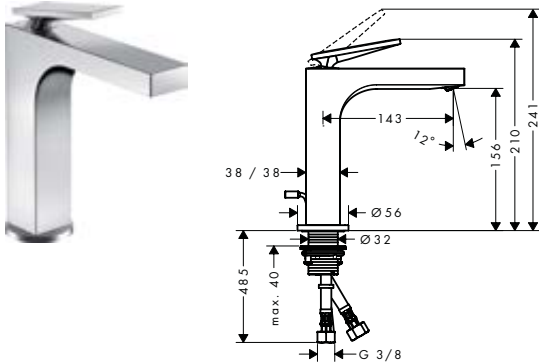
Features of all variants

/ consists of: single lever basin mixer, waste set
/ maximum flow rate at 3 bar: 5 l/min

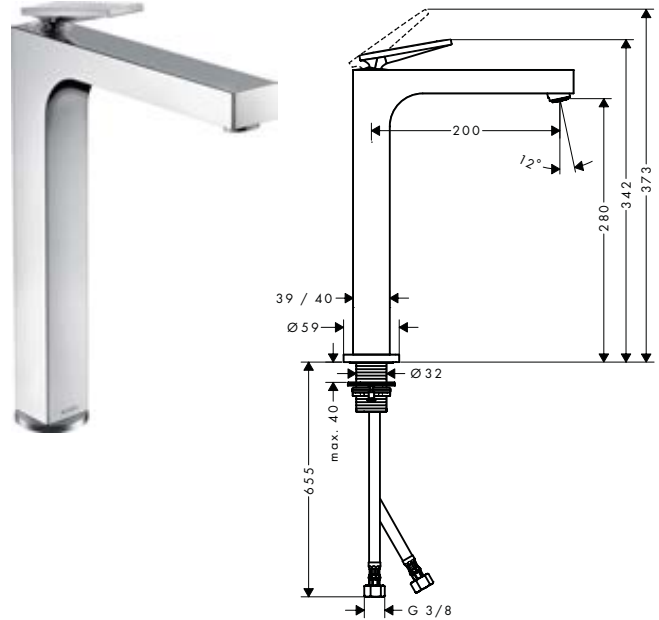
/ ceramic cartridge
/ suitable for continuous flow water heaters

/ connection type: G 3/8 connections
/ connection dimension: DN15

160



280 rhombic cut



Sustainability



Technologies



Overview variants

Comfort-Zone	projection (mm)	spout height (mm)	spray types	waste set	for wash bowls	structure element	finish	code no.
160	143	156	laminar spray	pop-up	-	without structure	Chrome	39023000
							Brushed Black Chrome	39023340
							AXOR FinishPlus*	39023XXX
160	143	156	laminar spray	non-closing	-	without structure	Chrome	39024000
							Brushed Black Chrome	39024340
							AXOR FinishPlus*	39024XXX
160	143	156	laminar spray	pop-up	-	rhombic cut	Chrome	39071000
							Brushed Black Chrome	39071340
							AXOR FinishPlus*	39071XXX
160	143	156	laminar spray	non-closing	-	rhombic cut	Chrome	39081000
							Brushed Black Chrome	39081340
							AXOR FinishPlus*	39081XXX
280	200	280	Normal spray	non-closing	■	without structure	Chrome	39021000
							Brushed Black Chrome	39021340
							AXOR FinishPlus*	39021XXX
280	200	280	Normal spray	non-closing	■	rhombic cut	Chrome	39151000
							Brushed Black Chrome	39151340
							AXOR FinishPlus*	39151XXX

Measurements within scale drawings are in mm.

Technical specifications and units of measure are subject to change.

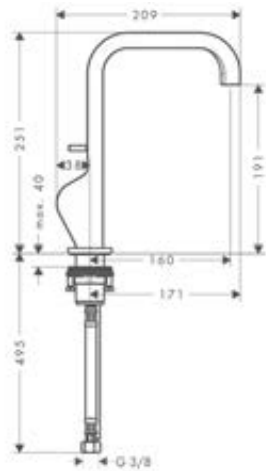
Single lever basin mixers

Features of all variants

/ consists of: single lever basin mixer, waste set
 / ComfortZone 190
 / projection: 160 mm
 / spout height: 191 mm

/ spray type: Normal spray
 / maximum flow rate at 3 bar: 5 l/min
 / ceramic cartridge
 / suitable for continuous flow water heaters

/ connection type: G 3/8 connections
 / connection dimension: DN15
 / handle position on the side: bottom-side at the base body (not suitable for wash bowls)



Sustainability



Technologies



Overview variants

waste set	finish	code no.
pop-up	Chrome	39034000
	Brushed Black Chrome	39034340
	AXOR FinishPlus*	39034XXX
non-closing	Chrome	39037000
	AXOR FinishPlus*	39037XXX

i 39037XXX

This product is not available in the AXOR FinishPlus surfaces Polished and Brushed Black Chrome.

Single lever basin mixers for concealed installation wall-mounted with plate

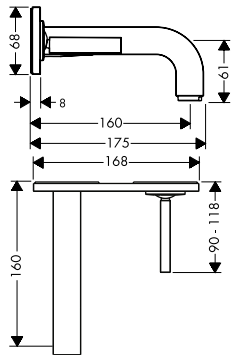
Features of all variants

/ consists of: single lever basin mixer for concealed installation wall-mounted, waste set
 / spray type: Normal spray
 / maximum flow rate at 3 bar: 5 l/min

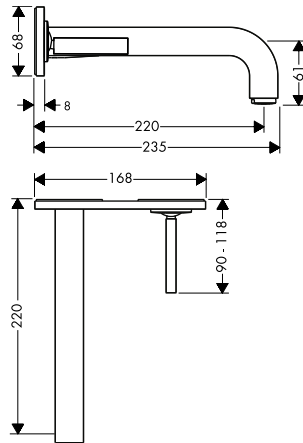
/ ceramic cartridge
 / suitable for continuous flow water heaters
 / non-closing waste set
 / connection type: basic set

/ connection dimension: DN15
 / handle can be positioned on the right or left, depending on the basic set installation

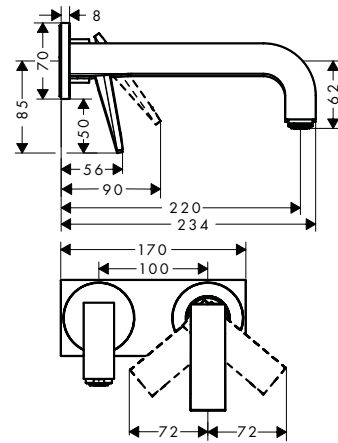
160



220



220 rhombic cut



Sustainability



Technologies



Overview variants

projection (mm)	handle version	structure element	finish	code no.
160	pin	without structure	Chrome	39112000
			Brushed Black Chrome	39112340
			AXOR FinishPlus*	39112XXX
220	pin	without structure	Chrome	39115000
			Brushed Black Chrome	39115340
			AXOR FinishPlus*	39115XXX
220	lever	without structure	Chrome	39119000
			Brushed Black Chrome	39119340
			AXOR FinishPlus*	39119XXX
220	lever	rhombic cut	Chrome	39171000
			Brushed Black Chrome	39171340
			AXOR FinishPlus*	39171XXX

Required parts:



Basic set for single lever basin mixer for concealed installation wall-mounted

code no.

13623180

Optional parts:



Extension set 25 mm for single lever basin mixer wall-mounted

code no.

13586000

3-hole basin mixers with plate

Features of all variants

/ consists of: 3-hole basin mixer, waste set
 / ComfortZone 170
 / projection: 140 mm
 / spout height: 166 mm

/ spray type: Normal spray
 / maximum flow rate at 3 bar: 5 l/min
 / suitable for continuous flow water heaters
 / pop-up waste set G 1 ¼

/ connection type: G ¾ connections
 / connection dimension: DN15
 / for use only at flat, plain surfaces

lever handle



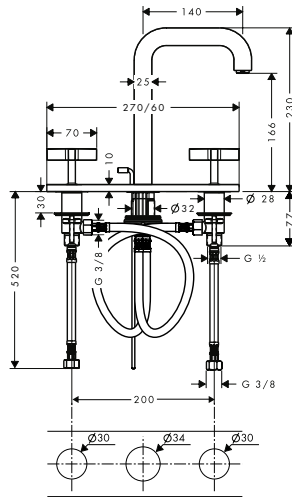
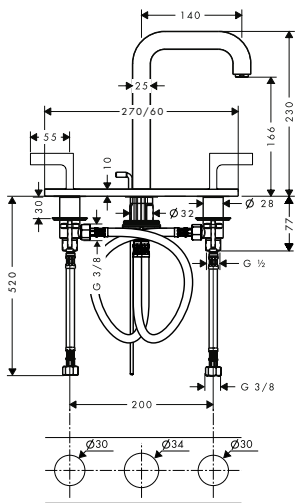
cross handle



Sustainability



Technologies



Overview variants

handle version	finish	code no.
lever	Chrome	39136000
	Brushed Black Chrome	39136340
	AXOR FinishPlus*	39136XXX
cross	Chrome	39134000
	Brushed Black Chrome	39134340
	AXOR FinishPlus*	39134XXX

Measurements within scale drawings are in mm.

Technical specifications and units of measure are subject to change.

3-hole basin mixers with escutcheons

Features of all variants

/ consists of: 3-hole basin mixer, waste set
 / ComfortZone 170
 / projection: 140 mm
 / spout height: 166 mm

/ spray type: Normal spray
 / maximum flow rate at 3 bar: 5 l/min
 / suitable for continuous flow water heaters
 / pop-up waste set G 1¼

/ connection type: G ¾ connections
 / connection dimension: DN15

lever handle



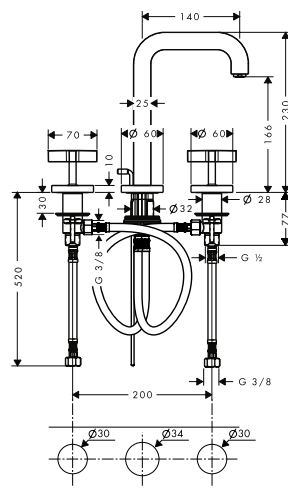
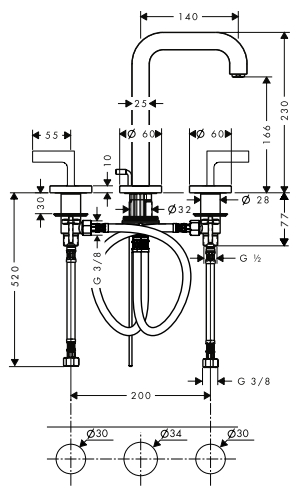
cross handle



Sustainability



Technologies



Overview variants

handle version	finish	code no.
lever	Chrome	39135000
	Brushed Black Chrome	39135340
	AXOR FinishPlus*	39135XXX
cross	Chrome	39133000
	Brushed Black Chrome	39133340
	AXOR FinishPlus*	39133XXX

Optional parts:



Hose extension set for 3-hole basin mixer

code no.

38959000

* AXOR FinishPlus: For further AXOR FinishPlus surfaces please see the AXOR FinishPlus overview on page 24.

3-hole basin mixers for concealed installation wall-mounted with plate 3-hole basin mixers for concealed

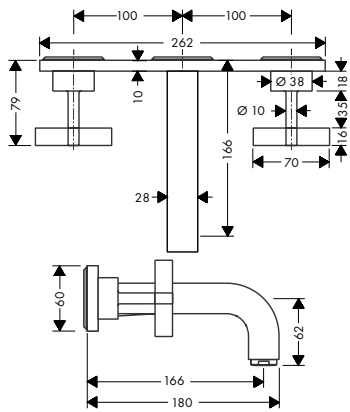
Features of all variants

/ consists of: 3-hole basin mixer for concealed installation wall-mounted, waste set
 / spray type: Normal spray

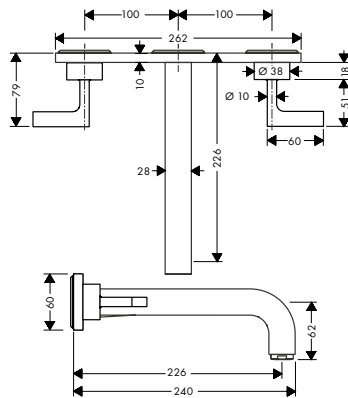
/ maximum flow rate at 3 bar: 5 l/min
 / suitable for continuous flow water heaters
 / non-closing waste set

/ connection type: basic set
 / connection dimension: DN15

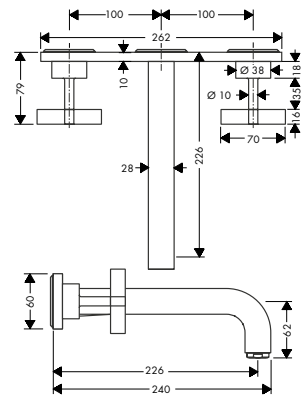
166



226 with lever handles



226 with cross handles



Sustainability



Technologies



Overview variants

projection (mm)	handle version	finish	code no.
166	cross	Chrome	39314000
		AXOR FinishPlus*	39314XXX
226	lever	Chrome	39148000
		Brushed Black Chrome	39148340
		AXOR FinishPlus*	39148XXX
226	cross	Chrome	39144000
		Brushed Black Chrome	39144340
		AXOR FinishPlus*	39144XXX

Required parts:



Basic set for 3-hole basin mixer for concealed installation wall-mounted

code no.

10303180

Optional parts:



Seal

code no.

96383000



Extension set 25 mm for basic set for 3-hole basin mixer wall-mounted

96259000

Measurements within scale drawings are in mm.

Technical specifications and units of measure are subject to change.

3-hole basin mixers for concealed installation wall-mounted with escutcheons

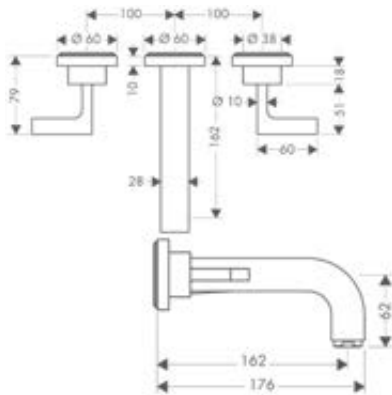
Features of all variants

/ consists of: 3-hole basin mixer for concealed installation wall-mounted, waste set
/ spray type: Normal spray

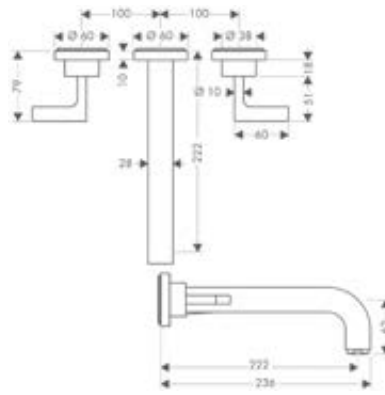
/ maximum flow rate at 3 bar: 5 l/min
/ suitable for continuous flow water heaters
/ non-closing waste set

/ connection type: basic set
/ connection dimension: DN15

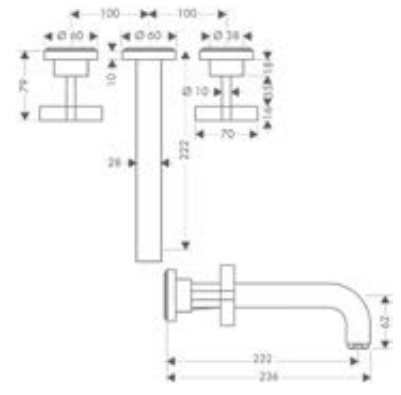
162 with lever handles



222 with lever handles



222 with cross handles



Sustainability



Technologies



Overview variants

projection (mm)	handle version	finish	code no.
162	lever	Chrome	39315000
		Brushed Black Chrome	39315340
		AXOR FinishPlus*	39315XXX
162	cross	Chrome	39313000
		Brushed Black Chrome	39313340
		AXOR FinishPlus*	39313XXX
222	lever	Chrome	39147000
		Brushed Black Chrome	39147340
		AXOR FinishPlus*	39147XXX
222	cross	Chrome	39143000
		Brushed Black Chrome	39143340
		AXOR FinishPlus*	39143XXX

Required parts:



Basic set for 3-hole basin mixer for concealed installation wall-mounted

code no.

10303180

Optional parts:



Seal

code no.

96383000



Extension set 25 mm for basic set for 3-hole basin mixer wall-mounted

96259000

* AXOR FinishPlus: For further AXOR FinishPlus surfaces please see the AXOR FinishPlus overview on page 24.

Single lever bidet mixers

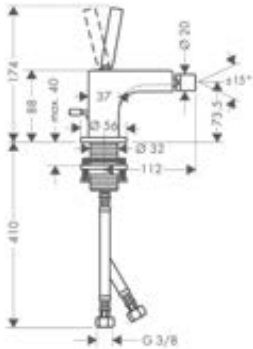
Features of all variants

/ consists of: single lever bidet mixer, waste set
 / aerator with ball pivot
 / spray type: laminar spray

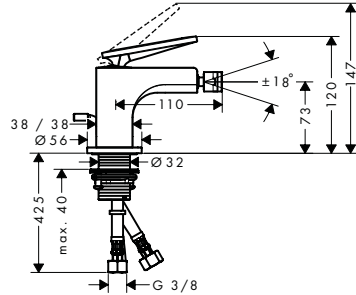
/ maximum flow rate at 3 bar: 7,2 l/min
 / ceramic cartridge
 / suitable for continuous flow water heaters

/ pop-up waste set G 1 1/4
 / connection type: G 3/8 connections
 / connection dimension: DN15

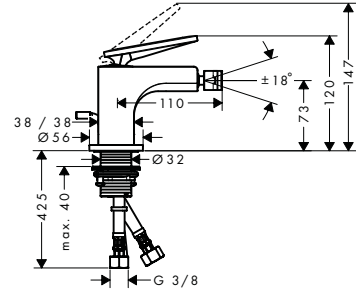
pin handle



lever handle



rhombic cut



Overview variants

handle version	structure element	finish	code no.
pin	without structure	Chrome	39210000
		Brushed Black Chrome	39210340
		AXOR FinishPlus*	39210XXX
lever	without structure	Chrome	39214000
		Brushed Black Chrome	39214340
		AXOR FinishPlus*	39214XXX
lever	rhombic cut	Chrome	39201000
		Brushed Black Chrome	39201340
		AXOR FinishPlus*	39201XXX

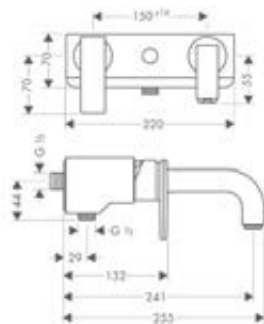
Single lever bath mixer for exposed installation with lever handle

Features

/ 2 functions
 / projection: 241 mm
 / centre distance: 150 ± 16 mm
 / spray type mixer: Normal spray
 / maximum flow rate at 3 bar: 18 l/min
 / flow rate for bath spout at 3 bar: 18 l/min

/ flow rate of hand shower at 3 bar: 15 l/min
 / ceramic cartridge
 / temperature limitation adjustable
 / diverter with automatic resetting
 / non-return valve
 / with silencer

/ suitable for continuous flow water heaters
 / connection dimension: DN15
 / connection type: G 1/2
 / min. operating pressure: 1 bar
 / max. operating pressure: 10 bar



Technologies



finish	code no.
Chrome	39400000
Brushed Black Chrome	39400340
AXOR FinishPlus*	39400XXX

Measurements within scale drawings are in mm.

Technical specifications and units of measure are subject to change.

Single lever bath mixers floor-standing

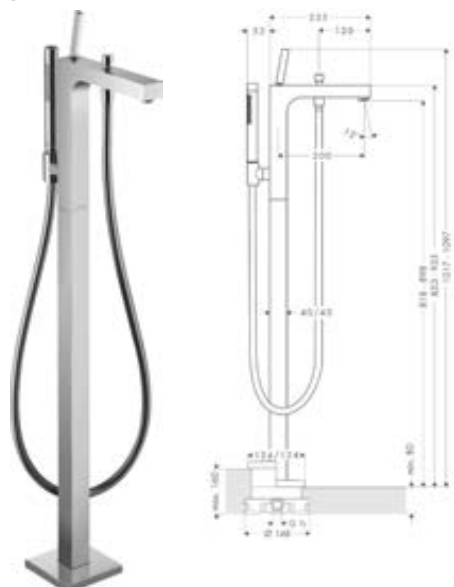
Features of all variants

/ consists of: single lever bath mixer floor standing,
 baton hand shower, shower hose, shower holder
 / 2 functions
 / projection: 200 mm
 / spray type mixer: Normal spray

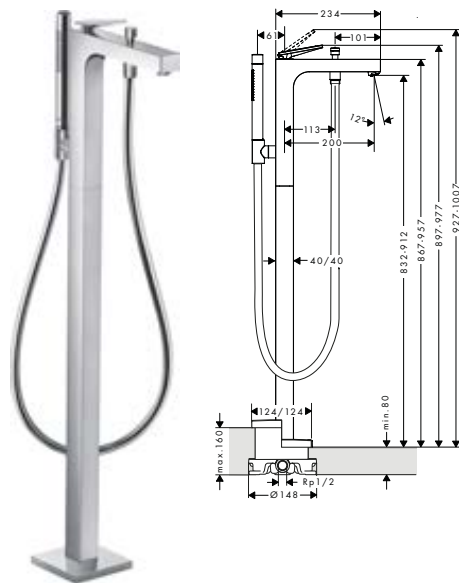
/ spray type hand shower: Rain, Mono
 / diverter with automatic resetting
 / protected against backflow, according to
 DIN EN 1717
 / connection dimension: DN15

/ connection type: basic set
 / min. operating pressure: 1 bar
 / max. operating pressure: 10 bar

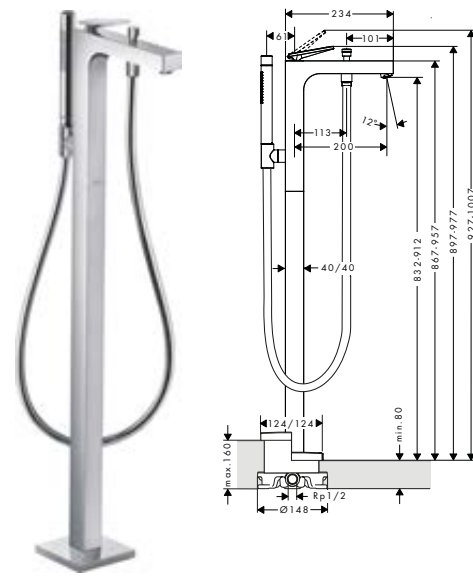
pin handle




lever handle



rhombic cut



Technologies



Spray types





Overview variants

handle version	structure element	finish	code no.
pin	without structure	Chrome	39451000
		Brushed Black Chrome	39451340
		AXOR FinishPlus*	39451XXX
lever	without structure	Chrome	39440000
		Brushed Black Chrome	39440340
		AXOR FinishPlus*	39440XXX
lever	rhombic cut	Chrome	39471000
		Brushed Black Chrome	39471340
		AXOR FinishPlus*	39471XXX

Required parts: code no.

	Basic set for mixers floor-standing	10452180
---	-------------------------------------	----------

Optional parts: code no.

	Sealing foil for basic set bath mixer floor-standing	96441000
	Extension 60 mm for pipe	97686000

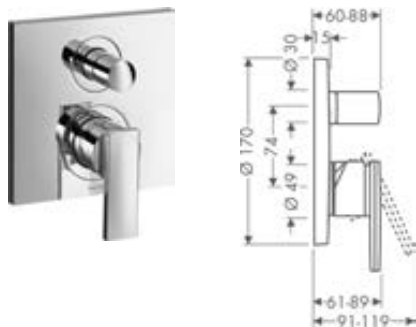
* AXOR FinishPlus: For further AXOR FinishPlus surfaces please see the AXOR FinishPlus overview on page 24.

Single lever bath mixers for concealed installation
Features of all variants

/ 2 functions
 / ceramic cartridge
 / temperature limitation adjustable

/ diverter with automatic resetting
 / with silencer
 / suitable for continuous flow water heaters

/ connection type: basic set
 / min. operating pressure: 1 bar
 / max. operating pressure: 10 bar





Overview variants

security combination EN 1717	max. flow rate at 3 bar (l/min)	finish	code no.
–	29	Chrome Brushed Black Chrome AXOR FinishPlus*	39455000 39455340 39455XXX
■	25	Chrome Brushed Black Chrome AXOR FinishPlus*	39457000 39457340 39457XXX

Required parts:

		code no.
	Basic set iBox universal	01700180

Optional parts:

	For	finish	code no.
	Extension element square 2-hole	39455XXX	Chrome AXOR FinishPlus*
	Extension 25 mm for basic set iBox universal		13587000
	Fastening rail set for iBox universal		93171000

3-hole bath mixers for concealed installation wall-mounted with plate

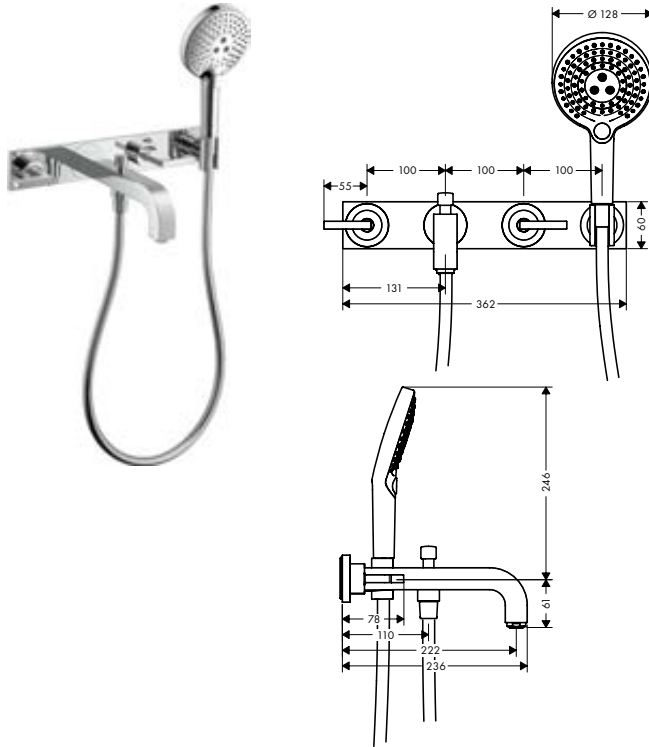
Features of all variants

/ consists of: 3-hole bath mixer, hand shower, shower holder, shower hose
 / 2 functions
 / projection: 222 mm
 / spray type mixer: Normal spray

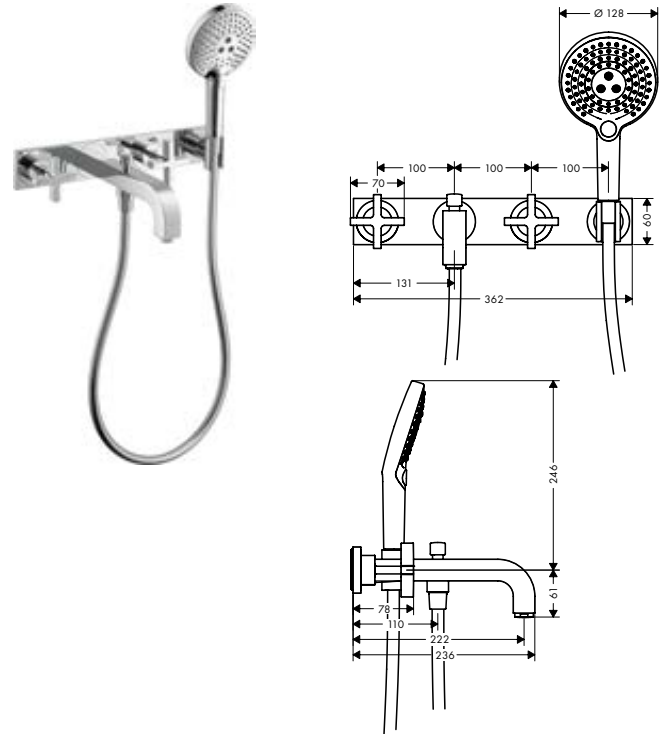
/ spray type hand shower: Rain, RainAir, WhirlAir
 / maximum flow rate at 3 bar: 22,5 l/min
 / flow rate for bath spout at 3 bar: 22,5 l/min
 / flow rate of hand shower at 3 bar: 20 l/min
 / diverter with automatic resetting

/ non-return valve
 / connection dimension: DN15
 / connection type: basic set
 / min. operating pressure: 1 bar
 / max. operating pressure: 10 bar

lever handle



cross handle



Technologies

Spray types



Overview variants

handle version	finish	code no.
lever	Chrome	39442000
	Brushed Black Chrome	39442340
	AXOR FinishPlus*	39442XXX
cross	Chrome	39441000
	Brushed Black Chrome	39441340
	AXOR FinishPlus*	39441XXX

Required parts:		code no.
	Basic set for 3-hole basin mixer for concealed installation wall-mounted	10303180
Optional parts:		code no.
	Seal	96383000
	Extension set 25 mm for basic set for 3-hole basin mixer wall-mounted	96259000

* AXOR FinishPlus: For further AXOR FinishPlus surfaces please see the AXOR FinishPlus overview on page 24.

3-hole bath mixers for concealed installation wall-mounted with escutcheons

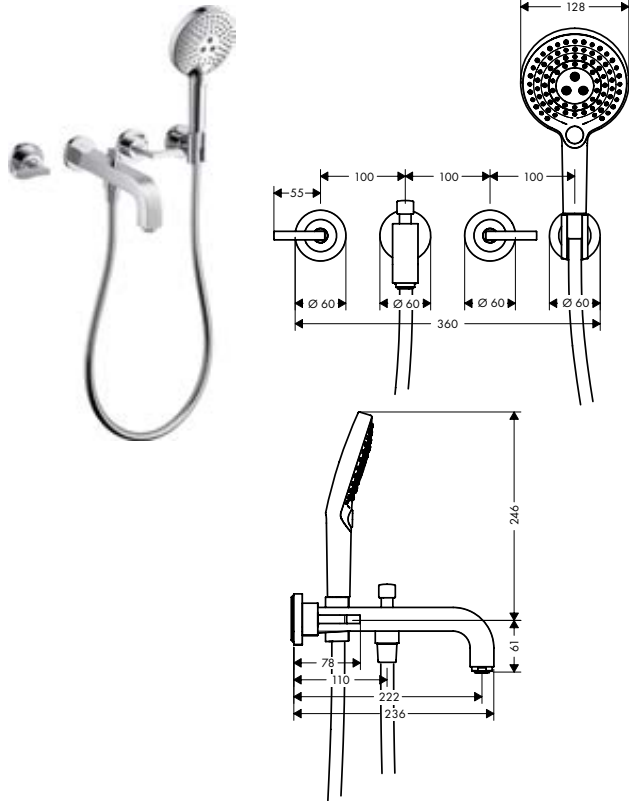
Features of all variants

/ consists of: 3-hole bath mixer, hand shower, shower holder, shower hose
 / 2 functions
 / projection: 222 mm
 / spray type mixer: Normal spray

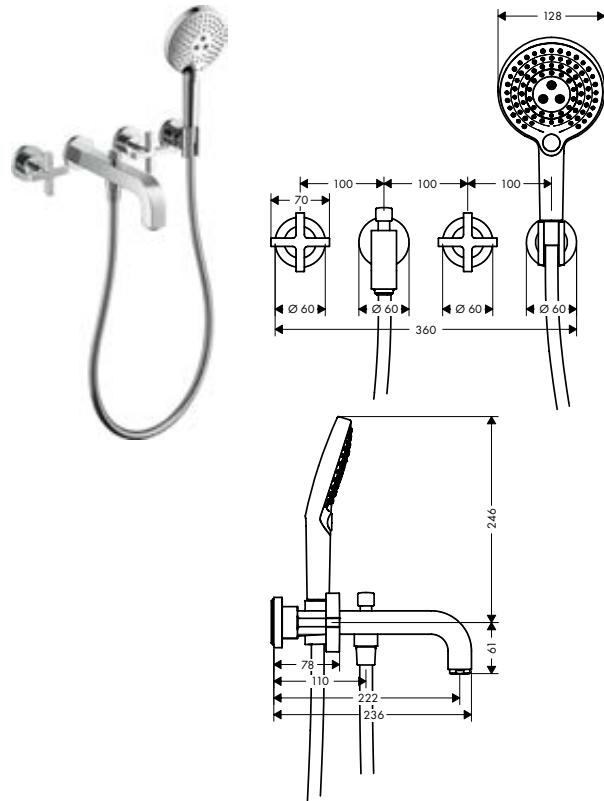
/ spray type hand shower: Rain, RainAir, WhirlAir
 / maximum flow rate at 3 bar: 22,5 l/min
 / flow rate for bath spout at 3 bar: 22,5 l/min
 / flow rate of hand shower at 3 bar: 20 l/min
 / diverter with automatic resetting

/ non-return valve
 / connection dimension: DN15
 / connection type: basic set
 / min. operating pressure: 1 bar
 / max. operating pressure: 10 bar

lever handle



cross handle



Technologies



Spray types



Overview variants

handle version	finish	code no.
lever	Chrome	39448000
	Brushed Black Chrome	39448340
	AXOR FinishPlus*	39448XXX
cross	Chrome	39447000
	Brushed Black Chrome	39447340
	AXOR FinishPlus*	39447XXX

Required parts:

	Basic set for 3-hole basin mixer for concealed installation wall-mounted	code no. 10303180
--	--	----------------------

Optional parts:

	Seal	code no. 96383000
	Extension set 25 mm for basic set for 3-hole basin mixer wall-mounted	code no. 96259000

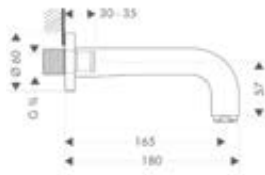
Bath spout

Features

/ 1 function
/ projection 165 mm

/ maximum flow rate at 3 bar: 21 l/min
/ connection dimension: device connection DN20

/ spray type: Normal spray



Technologies



finish	code no.
Chrome	39410000
Brushed Black Chrome	39410340
AXOR FinishPlus*	39410XXX

2-hole rim mounted thermostatic bath mixers

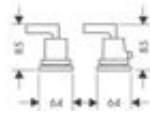
Features of all variants

/ 2 functions
/ safety stop at 40 °C

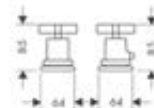
/ temperature limitation adjustable
/ suitable for remote spout

/ connection type: basic set
/ connection dimension: DN15

lever handle



cross handle



Overview variants

handle version	finish	code no.
lever	Chrome	39482000
	Brushed Black Chrome	39482340
	AXOR FinishPlus*	39482XXX
cross	Chrome	39480000
	Brushed Black Chrome	39480340
	AXOR FinishPlus*	39480XXX

Required parts:



Basic set for 2-hole rim mounted thermostatic bath mixer

code no.

15486180

Optional parts:



Flexible connection tube 800 mm

code no.

58308000



Connection tube set for 2-hole rim mounted thermostatic bath mixer

code no.

13089000

4-hole rim mounted bath mixers

Features of all variants

/ consists of: 4-hole rim mounted bath mixer,
hand shower, shower hose, shower holder
/ 2 functions
/ projection: 190 mm
/ spray type mixer: Normal spray

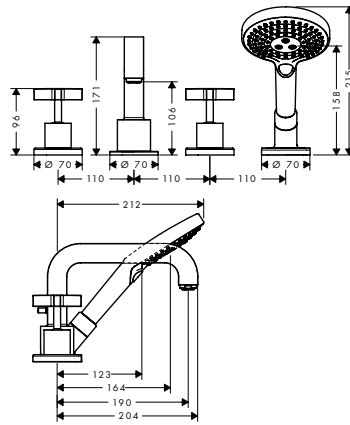
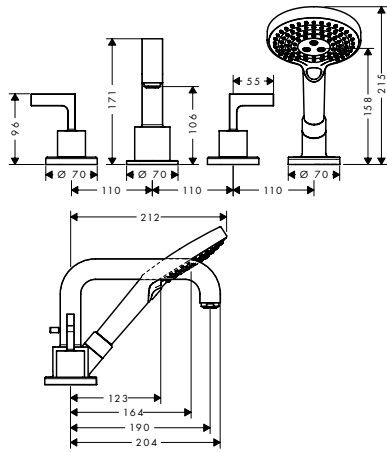
/ spray type hand shower: Rain, RainAir, WhirlAir
/ maximum pull-out length of hand shower: 1.10 m
/ maximum flow rate at 3 bar: 20,5 l/min
/ diverter with automatic resetting
/ non-return valve

/ connection dimension: DN15
/ connection type: basic set
/ min. operating pressure: 1 bar
/ max. operating pressure: 10 bar

lever handle



cross handle



Technologies



Spray types



Overview variants

handle version	finish	code no.
lever	Chrome	39446000
	Brushed Black Chrome	39446340
	AXOR FinishPlus*	39446XXX
cross	Chrome	39445000
	Brushed Black Chrome	39445340
	AXOR FinishPlus*	39445XXX

Required parts:



Basic set for 4-hole rim mounted bath mixer

code no.

15480180

* AXOR FinishPlus: For further AXOR FinishPlus surfaces please see the AXOR FinishPlus overview on page 24.

4-hole tile mounted bath mixers

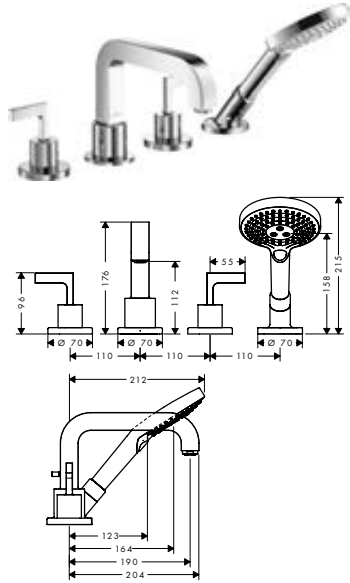
Features of all variants

/ consists of: 4-hole tile mounted bath mixer, hand shower, shower hose, shower holder
 / 2 functions
 / projection: 190 mm
 / spray type mixer: Normal spray
 / spray type hand shower: Rain, RainAir, WhirlAir

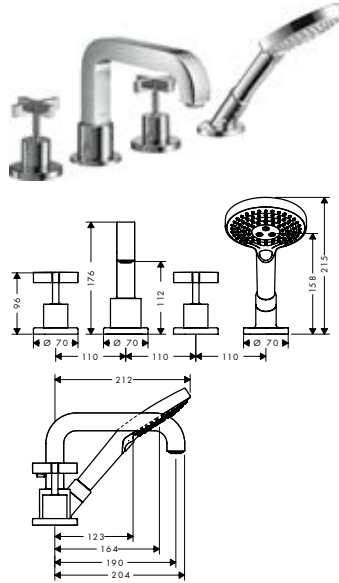
/ maximum pull-out length of hand shower: 1.10 m
 / maximum flow rate at 3 bar: 21 l/min
 / flow rate for bath spout at 3 bar: 21 l/min
 / flow rate of hand shower at 3 bar: 18 l/min
 / diverter with automatic resetting
 / non-return valve

/ connection dimension: DN15
 / connection type: basic set
 / min. operating pressure: 1 bar
 / max. operating pressure: 10 bar

lever handle



cross handle



Technologies



Spray types



Overview variants

handle version	finish	code no.
lever	Chrome	39454000
	Brushed Black Chrome	39454340
	AXOR FinishPlus*	39454XXX
cross	Chrome	39453000
	Brushed Black Chrome	39453340
	AXOR FinishPlus*	39453XXX

Required parts:



Basic set for 4-hole tile mounted bath mixer

code no.

15481180

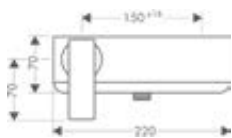
Single lever shower mixer for exposed installation with lever handle

Features

/ 1 function
 / centre distance: 150 ± 16 mm
 / maximum flow rate at 3 bar: 25 l/min
 / flow rate of hand shower at 3 bar: 16 l/min
 / ceramic cartridge

/ temperature limitation adjustable
 / non-return valve
 / with silencer
 / suitable for continuous flow water heaters
 / hose connection DN15

/ connection dimension: DN15
 / connection type: s-shaped connections
 / min. operating pressure: 1 bar
 / max. operating pressure: 10 bar



finish	code no.
Chrome	39600000
Brushed Black Chrome	39600340
AXOR FinishPlus*	39600XXX

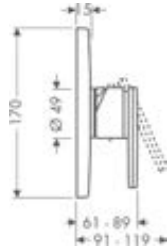
Single lever shower mixer for concealed installation with lever handle

Features

/ 1 function
/ maximum flow rate at 3 bar: 29 l/min
/ ceramic cartridge

/ temperature limitation adjustable
/ with silencer
/ suitable for continuous flow water heaters

/ connection type: basic set
/ min. operating pressure: 1 bar
/ max. operating pressure: 10 bar



finish	code no.
Chrome	39655000
Brushed Black Chrome	39655340
AXOR FinishPlus*	39655XXX

 **Required parts:**


Basic set iBox universal

code no.

01700180

Optional parts:

Extension element square 1-hole red blue

finish

code no.

Chrome

14965000

AXOR FinishPlus*

14965XXX



Extension 25 mm for basic set iBox universal

13587000



Fastening rail set for iBox universal

93171000

Porter unit 120/120 with baton hand shower 2jet and shower hose

Features

/ consists of: porter unit, baton hand shower, shower holder, shower hose

/ shower head size: 68 x 24 mm

/ integrated support function

/ spray type: Rain, Mono

/ maximum flow rate at 3 bar: 16,2 l/min

/ minimum flow pressure: 1 bar

/ operating pressure: min. 1 bar/max. 10 bar
/ for shower hoses with conical or cylindrical nut on both sides

/ with non-return valve

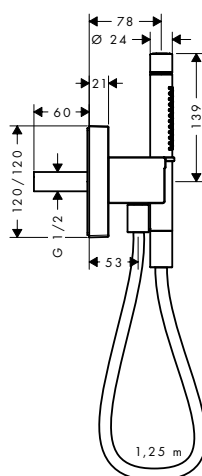
/ wall mounting: screw fastening

/ rinseable screen seal

/ in a joined installation (10 mm distance), the basic set no.28486180 must be used

/ in a joined installation (10 mm distance) we recommend for perfect handling only the horizontal installation

/ in a freely-arranged installation (distance greater than 10 mm), no basic set is required

**Spray types**

finish	code no.
Chrome	12626000
Brushed Bronze	12626140
Brushed Black Chrome	12626340
Polished Gold Optic	12626990
AXOR FinishPlus*	12626XXX

For more information on this product, see the next page.

Porter unit 120/120 with baton hand shower 2jet and shower hose

Optional parts:

 Basic set for shower module 120/120
for concealed installation

code no.

28486180

Shower holder round
Features

/ fixed holding position

/ for hoses with conical nut

/ material: metal



finish

code no.

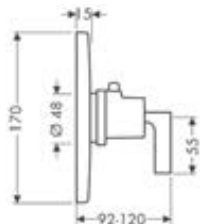
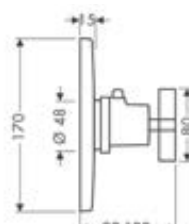
	Chrome	39525000
	Brushed Bronze	39525140
	Brushed Black Chrome	39525340
	Polished Gold Optic	39525990
	AXOR FinishPlus*	39525XXX

Thermostats HighFlow for concealed installation
Features of all variants

 / thermostat cartridge
/ maximum flow rate at 3 bar: 59 l/min
/ min. operating pressure: 1 bar

 / max. operating pressure: 10 bar
/ safety stop at 40 °C
/ temperature limitation adjustable

 / with silencer
/ connection type: basic set

lever handle

cross handle

Overview variants

handle version	finish	code no.
lever	Chrome	39711000
	Brushed Black Chrome	39711340
	AXOR FinishPlus*	39711XXX
cross	Chrome	39716000
	Brushed Black Chrome	39716340
	AXOR FinishPlus*	39716XXX

Required parts:


Basic set iBox universal

code no.

01700180

Optional parts:


Extension element square 1-hole

finish

code no.

	Chrome	14964000
	AXOR FinishPlus*	14964XXX


 Extension 25 mm for basic set iBox
universal

13587000



Fastening rail set for iBox universal

93171000

Thermostats for concealed installation with shut-off valve

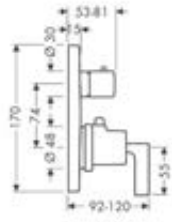
Features of all variants

/ 1 function
 / thermostat cartridge, ceramic valves 90°
 / maximum flow rate at 3 bar: 26 l/min

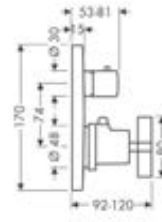
/ min. operating pressure: 1 bar
 / max. operating pressure: 10 bar
 / safety stop at 40 °C

/ temperature limitation adjustable
 / with silencer
 / connection type: basic set

lever handle



cross handle






Overview variants

handle version	finish	code no.
lever	Chrome	39700000
	Brushed Black Chrome	39700340
	AXOR FinishPlus*	39700XXX
cross	Chrome	39705000
	Brushed Black Chrome	39705340
	AXOR FinishPlus*	39705XXX

Required parts:

	code no.
 Basic set iBox universal	01700180

Optional parts:

	finish	code no.
 Extension element square 2-hole arrow	Chrome	14970000
	AXOR FinishPlus*	14970XXX
 Extension 25 mm for basic set iBox universal		13587000
 Fastening rail set for iBox universal		93171000

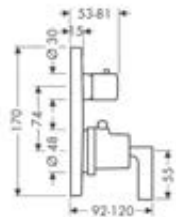
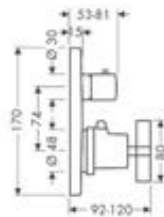
* AXOR FinishPlus: For further AXOR FinishPlus surfaces please see the AXOR FinishPlus overview on page 24.

Thermostats for concealed installation with shut-off and diverter valve
Features of all variants

/ 2 functions
 / thermostat cartridge, shut-off valve
 / maximum flow rate at 3 bar: 29 l/min
 / flow rate upper outlet: 25 l/min

/ flow rate lower outlet: 29 l/min
 / min. operating pressure: 1 bar
 / max. operating pressure: 10 bar
 / safety stop at 40 °C

/ temperature limitation adjustable
 / with silencer
 / connection type: basic set

lever handle

cross handle

Overview variants

handle version	finish	code no.
lever	● Chrome	39720000
	● Brushed Black Chrome	39720340
	● AXOR FinishPlus*	39720XXX
cross	● Chrome	39725000
	● Brushed Black Chrome	39725340
	● AXOR FinishPlus*	39725XXX

Required parts:


Basic set iBox universal

code no.

01700180

Optional parts:


Extension element square 2-hole 0-1-2

finish

code no.

● Chrome

14969000

● AXOR FinishPlus*

14969XXX



Extension 25 mm for basic set iBox universal

13587000



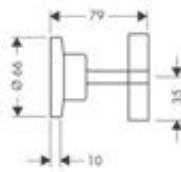
Fastening rail set for iBox universal

93171000

Shut-off valve for concealed installation with cross handle

Features

/ connection type: DN15/DN20



finish	code no.
Chrome	39965000
Brushed Black Chrome	39965340
AXOR FinishPlus*	39965XXX

⚠ Required parts (choose one)


Basic set 40 l/min for concealed installation for shut-off valve ceramic

code no.

16974180



Basic set 52 l/min for shut-off valve for concealed installation spindle

16973180



Basic set 130 l/min for shut-off valve for concealed installation spindle

16970180

Optional parts:


Extension set 25 mm for shut-off/ diverter valve Trio-/ Quattro

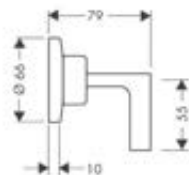
code no.

92990000

Shut-off valve for concealed installation with lever handle

Features

/ connection type: DN15/DN20



finish	code no.
Chrome	39960000
Brushed Black Chrome	39960340
AXOR FinishPlus*	39960XXX

⚠ Required parts (choose one)


Basic set 130 l/min for shut-off valve for concealed installation spindle

code no.

16970180



Basic set 52 l/min for shut-off valve for concealed installation spindle

16973180



Basic set 40 l/min for concealed installation for shut-off valve ceramic

16974180

Optional parts:


Extension set 25 mm for shut-off/ diverter valve Trio-/ Quattro

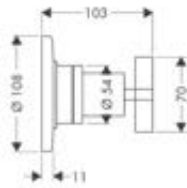
code no.

92990000

Shut-off/ diverter valve Trio/ Quattro for concealed installation with cross handle

Features

/ connection dimension: DN20



finish	code no.
Chrome	39925000
Brushed Black Chrome	39925340
AXOR FinishPlus*	39925XXX

Required parts (choose one)



Basic set for Quattro four-way diverter valve for concealed installation

code no.

16930180



Basic set for shut-off/ diverter valve Trio for concealed installation

16982180

Optional parts:

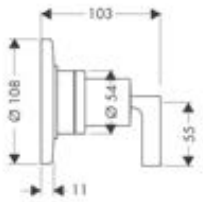


Extension set 25 mm for shut-off/ diverter valve Trio-/ Quattro

code no.

92990000

Shut-off/ diverter valve Trio/ Quattro for concealed installation with lever handle



finish	code no.
Chrome	39920000
Brushed Black Chrome	39920340
AXOR FinishPlus*	39920XXX

Required parts (choose one)



Basic set for Quattro four-way diverter valve for concealed installation

code no.

16930180



Basic set for shut-off/ diverter valve Trio for concealed installation

16982180

Optional parts:



Extension set 25 mm for shut-off/ diverter valve Trio-/ Quattro

code no.

92990000

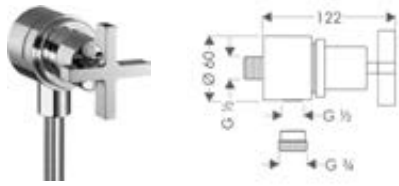
Wall outlet stop with non return valve, shut-off valve and cross handle

Features

/ connection type: DN15

/ hose connection DN15/DN20

/ with non-return valve



finish	code no.
Chrome	39883000
Brushed Black Chrome	39883340
AXOR FinishPlus*	39883XXX

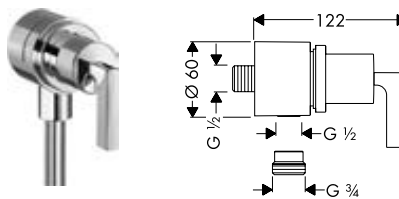
Wall outlet stop with non return valve, shut-off valve and lever handle

Features

/ connection type: DN15

/ hose connection DN15/DN20

/ with non-return valve



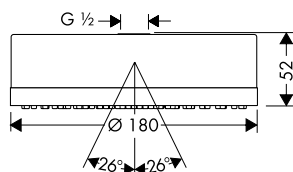
finish	code no.
Chrome	39882000
Brushed Black Chrome	39882340
AXOR FinishPlus*	39882XXX

Overhead shower 180 1jet
Features

/ shower head size: 180 mm
 / spray type: RainAir
 / ball-joint: overhead shower angle adjustable
 / material spray disc: metal

/ maximum flow rate at 3 bar: 24 l/min
 / flow rate RainAir spray (at 3 bar): 24 l/min
 / minimum flow pressure: 1,5 bar
 / spray disc removable for cleaning

/ installation: ceiling or wall
 / connection thread G ½
 / connection dimension: DN15
 / suitable for continuous flow water heaters


Technologies

Spray types


finish	code no.
Chrome	28489000
Brushed Bronze	28489140
Brushed Black Chrome	28489340
Polished Gold Optic	28489990
AXOR FinishPlus*	28489XXX

Optional parts:


Shower arm 390 mm

finish	code no.
Chrome	26431000
Brushed Bronze	26431140
Brushed Black Chrome	26431340
Polished Gold Optic	26431990
AXOR FinishPlus*	26431XXX



Ceiling connector 100 mm

finish	code no.
Chrome	26432000
Brushed Bronze	26432140
Brushed Black Chrome	26432340
Polished Gold Optic	26432990
AXOR FinishPlus*	26432XXX



Ceiling connector 300 mm

finish	code no.
Chrome	26433000
Brushed Bronze	26433140
Brushed Black Chrome	26433340
Polished Gold Optic	26433990
AXOR FinishPlus*	26433XXX

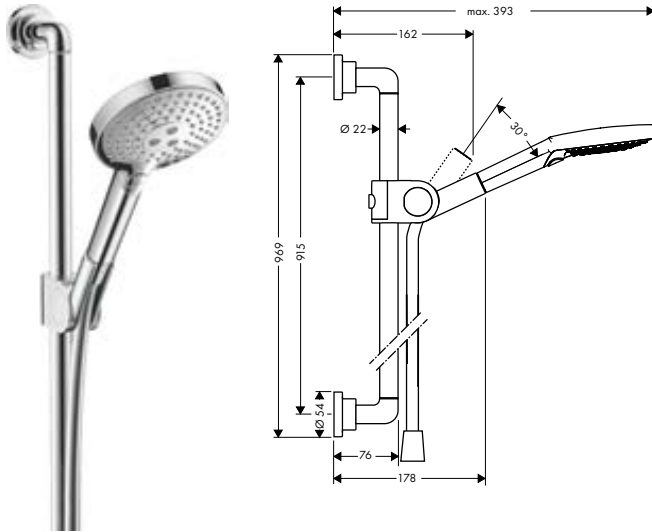
Shower set 0.90 m with hand shower 120 3jet

Features

- / consists of: hand shower, shower bar, shower hose, slider
- / shower head size: 120 mm
- / spray type: Rain, RainAir, WhirlAir
- / convenient spray selection via Select button
- / inclination angle can be adjusted by 30°

- / support for shower hose with conical nuts
- / maximum flow rate at 3 bar: 16 l/min
- / minimum flow pressure: 1 bar
- / operating pressure: min. 1 bar/max. 6 bar
- / pivot connector prevents hose from tangling
- / wall mounting: screw fastening

- / wall supports of metal
- / pipe length: 969 mm
- / shower bar diameter: 22 mm
- / profile pipe: round
- / drilling distance 915 mm



Technologies



Spray types



finish	code no.
Chrome	27991000
Brushed Black Chrome	27991340
AXOR FinishPlus*	27991XXX

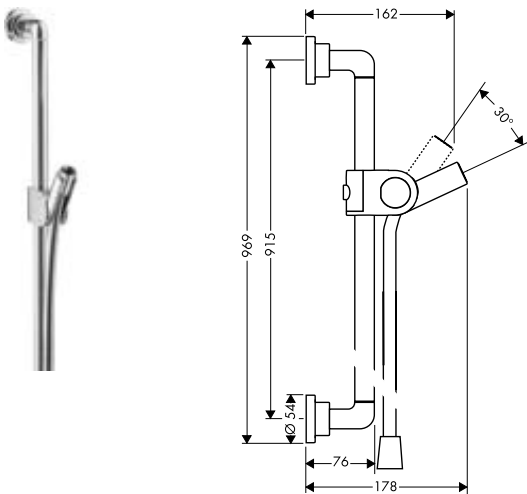
Shower bar 0.90 m with shower hose 1.60 m

Features

- / consists of: shower bar, shower hose, slider
- / pivot connector prevents hose from tangling
- / pipe length: 969 mm

- / shower bar diameter: 25 mm
- / profile pipe: round
- / metal hand shower holder

- / hand shower holder with locking mechanism
- / wall supports of metal



finish	code no.
Chrome	27831000
Brushed Black Chrome	27831340
AXOR FinishPlus*	27831XXX

* AXOR FinishPlus: For further AXOR FinishPlus surfaces please see the AXOR FinishPlus overview on page 24.

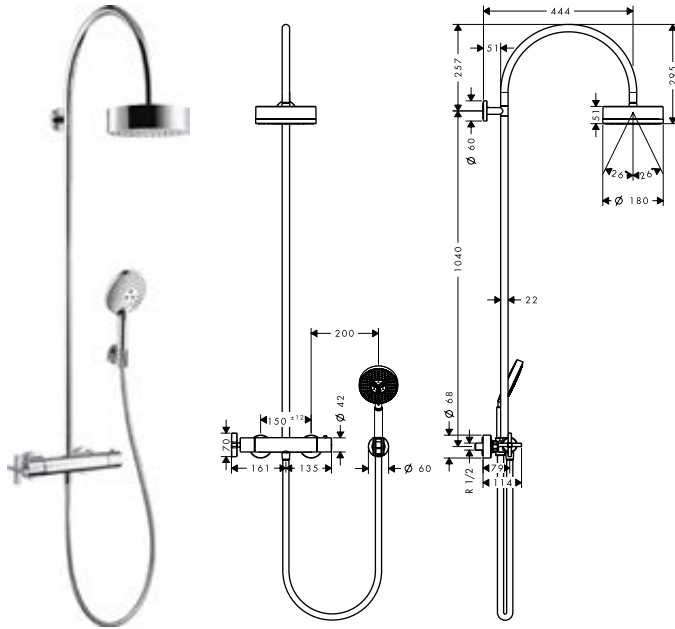
Showerpipe with thermostat and overhead shower 180 ljet

Features

- / consists of: overhead shower, hand shower, shower thermostat, shower hose, shower holder
- / overhead shower AXOR Citterio
- / shower head size overhead shower: 180 mm
- / spray type overhead shower: Rain
- / ball-joint: overhead shower angle adjustable
- / maximum flow rate at 3 bar: 17 l/min
- / flow rate Rain spray (at 3 bar): 17 l/min
- / spray type hand shower: RainAir, Rain, Whirl

- / flow rate of hand shower at 3 bar: 14,9 l/min
- / minimum flow pressure: 1 bar
- / max. operating pressure: 10 bar
- / shower bar diameter: 22 mm
- / hand shower wall support
- / shower arm length overhead shower: 444 mm
- / safety stop at 38°C
- / adjustable hot water limitation
- / outlets controlled via turning handle

- / suitable for continuous flow water heaters
- / mounting type: exposed installation
- / connection dimension DN15
- / connection thread G 1/2
- / centre distance 150 ± 12 mm
- / intrinsically safe against backflow
- / 2 functions



Technologies



Spray types



finish	code no.
Chrome	39670000
Brushed Black Chrome	39670340
AXOR FinishPlus*	39670XXX

*AXOR FinishPlus: For further AXOR FinishPlus surfaces please see the AXOR FinishPlus overview on page 24.



AXOR Citterio E

Basin	254
Bidet	260
Bath	261
Shower	266
Thermostatic mixers / valves /diverters	267
Shower sets	273





AXOR Citterio E

The essence of elegance

AXOR Citterio E perfects the beauty of **proportionality** and connects curved and angular shapes, familiar and new, classic and modern, to create a timelessly **elegant** form. Balanced right down to the last detail. This is the E in AXOR Citterio E. **Harmony** is created in the balance of opposites.

Design: Antonio Citterio

“AXOR CITTERIO E IS
A REDESIGN OF AN
EVERYDAY OBJECTS.
THESE LITTLE, BUT
REFINED DETAILS ARE
EXTREMELY IMPORTANT
FOR PERCEPTION.”

Antonio Citterio

CHARACTERISTIC DESIGN FEATURE:

Elegant, **timeless** design: Soft, round shapes, a tapered spout and classic cross handles that are especially ergonomic.

THE DESIGNER'S IDEA:

A symbiosis of opposites to create perfect beauty:
With AXOR Citterio E we wanted to create something simple, but with high tangible and visible quality, to serve as an antidote to our complex world.

SPECIAL COLLECTION HIGHLIGHTS:

- / Three handle variants: the **classic** cross handle, the **modern** pin handle and the **ergonomic** lever handle
- / Modern functionality: pin handle, shower set with metal slider, thermostatic module with various handles for different functions and, unambiguous, ergonomic control
- / Select products from the collection available in Matt Black
- / AXOR Citterio E is the third collection in cooperation with Antonio Citterio

Learn more about AXOR Citterio E:

axor-design.com

A perfect symbiosis of right angles and soft, round shapes

Elegance and ease of use come together in the single-hole lavatory faucet. Precisely worked surfaces and edges are combined with gentle shapes and escutcheons in Softsquare **design**. Different handle variants, such as the slim joystick handle or the lever handle, are an expression of high quality.



Cross handles, with their **classic** look, characterize the three-hole wash basin mixers. **Ergonomic**, with soft radii, they are easy to grip and to operate.



Elegance and functionality in the shower

The scope for individual design is almost boundless. The thermostatic module 380/120 can be installed with individual escutcheons for three functions or with a plate for two functions. In connection with the basic set based on the **modular** principle of the AXOR ShowerCollection, installation can be carried out for customized dimensions in rows spaced 10 mm apart. The building block system and the optional 120/120 square product grid offer more options for individuality and creativity in shower planning.






Intuitive and ergonomic operation at the bathtub

The floor-standing thermostatic mixer for the bathtub is an eye-catcher. The simple baton hand shower has two spray modes, the elegant cross handle controls water flow, and the thermostatic mixer is used to set the temperature.



The four-hole rim-mounted mixer is a timeless, elegant product for the bathtub. At the same time, the handles offer intuitive operation: the temperature with the cylindrical handle, the water flow with the ergonomic cross handle.



For matching products please refer to the AXOR Program chapters



AXOR Showers

P. 402



AXOR Accessories

P. 520



AXOR Electronic

P. 568

Single lever basin mixers for hand washbasins

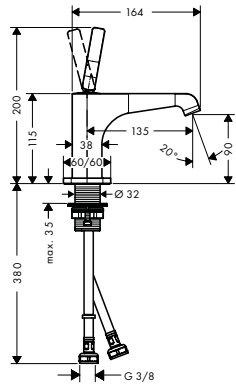
Features of all variants

/ consists of: single lever basin mixer, waste set
 / ComfortZone 90
 / projection: 135 mm
 / spout height: 90 mm

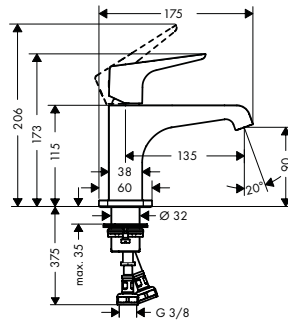
/ spray type: laminar spray
 / maximum flow rate at 3 bar: 5 l/min
 / ceramic cartridge
 / suitable for continuous flow water heaters

/ non-closing waste set
 / connection type: G 3/8 connections
 / connection dimension: DN15

pin handle



lever handle



Sustainability



Technologies



Overview variants

handle version	finish	code no.
pin	Chrome	36102000
	Brushed Bronze	36102140
	Brushed Black Chrome	36102340
	AXOR FinishPlus*	36102XXX
lever	Chrome	36112000
	Brushed Bronze	36112140
	Brushed Black Chrome	36112340
	AXOR FinishPlus*	36112XXX

Single lever basin mixers

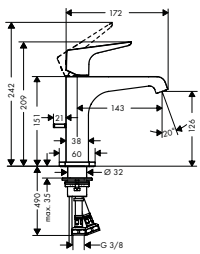
Features of all variants

/ consists of: single lever basin mixer, waste set
 / spray type: laminar spray
 / maximum flow rate at 3 bar: 5 l/min

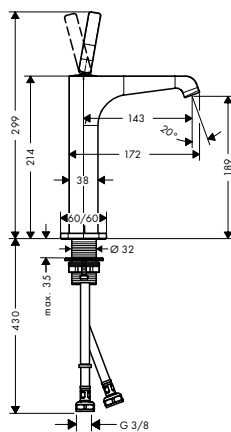
/ ceramic cartridge
 / suitable for continuous flow water heaters
 / connection type: G 3/8 connections

/ connection dimension: DN15

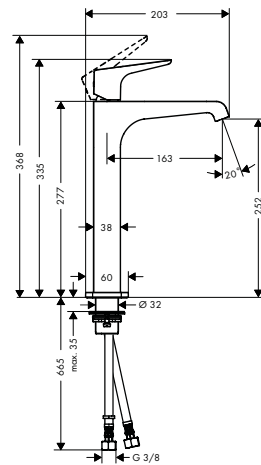
130 lever handle



190 lever handle



250 pin handle



Sustainability



Technologies



Overview variants

Comfort-Zone	projection (mm)	spout height (mm)	waste set	handle version	for wash bowls	finish	code no.
130	143	126	pop-up	pin	-	Chrome	36100000
						Brushed Bronze	36100140
						Brushed Black Chrome	36100340
						Matt Black NEW	36100670
						AXOR FinishPlus*	36100XXX
130	143	126	non-closing	pin	-	Chrome	36101000
						Brushed Bronze	36101140
						Brushed Black Chrome	36101340
						Matt Black NEW	36101670
						AXOR FinishPlus*	36101XXX
130	143	126	pop-up	lever	-	Chrome	36110000
						Brushed Bronze	36110140
						Brushed Black Chrome	36110340
						Matt Black NEW	36110670
						AXOR FinishPlus*	36110XXX

For more information on this product, see the next page.

* AXOR FinishPlus: For further AXOR FinishPlus surfaces please see the AXOR FinishPlus overview on page 24.

Single lever basin mixers

Overview variants

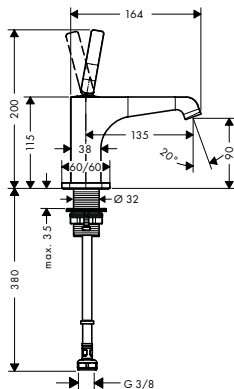
Comfort-Zone	projection (mm)	spout height (mm)	waste set	handle version	for wash bowls	finish	code no.
130	143	126	non-closing	lever	-	Chrome	36111000
						Brushed Bronze	36111140
						Brushed Black Chrome	36111340
						Matt Black NEW	36111670
						AXOR FinishPlus*	36111XXX
190	143	189	non-closing	pin	■	Chrome	36103000
						Brushed Bronze	36103140
						Brushed Black Chrome	36103340
						AXOR FinishPlus*	36103XXX
250	163	252	non-closing	pin	■	Chrome	36104000
						Brushed Bronze	36104140
						Brushed Black Chrome	36104340
						Matt Black NEW	36104670
						AXOR FinishPlus*	36104XXX
250	163	252	non-closing	lever	■	Chrome	36113000
						Brushed Bronze	36113140
						Brushed Black Chrome	36113340
						Matt Black NEW	36113670
						AXOR FinishPlus*	36113XXX

Pillar tap 90 with pin handle without waste set
Features

/ ComfortZone 90
 / projection: 135 mm
 / spout height: 90 mm
 / spray type: laminar spray

/ maximum flow rate at 3 bar: 5 l/min
 / ceramic cartridge
 / for cold water connection
 / non-closing waste set

/ connection type: G 3/8 connection hose
 / connection dimension: DN15


Sustainability

Technologies


finish	code no.
Chrome	36105000
Brushed Bronze	36105140
Brushed Black Chrome	36105340
AXOR FinishPlus*	36105XXX

Single lever basin mixers for concealed installation wall-mounted

Features of all variants

/ consists of: single lever basin mixer for concealed installation wall-mounted, waste set
 / projection: 221 mm
 / spray type: laminar spray

/ maximum flow rate at 3 bar: 5 l/min
 / ceramic cartridge
 / suitable for continuous flow water heaters
 / non-closing waste set

/ connection type: basic set
 / handle can be positioned on the right or left, depending on the basic set installation

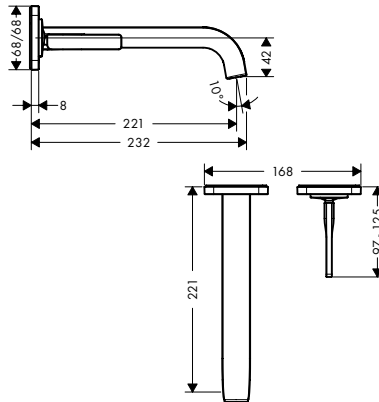
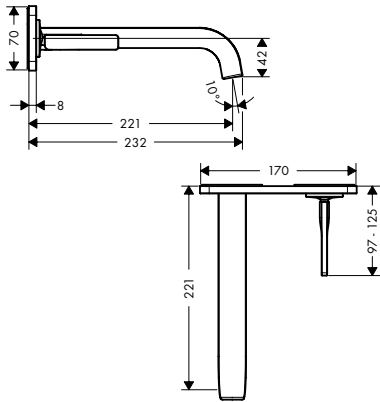
with plate



with escutcheons



Sustainability



Overview variants

cover	finish	code no.
plate	Chrome	36114000
	Brushed Bronze	36114140
	Brushed Black Chrome	36114340
	AXOR FinishPlus*	36114XXX
	escutcheons	Chrome
	Brushed Bronze	36106140
	Brushed Black Chrome	36106340
	Matt Black NEW	36106670
	AXOR FinishPlus*	36106XXX

Required parts:



Basic set for single lever basin mixer for concealed installation wall-mounted

code no.

13623180

Optional parts:



Extension set 25 mm for single lever basin mixer wall-mounted

code no.

13586000

* AXOR FinishPlus: For further AXOR FinishPlus surfaces please see the AXOR FinishPlus overview on page 24.

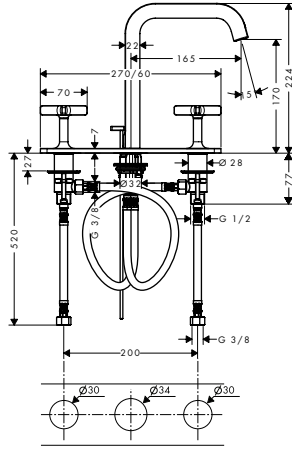
3-hole basin mixer 170 with plate and pop-up waste set

Features

/ consists of: 3-hole basin mixer, waste set
 / ComfortZone 170
 / projection: 165 mm
 / spout height: 170 mm

/ spray type: laminar spray
 / maximum flow rate at 3 bar: 5 l/min
 / ceramic valves hot/ cold 180°
 / suitable for continuous flow water heaters

/ pop-up waste set G 1¼
 / connection type: G ¾ connections
 / connection dimension: DN15
 / for use only at flat, plain surfaces



Sustainability



Technologies



finish	code no.
Chrome	36116000
Brushed Bronze	36116140
Brushed Black Chrome	36116340
AXOR FinishPlus*	36116XXX

Optional parts:



Hose extension set for 3-hole basin mixer

code no.

38959000

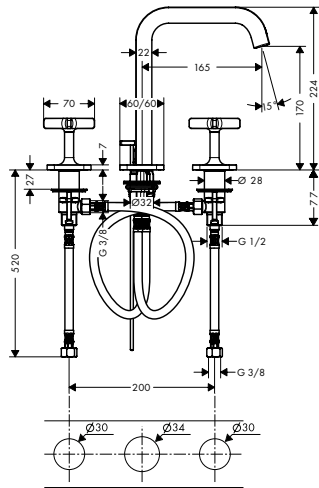
3-hole basin mixer 170 with escutcheons and pop-up waste set

Features

/ consists of: 3-hole basin mixer, waste set
 / ComfortZone 170
 / projection: 165 mm
 / spout height: 170 mm

/ spray type: laminar spray
 / maximum flow rate at 3 bar: 5 l/min
 / ceramic valves hot/ cold 180°
 / suitable for continuous flow water heaters

/ pop-up waste set G 1¼
 / connection type: G ¾ connections
 / connection dimension: DN15



Sustainability



Technologies



finish	code no.
Chrome	36108000
Brushed Bronze	36108140
Brushed Black Chrome	36108340
Matt Black NEW	36108670
AXOR Finish-Plus*	36108XXX

Optional parts:



Hose extension set for 3-hole basin mixer

code no.

38959000

3-hole basin mixers wall mounted

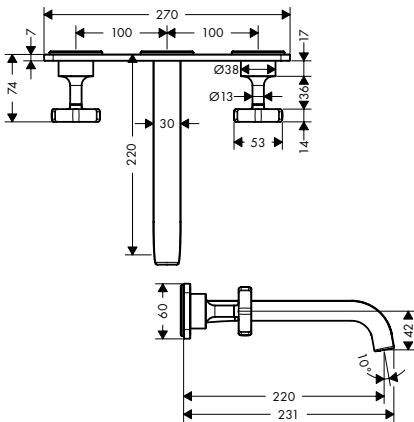
Features of all variants

/ consists of: 3-hole basin mixer for concealed installation wall-mounted, waste set
 / projection: 220 mm
 / spray type: laminar spray

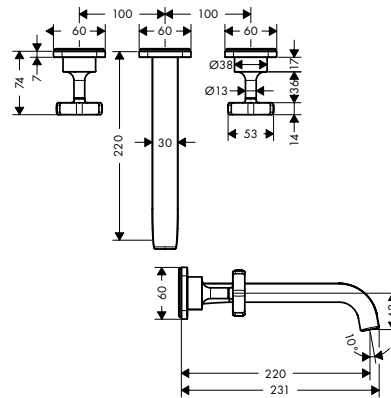
/ maximum flow rate at 3 bar: 5 l/min
 / ceramic valves hot/ cold 180°
 / suitable for continuous flow water heaters
 / non-closing waste set

/ connection type: basic set
 / connection dimension: DN15

with plate



with escutcheons



Sustainability



Overview variants

	cover	finish	code no.
plate		Chrome	36115000
		Brushed Bronze	36115140
		Brushed Black Chrome	36115340
		AXOR Finish-Plus*	36115XXX
escutcheons		Chrome	36107000
		Brushed Bronze	36107140
		Brushed Black Chrome	36107340
		Matt Black NEW	36107670
		AXOR Finish-Plus*	36107XXX

Required parts:



Basic set for 3-hole basin mixer for concealed installation wall-mounted

code no.

10303180

Optional parts:



Extension set 25 mm for basic set for 3-hole basin mixer wall-mounted

code no.

96259000



Seal

96383000

Single lever bidet mixers

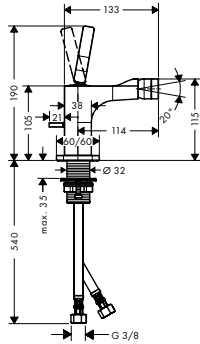
Features of all variants

/ consists of: single lever bidet mixer, waste set
 / projection 114 mm
 / aerator with ball pivot
 / spray type: Normal spray

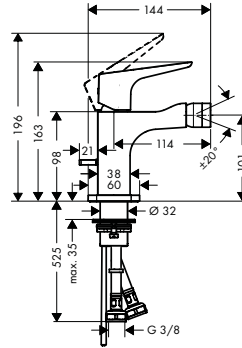
/ maximum flow rate at 3 bar: 7,2 l/min
 / ceramic cartridge
 / suitable for continuous flow water heaters
 / pop-up waste set G 1 ¼

/ connection type: G ¾ connections
 / connection dimension: DN15

pin handle



lever handle



Technologies



Overview variants

handle version	finish	code no.
pin	Chrome	36120000
	Brushed Bronze	36120140
	Brushed Black Chrome	36120340
	Matt Black NEW	36120670
	AXOR FinishPlus*	36120XXX
	lever	Chrome
	Brushed Bronze	36121140
	Brushed Black Chrome	36121340
	AXOR FinishPlus*	36121XXX

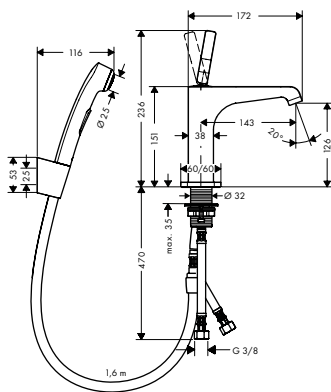
Single lever basin mixer 130 with bidette hand shower and shower hose 1.60 m

Features

/ consists of: single lever basin mixer, bidette hand shower, shower holder, shower hose, waste set
 / ComfortZone 130
 / projection: 143 mm
 / spout height: 126 mm

/ spray type: Normal spray
 / spray type Bidette: shower spray
 / maximum flow rate at 3 bar: 5 l/min
 / ceramic cartridge
 / suitable for continuous flow water heaters

/ push-open waste set G 1 ¼
 / connection type: G ¾ connections
 / connection dimension: DN15



Sustainability



Technologies



finish	code no.
Chrome	36130000
Brushed Bronze	36130140
Brushed Black Chrome	36130340
Matt Black NEW	36130670
AXOR FinishPlus*	36130XXX

Measurements within scale drawings are in mm.

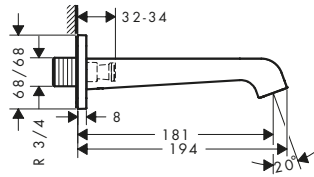
Technical specifications and units of measure are subject to change.

Bath spout**Features**

/ 1 function
/ connection type: G 3/4

/ projection 181 mm
/ maximum flow rate at 3 bar: 23 l/min

/ spray type: laminar spray

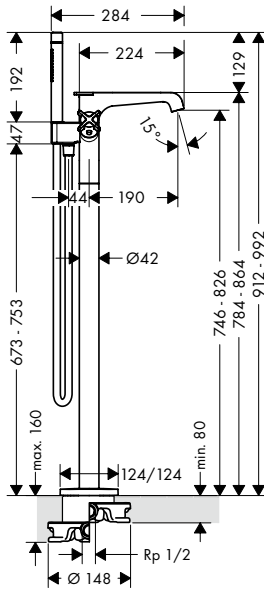


finish		code no.
Chrome		36425000
Brushed Bronze		36425140
Brushed Black Chrome		36425340
Matt Black	NEW	36425670
AXOR FinishPlus*		36425XXX

Bath thermostat floor-standing

Features

- / consists of: bath thermostat floor standing, baton hand shower, shower hose, shower holder
- / projection 190 mm
- / 2 functions
- / diversion between outlets via diverter knob
- / spray type mixer: laminar spray
- / spray type hand shower: Rain, Mono
- / maximum flow rate at 3 bar: 19 l/min
- / flow rate for bath spout at 3 bar: 19 l/min
- / flow rate of hand shower at 3 bar: 15 l/min
- / min. operating pressure: 1 bar
- / max. operating pressure: 10 bar
- / thermostat cartridge, ceramic valve 180°
- / safety stop at 40 °C
- / temperature limitation adjustable
- / non-return valve
- / with automatic resetting
- / connection type: basic set
- / connection dimension: DN15



Spray types



finish	code no.
Chrome	36416000
Brushed Bronze	36416140
Brushed Black Chrome	36416340
Matt Black NEW	36416670
AXOR FinishPlus*	36416XXX

Required parts:



Basic set for mixers floor-standing

code no.

10452180

Optional parts:



Sealing foil for basic set bath mixer floor-standing

code no.

96441000



Extension 60 mm for pipe

97686000

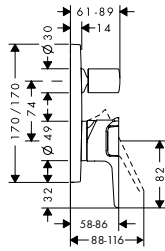
Single lever bath mixers for concealed installation

Features of all variants

/ 2 functions
/ ceramic cartridge
/ temperature limitation adjustable

/ diverter with automatic resetting
/ with silencer
/ suitable for continuous flow water heaters

/ connection type: basic set
/ min. operating pressure: 1 bar
/ max. operating pressure: 10 bar



Overview variants

security combination EN 1717	max. flow rate at 3 bar (l/min)	finish	code no.
-	29	Chrome	36455000
		Brushed Bronze	36455140
		Brushed Black Chrome	36455340
		Matt Black NEW	36455670
		AXOR FinishPlus*	36455XXX
■	25	Chrome	36457000
		Brushed Bronze	36457140
		Brushed Black Chrome	36457340
		AXOR FinishPlus*	36457XXX

Required parts:


Basic set iBox universal

code no.

01700180

Optional parts:


Extension element softsquare 2-hole

finish

code no.

Chrome

14972000

AXOR FinishPlus*

14972XXX



Extension 25 mm for basic set iBox universal

13587000



Fastening rail set for iBox universal

93171000

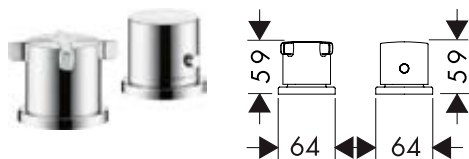
2-hole rim mounted thermostatic bath mixer

Features

/ 2 functions
/ safety stop at 40 °C

/ temperature limitation adjustable
/ suitable for remote spout

/ connection type: basic set
/ connection dimension: DN15



finish	code no.
● Chrome	36412000
● Brushed Bronze	36412140
● Brushed Black Chrome	36412340
● AXOR FinishPlus*	36412XXX

Required parts:



Basic set for 2-hole rim mounted thermostatic bath mixer

code no.

15486180

Optional parts:



Connection tube set for 2-hole rim mounted thermostatic bath mixer

code no.

13089000



Flexible connection tube 800 mm

58308000

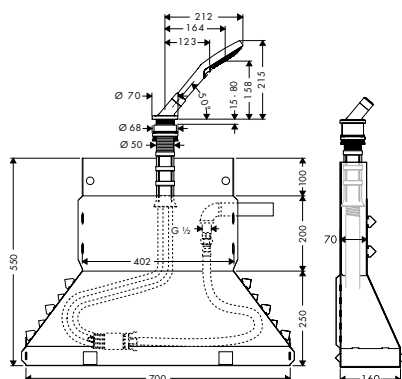
Rim mounted bath set with hand shower

Features

/ consists of: hand shower, shower holder, shower hose, Secubox, Secuflex hose brake, hose insert

/ suitable for for installation on bath rim or tile surround (no mounting plate available)
/ connection dimension: DN15

/ drilling diameter on bath tub: Ø 50 mm
/ maximum pull-out length of hand shower 1.10 m



finish	code no.
● Chrome	19418000
● Brushed Bronze	19418140
● Brushed Black Chrome	19418340
● Polished Gold Optic	19418990
● AXOR FinishPlus*	19418XXX

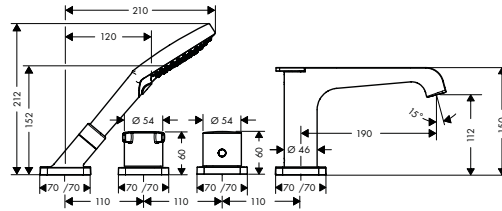
4-hole rim mounted thermostatic bath mixer

Features

/ consists of: 4-hole rim mounted bath mixer, hand shower, Secuflex hose set
 / projection 190 mm
 / 2 functions
 / diversion between outlets via diverter knob
 / spray type mixer: laminar spray
 / spray type hand shower: Rain, RainAir, WhirlAir

/ maximum pull-out length of hand shower: 1.10 m
 / maximum flow rate at 3 bar: 20 l/min
 / flow rate for bath spout at 3 bar: 20 l/min
 / flow rate of hand shower at 3 bar: 14 l/min
 / min. operating pressure: 1 bar
 / max. operating pressure: 10 bar
 / safety stop at 40 °C

/ temperature limitation adjustable
 / non-return valve
 / with automatic resetting
 / with silencer
 / connection type: basic set
 / connection dimension: DN15



Spray types



finish	code no.
Chrome	36411000
Brushed Bronze	36411140
Brushed Black Chrome	36411340
Matt Black NEW	36411670
AXOR Finish-Plus*	36411XXX

 Required parts:


Basic set for 4-hole rim mounted thermostatic bath mixer

code no.

15482180

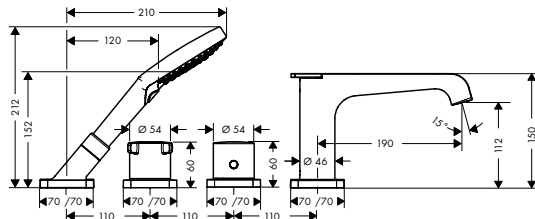
4-hole tile mounted thermostatic bath mixer

Features

- / consists of: 4-hole tile mounted bath mixer, hand shower, Secuflex hose set
- / projection 190 mm
- / 2 functions
- / diversion between outlets via diverter knob
- / spray type mixer: laminar spray
- / spray type hand shower: Rain, RainAir, WhirlAir

- / maximum pull-out length of hand shower: 1.10 m
- / maximum flow rate at 3 bar: 20 l/min
- / flow rate for bath spout at 3 bar: 20 l/min
- / flow rate of hand shower at 3 bar: 14 l/min
- / min. operating pressure: 1 bar
- / max. operating pressure: 10 bar
- / safety stop at 40 °C

- / temperature limitation adjustable
- / non-return valve
- / with automatic resetting
- / with silencer
- / connection type: basic set
- / connection dimension: DN15



Spray types



finish	code no.
Chrome	36410000
Brushed Bronze	36410140
Brushed Black Chrome	36410340
Matt Black NEW	36410670
AXOR FinishPlus*	36410XXX

Required parts:



Basic set for 4-hole tile mounted thermostatic bath mixer

code no.

15483180

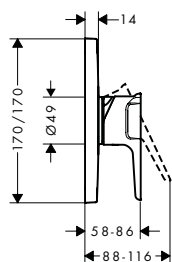
Single lever shower mixer for concealed installation

Features

/ 1 function
/ maximum flow rate at 3 bar: 29 l/min
/ ceramic cartridge

/ temperature limitation adjustable
/ with silencer
/ suitable for continuous flow water heaters

/ connection type: basic set
/ min. operating pressure: 1 bar
/ max. operating pressure: 10 bar



finish	code no.
Chrome	36655000
Brushed Bronze	36655140
Brushed Black Chrome	36655340
Mat Black NEW	36655670
AXOR FinishPlus*	36655XXX

Required parts:



Basic set iBox universal

code no.

01700180

Optional parts:



Extension element softsquare 1-hole

finish	code no.
Chrome	14971000
AXOR FinishPlus*	14971XXX
	13587000
	93171000



Extension 25 mm for basic set iBox universal



Fastening rail set for iBox universal

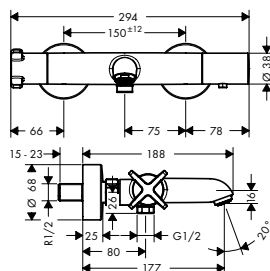
Bath thermostat for exposed installation

Features

/ projection 177 mm
/ 2 functions
/ spray type mixer: Normal spray
/ maximum flow rate at 3 bar: 21 l/min
/ flow rate for bath spout at 3 bar: 21 l/min
/ flow rate of hand shower at 3 bar: 17 l/min

/ min. operating pressure: 1 bar
/ max. operating pressure: 10 bar
/ thermostat cartridge, shut-off/ diverter valve
/ safety stop at 40 °C
/ temperature limitation adjustable
/ non-return valve

/ with silencer
/ connection type: s-shaped connections
/ connection dimension: DN15
/ centre distance: 150 ± 16 mm



Technologies



finish	code no.
Chrome	36140000
Brushed Bronze	36140140
Brushed Black Chrome	36140340
AXOR FinishPlus*	36140XXX

* AXOR FinishPlus: For further AXOR FinishPlus surfaces please see the AXOR FinishPlus overview on page 24.

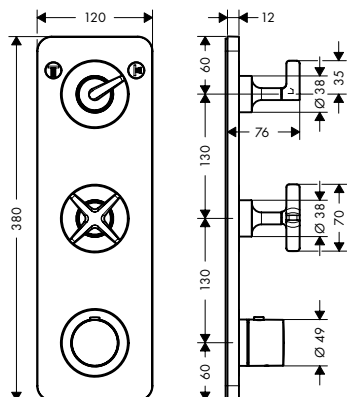
Thermostatic module 380/120 for concealed installation for 2 functions with plate

Features

- / 2 functions
- / thermostat cartridge
- / simultaneous utilization of 2 functions
- / maximum flow rate at 3 bar: 42 l/min
- / flow rate upper outlet: 42 l/min

- / flow rate lower outlet: 40 l/min
- / combination of highflow thermostat with shut-off valve and Duo diverter valve for controlling 2 consumers
- / safety stop at 40 °C

- / temperature limitation adjustable
- / connection type: basic set
- / connection dimension: DN20



finish	code no.
Chrome	36703000
Brushed Bronze	36703140
Brushed Black Chrome	36703340
Matt Black NEW	36703670
AXOR FinishPlus*	36703XXX

Required parts:



Basic set for thermostatic module 380/120 for concealed installation for 2 functions

code no.

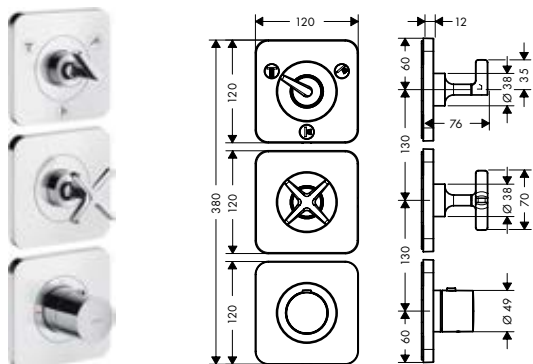
36701180

Thermostatic module 380/120 for concealed installation for 3 functions with escutcheons
Features

/ consists of: shower thermostat, shut-off/ diverter valve, shut-off valve
 / 3 functions
 / thermostat cartridge
 / simultaneous utilization of 2 functions
 / maximum flow rate at 3 bar: 42 l/min

/ flow rate lower outlet: 37,9 l/min
 / Flow rate left and right: 37,9 l/min
 / combination of highflow thermostat with shut-off valve and Quattro diverter valve for controlling 3 consumers
 / safety stop at 40 °C

/ temperature limitation adjustable
 / connection type: basic set
 / connection dimension: DN20



finish	code no.
Chrome	36704000
Brushed Bronze	36704140
Brushed Black Chrome	36704340
Matt Black NEW	36704670
AXOR FinishPlus*	36704XXX

Required parts:


Basic set for thermostatic module 380/120 for concealed installation for 3 functions

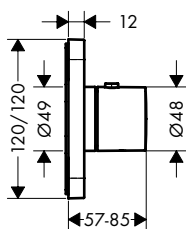
code no.
 36708180

Thermostat 120/120 for concealed installation
Features

/ thermostat cartridge
 / maximum flow rate at 3 bar: 59 l/min
 / min. operating pressure: 1,5 bar

/ max. operating pressure: 10 bar
 / safety stop at 40 °C
 / temperature limitation adjustable

/ non-return valve
 / connection type: basic set
 / connection dimension: DN20



finish	code no.
Chrome	36702000
Brushed Bronze	36702140
Brushed Black Chrome	36702340
Matt Black NEW	36702670
AXOR FinishPlus*	36702XXX

Required parts:


Basic set for thermostatic module 120/120 for concealed installation

code no.
 10754180

Optional parts:


Extension set 25 mm for thermostatic module

finish	code no.
Chrome	10790000
AXOR FinishPlus*	10790XXX

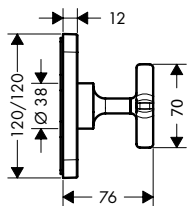
Shut-off valve 120/120 for concealed installation

Features

/ connection type: basic set
 / in a freely arranged installation, basic sets no.16973180, no.16974180 or no.16970180 can also be used

/ in a joined installation (10 mm distance) with no.36703000 or no.36704000, the basic set no.10971180 must be used

/ in a joined installation (10 mm distance) with no.36702000 and no.36772000, the thermostat module finish set for 3 consumers with 3 escutcheons 12x12 no.36704000 and the basic set no.36708180 must be used



finish		code no.
	Chrome	36771000
	Brushed Bronze	36771140
	Brushed Black Chrome	36771340
	Matt Black NEW	36771670
	AXOR FinishPlus*	36771XXX

Required parts:

		code no.
	Basic set 130 l/min for shut-off valve for concealed installation spindle	16970180
	Basic set 40 l/min for concealed installation for shut-off valve ceramic	16974180
	Basic set for shut-off valve 120/120 for concealed installation	10971180
	Basic set 52 l/min for shut-off valve for concealed installation spindle	16973180

Optional parts:

		code no.
	Extension set 25 mm for shut-off/ diverter valve Trio-/ Quattro	92990000

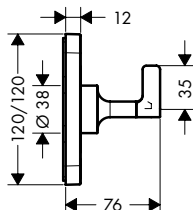
Shut-off/ diverter valve Trio/ Quattro 120/120 for concealed installation

Features

/ 3 consumers: in a joined installation (10 mm distance) with no.36702000 and no.36771000, please use the thermostat module finish set for 3 consumers with 3 escutcheons 12x12 no.36704000 and the basic set no.36708180

/ 3 consumers: in a freely-arranged installation (distance greater than 10 mm), the basic set no.15930180 must be used
 / 2 consumers: in a joined installation (10 mm distance) with no.36702000, the basic set no.36770180 must be used

/ 2 consumers: in a freely-arranged installation (distance greater than 10 mm), the basic set no.15981180 must be used
 / 3 functions
 / simultaneous utilization of 2 functions
 / connection dimension: DN15



finish		code no.
	Chrome	36772000
	Brushed Bronze	36772140
	Brushed Black Chrome	36772340
	Matt Black NEW	36772670
	AXOR FinishPlus*	36772XXX




For more information on this product, see the next page.

Measurements within scale drawings are in mm.

Technical specifications and units of measure are subject to change.

Shut-off/ diverter valve Trio/ Quattro 120/120 for concealed installation

Required parts:

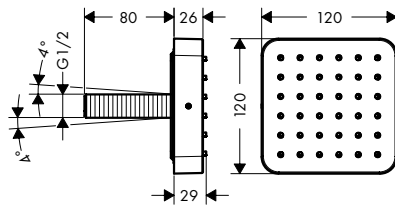
		code no.
	Basic set for shut-off/ diverter valve Trio 120/120 for concealed installation	36770180
	Basic set for shut-off/ diverter valve Trio for concealed installation	16982180
	Basic set for Quattro four-way diverter valve for concealed installation	16930180

Optional parts:





		code no.
	Extension set 25 mm for shut-off/ diverter valve Trio-/ Quattro	92990000

Shower module 120/120 for concealed installation softsquare
Features



/ shower head size: 120 mm	/ minimum flow pressure: 1 bar	/ if installed as an overhead shower with several joint modules, the use of installation aid no.28470180 is recommended
/ spray type: Rain	/ connection thread: G 1/2	/ suitable for continuous flow water heaters
/ spray angle adjustable in five steps	/ in a joined installation (10 mm distance) the use of basic set no.28486180 is recommended	/ connection dimension: DN15
/ field of application: functions as overhead, shoulder or side shower	/ in a freely arranged installation, connection via a G 1/2 connecting thread is possible	/ material: metal
/ maximum flow rate at 3 bar: 5,3 l/min		
/ flow rate Rain spray (at 3 bar): 5,3 l/min		


Technologies

Spray types


finish	code no.
 Chrome	36822000
 Brushed Bronze	36822140
 Brushed Black Chrome	36822340
 AXOR FinishPlus*	36822XXX

Optional parts:

		code no.
	Installation part	28470180
	Basic set for shower module 120/120 for concealed installation	28486180

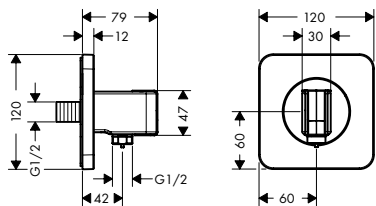
Porter unit 120/120 softsquare

Features

- / integrated support function
- / metal connection angle
- / non-return valve
- / connection type: G 1/2

- / in a joined installation (10 mm distance)
we recommend for perfect handling only the
horizontal installation
- / in a joined installation (10 mm distance), the basic
set no.28486180 must be used

- / in a freely-arranged installation (distance greater
than 10 mm), no basic set is required
- / for shower hoses with a conical nut



finish		code no.
	Chrome	36724000
	Brushed Bronze	36724140
	Brushed Black Chrome	36724340
	Matt Black NEW	36724670
	Polished Gold Optic	36724990
	AXOR FinishPlus*	36724XXX

Optional parts:



Basic set for shower module 120/120
for concealed installation

code no.

28486180

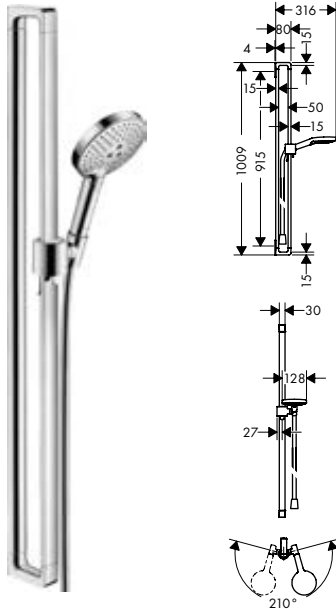
Shower set 0.90 m with hand shower 120 3jet

Features

- / consists of: hand shower, shower bar, shower hose, slider
- / shower head size: 120 mm
- / spray type: Rain, RainAir, WhirlAir
- / convenient spray selection via Select button

- / maximum flow rate at 3 bar: 15 l/min
- / minimum flow pressure: 1 bar
- / operating pressure: min. 1 bar/max. 6 bar
- / pivot connector prevents hose from tangling
- / wall mounting: screw fastening

- / wall supports of metal
- / pipe length: 1009 mm
- / bar width: 30 mm
- / drilling distance 915 mm



Technologies



Spray types



finish	code no.
Chrome	36735000
Brushed Bronze	36735140
Brushed Black Chrome	36735340
Polished Gold Optic	36735990
AXOR FinishPlus*	36735XXX

Optional parts:



Cover for rail

finish	code no.
Chrome	42871000
Brushed Bronze	42871140
Brushed Black Chrome	42871340
Polished Gold Optic	42871990
AXOR FinishPlus*	42871XXX

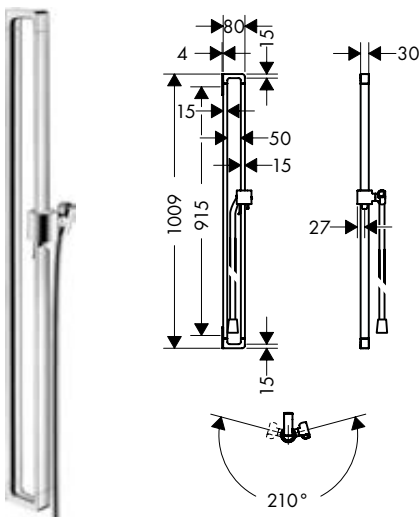
Shower bar 0.90 m with shower hose 1.60 m

Features

- / consists of: shower bar, shower hose, slider
- / pivot connector prevents hose from tangling
- / support for shower hose with conical nuts
- / hand shower holder moves sideways, up/down and pivots

- / pipe length: 1009 mm
- / bar width: 30 mm
- / profile pipe: square
- / metal hand shower holder
- / slider steplessly adjustable

- / silent inclination angle adjustment
- / wall supports of metal



finish	code no.
Chrome	36736000
Brushed Bronze	36736140
Brushed Black Chrome	36736340
Polished Gold Optic	36736990
AXOR FinishPlus*	36736XXX

For more information on this product, see the next page.

* AXOR FinishPlus: For further AXOR FinishPlus surfaces please see the AXOR FinishPlus overview on page 24.

AXOR Citterio E | Shower bar

Shower bar 0.90 m with shower hose 1.60 m






Optional parts:



Cover for rail

finish

code no.

	Chrome	42871000
	Brushed Bronze	42871140
	Brushed Black Chrome	42871340
	Polished Gold Optic	42871990
	AXOR FinishPlus*	42871XXX



AXOR Citterio M

Basin	284
Bidet	288
Bath	289
Shower	291
Thermostatic mixers / valves /diverters	294



AXOR Citterio M

Urban lifestyle

M as in metropolis. AXOR Citterio M stands for cultivated, **urban** living. With simple, slim forms and clearly defined lines, the collection is an expression of modern, urban **elegance**. With a quiet and understated presence in the bathroom. A masterpiece, offering an everyday retreat from the frenetic pace of the city.

Design: Antonio Citterio and Toan Nguyen

“IF I HAVE ONLY A SMALL SPACE AVAILABLE, IT IS EVEN MORE IMPORTANT THAT I FURNISH IT WITH CAREFULLY SELECTED, VALUABLE OBJECTS – SUCH AS AXOR CITTERIO M.”

Antonio Citterio

CHARACTERISTIC DESIGN FEATURE:

Clear, svelte, quiet and understated: characteristically slim, simple, cylindrical forms and elegant surfaces

THE DESIGNER'S IDEA:

A symbol for urbanization: AXOR Citterio M is a collection that meets the demands of modern, urban life. All with modern **elegance** and slender forms

SPECIAL COLLECTION HIGHLIGHTS:

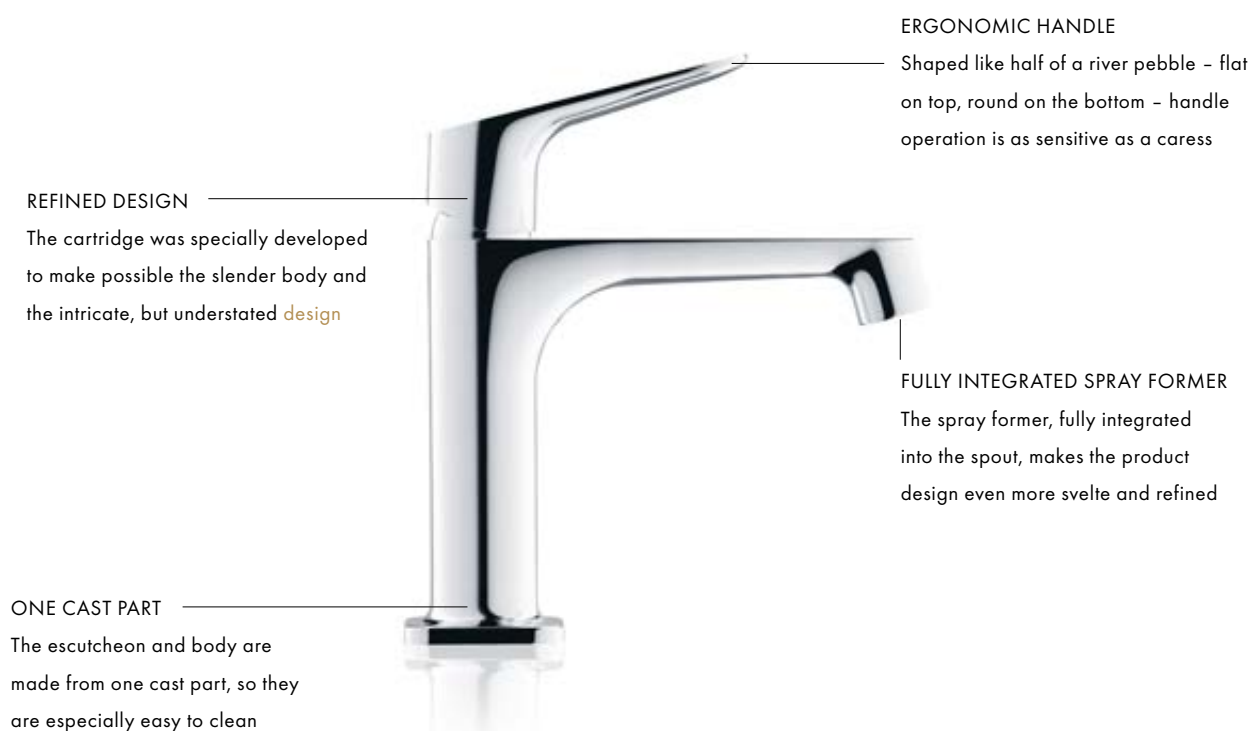
- / Variants: single lever, two-hole and three-hole mixers
- / Clear, easy operation with flat lever handles
- / **Timeless** urban **design**: space-saving wall-mounted mixers, understated elements for the bathroom
- / Perfect form: the first AXOR mixer with a fully integrated spray former
- / AXOR Citterio M, the second collection in cooperation with Antonio Citterio, was introduced in 2008

Learn more about AXOR Citterio M:

axor-design.com

Delicate and understated design for the modern metropolis

AXOR Citterio M - a bathroom collection inspired by **modern** city life. M as in modernity. Metropolis. Milan. With characteristically slim forms, the overall impression is particularly **elegant** and a nod to Italian design. The collection fits easily and seamlessly into a variety of bathroom furnishings and **lifestyles**. The slim, single lever mixer with a flat handle and striking spout is both modern and **timeless**. Combinations are possible with wash basins of nearly any form with this extraordinary **classic** and elegant **design**.




Classic in function, **modern** in design:

The mixer comes to life in the **tension** between its traditional three-hole arrangement and the clear, uncomplicated form.



Urban chic in all of its rich variations:
With its various design versions, the
concealed, wall-mounted mixer offers
a modern, space-saving solution.



Modern design for the bathtub

The intricately designed AXOR Citterio M four-hole rim-mounted mixer is the ideal product choice for the tub in **modern** bathrooms. The lever handles – shaped like halves of a river pebble – offer **ergonomic** operation, like a caress for the hands. AXOR Citterio M meets all the requirements of **urban** living for a variety of applications in the bathroom.



For matching products please refer to the AXOR Program chapters



AXOR Showers

P. 402



AXOR Accessories

P. 520



AXOR Electronic

P. 568

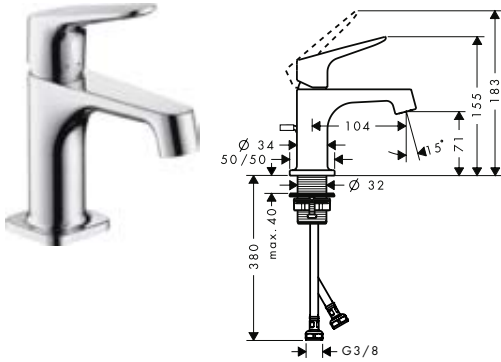
Single lever basin mixer 70 for hand washbasins with pop-up waste set

Features

/ consists of: single lever basin mixer, waste set
 / ComfortZone 70
 / projection: 104 mm
 / spout height: 71 mm

/ spray type: Normal spray
 / maximum flow rate at 3 bar: 5 l/min
 / ceramic cartridge
 / temperature limitation adjustable

/ suitable for continuous flow water heaters
 / pop-up waste set G 1/4
 / connection type: G 3/8 connections
 / connection dimension: DN15



Sustainability



Technologies



finish	code no.
Chrome	34016000
AXOR FinishPlus*	34016XXX

Single lever basin mixers

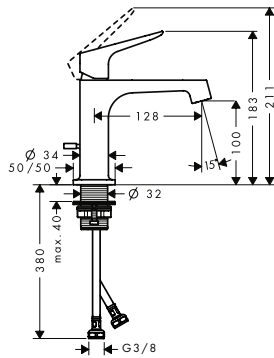
Features of all variants

/ consists of: single lever basin mixer, waste set
 / spray type: Normal spray
 / maximum flow rate at 3 bar: 5 l/min

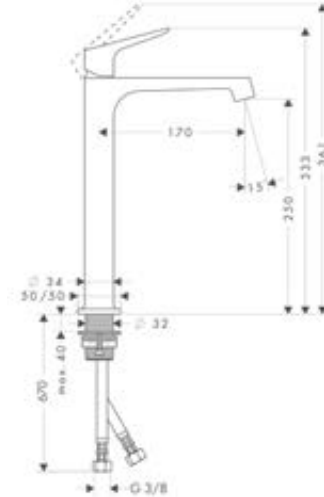
/ ceramic cartridge
 / temperature limitation adjustable
 / suitable for continuous flow water heaters

/ connection type: G 3/8 connections
 / connection dimension: DN15

100



250



Sustainability



Technologies



Overview variants

ComfortZone	projection (mm)	spout height (mm)	waste set	for wash bowls	finish	code no.
100	128	100	pop-up	-	Chrome	34010000
					AXOR FinishPlus*	34010XXX
100	128	100	non-closing	-	Chrome	34017000
					AXOR FinishPlus*	34017XXX
250	170	250	non-closing	■	Chrome	34127000
					AXOR FinishPlus*	34127XXX

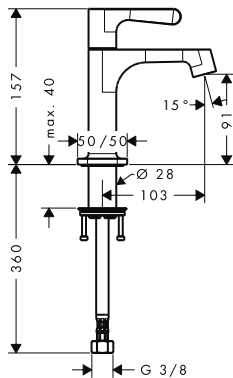
Pillar tap 90 without waste set

Features

/ ComfortZone 90
 / projection: 103 mm
 / spout height: 91 mm

/ spray type: Normal spray
 / maximum flow rate at 3 bar: 5 l/min
 / ceramic valves 90°

/ for cold water connection
 / connection type: G 3/8 connections
 / connection dimension: DN15



Sustainability



Technologies



finish	code no.
Chrome	34130000
AXOR FinishPlus*	34130XXX

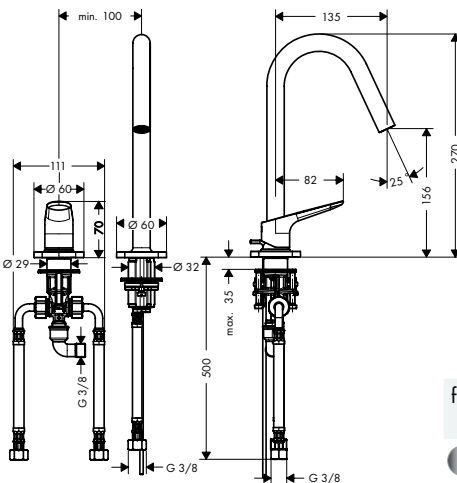
2-hole basin mixer 160 with pop-up waste set

Features

/ consists of: 2-hole basin mixer, waste set
 / ComfortZone 160
 / projection: 135 mm
 / spout height: 156 mm
 / spray type: Normal spray

/ maximum flow rate at 3 bar: 5 l/min
 / ceramic cartridge
 / temperature limitation adjustable
 / suitable for continuous flow water heaters
 / pop-up waste set G 1/4

/ connection type: G 3/8 connections
 / connection dimension: DN15
 / flexible arrangement of control unit and spout possible



Sustainability



Technologies



finish	code no.
Chrome	34132000
AXOR FinishPlus*	34132XXX

Optional parts:



Hose extension set for 2-hole basin mixer

code no.

38960000

Single lever basin mixers for concealed installation wall-mounted with plate

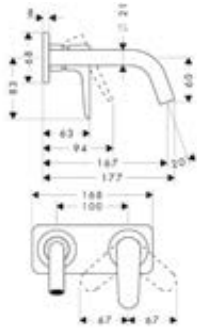
Features of all variants

/ consists of: single lever basin mixer for concealed installation wall-mounted, waste set
 / spray type: Normal spray
 / maximum flow rate at 3 bar: 5 l/min

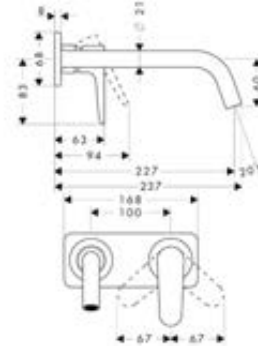
/ ceramic cartridge
 / temperature limitation adjustable
 / suitable for continuous flow water heaters
 / non-closing waste set

/ connection type: basic set
 / connection dimension: DN15
 / handle can be positioned on the right or left, depending on the basic set installation

167



227



Sustainability



Technologies



Overview variants

projection (mm)	finish	code no.
167	Chrome	34112000
	AXOR FinishPlus*	34112XXX
227	Chrome	34115000
	AXOR FinishPlus*	34115XXX

Required parts:



Basic set for single lever basin mixer for concealed installation wall-mounted

code no.

13623180

Optional parts:



Extension set 25 mm for single lever basin mixer wall-mounted

code no.

13586000

Single lever basin mixers for concealed installation wall-mounted with escutcheons

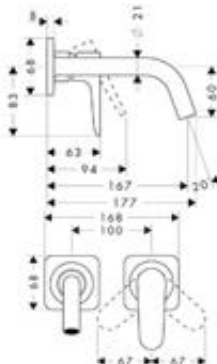
Features of all variants

/ consists of: single lever basin mixer for concealed installation wall-mounted, waste set
 / spray type: Normal spray
 / maximum flow rate at 3 bar: 5 l/min

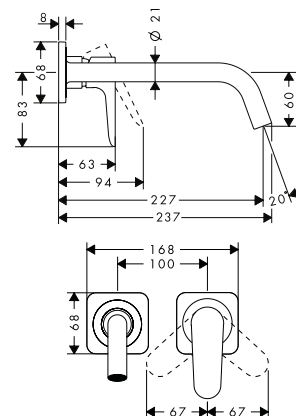
/ ceramic cartridge
 / temperature limitation adjustable
 / suitable for continuous flow water heaters
 / non-closing waste set

/ connection type: basic set
 / connection dimension: DN15
 / handle can be positioned on the right or left, depending on the basic set installation

167



227



Sustainability



Technologies



For more information on this product, see the next page.

Measurements within scale drawings are in mm.

Technical specifications and units of measure are subject to change.

Single lever basin mixers for concealed installation wall-mounted with escutcheons

Overview variants

projection (mm)	finish	code no.
167	Chrome	34113000
	AXOR FinishPlus*	34113XXX
227	Chrome	34116000
	AXOR FinishPlus*	34116XXX

Required parts:



Basic set for single lever basin mixer for concealed installation wall-mounted

code no.

13623180

Optional parts:



Extension set 25 mm for single lever basin mixer wall-mounted

code no.

13586000

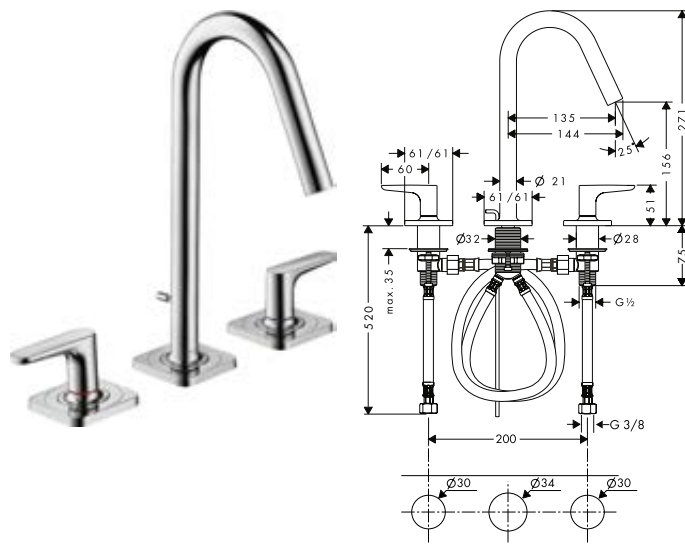
3-hole basin mixer 160 with lever handles, escutcheons and pop-up waste set

Features

/ consists of: 3-hole basin mixer, waste set
 / ComfortZone 160
 / projection: 135 mm
 / spout height: 156 mm

/ spray type: Normal spray
 / maximum flow rate at 3 bar: 5 l/min
 / ceramic valves hot/ cold 90°
 / suitable for continuous flow water heaters

/ pop-up waste set G 1 1/4
 / connection type: G 3/8 connections
 / connection dimension: DN15



Sustainability



Technologies



finish	code no.
Chrome	34133000
AXOR FinishPlus*	34133XXX

Optional parts:



Hose extension set for 3-hole basin mixer

code no.

38959000

3-hole basin mixers for concealed installation wall-mounted with escutcheons

Features of all variants

/ consists of: 3-hole basin mixer for concealed installation wall-mounted, waste set
/ spray type: Normal spray

/ maximum flow rate at 3 bar: 5 l/min
/ ceramic valves hot/ cold 90°
/ suitable for continuous flow water heaters

/ non-closing waste set
/ connection type: basic set
/ connection dimension: DN15

166



226



Sustainability



Technologies



Overview variants

projection (mm)	finish	code no.
166	● Chrome	34313000
	● AXOR FinishPlus*	34313XXX
226	● Chrome	34315000
	● AXOR FinishPlus*	34315XXX

Required parts:

	Basic set for 3-hole basin mixer for concealed installation wall-mounted	code no. 10303180
--	--	----------------------

Optional parts:

	Extension set 25 mm for basic set for 3-hole basin mixer wall-mounted	code no. 96259000
--	---	----------------------

	Seal	code no. 96383000
--	------	----------------------

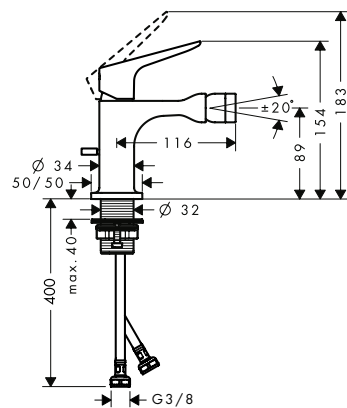
Single lever bidet mixer with pop-up waste set

Features

/ consists of: single lever bidet mixer, waste set
/ projection 116 mm
/ aerator with ball pivot
/ spray type: Normal spray

/ maximum flow rate at 3 bar: 7,2 l/min
/ ceramic cartridge
/ temperature limitation adjustable
/ suitable for continuous flow water heaters

/ pop-up waste set G 1¼
/ connection type: G ¾ connections
/ connection dimension: DN15



Technologies

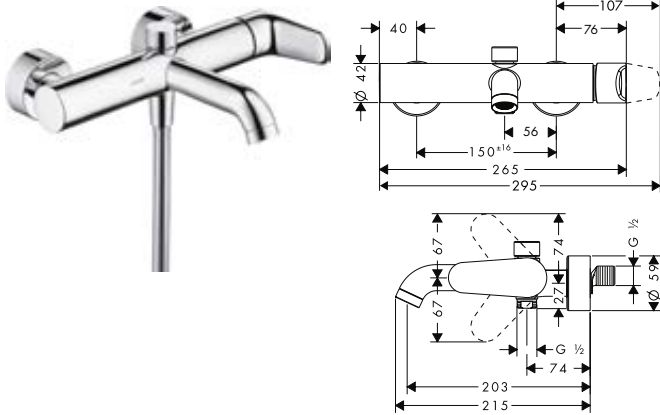


finish	code no.
● Chrome	34210000
● AXOR FinishPlus*	34210XXX

Single lever bath mixer for exposed installation

Features

- / 2 functions
- / projection: 200 mm
- / centre distance: 150 ± 16 mm
- / spray type mixer: Normal spray
- / maximum flow rate at 3 bar: 22 l/min
- / flow rate for bath spout at 3 bar: 22 l/min
- / flow rate of hand shower at 3 bar: 16 l/min
- / ceramic cartridge
- / temperature limitation adjustable
- / diverter with automatic resetting
- / non-return valve
- / with silencer
- / suitable for continuous flow water heaters
- / connection dimension: DN15
- / connection type: s-shaped connections
- / min. operating pressure: 1 bar
- / max. operating pressure: 10 bar



Technologies

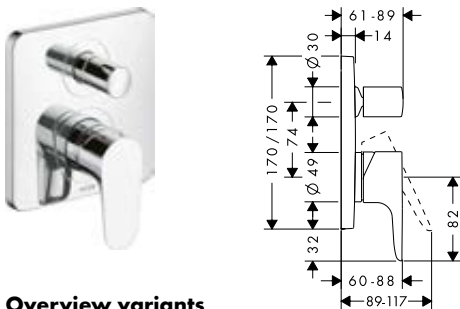


finish	code no.
Chrome	34420000
AXOR FinishPlus*	34420XXX

Single lever bath mixers for concealed installation

Features of all variants

- / 2 functions
- / ceramic cartridge
- / temperature limitation adjustable
- / diverter with automatic resetting
- / with silencer
- / suitable for continuous flow water heaters
- / connection type: basic set
- / min. operating pressure: 1 bar
- / max. operating pressure: 10 bar



Overview variants

security combination EN 1717	max. flow rate at 3 bar (l/min)	finish	code no.
-	29	Chrome	34425000
		AXOR FinishPlus*	34425XXX
■	25	Chrome	34427000
		AXOR FinishPlus*	34427XXX

Required parts:



Basic set iBox universal

code no.

01700180

Optional parts:



Extension element softsquare 2-hole

finish

code no.

Chrome 14972000

AXOR FinishPlus* 14972XXX



Extension element

Chrome 98860000

AXOR FinishPlus* 98860XXX

For more information on this product, see the next page.

Single lever bath mixers for concealed installation

Optional parts:	finish	code no.
 Extension 25 mm for basic set iBox universal		13587000
 Fastening rail set for iBox universal		93171000

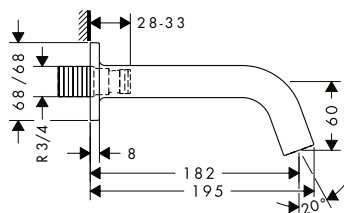
Bath spout

Features

/ 1 function
/ projection 182 mm

/ maximum flow rate at 3 bar: 22 l/min
/ connection dimension: DN20

/ spray type: Normal spray



Technologies



finish	code no.
Chrome	34410000
AXOR FinishPlus*	34410XXX

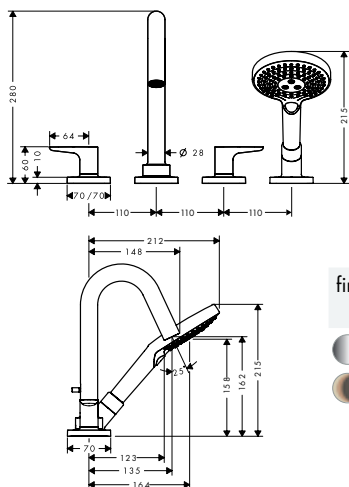
4-hole rim mounted bath mixer with lever handles and escutcheons

Features

/ consists of: 4-hole rim mounted bath mixer, hand shower, shower hose, shower holder
/ 2 functions
/ projection: 135 mm
/ spray type mixer: Normal spray

/ spray type hand shower: Rain, RainAir, WhirlAir
/ maximum pull-out length of hand shower: 1.10 m
/ maximum flow rate at 3 bar: 20 l/min
/ ceramic valves hot/ cold 90°
/ diverter with automatic resetting

/ non-return valve
/ connection dimension: DN15
/ connection type: basic set
/ min. operating pressure: 1 bar
/ max. operating pressure: 10 bar



Technologies



Spray types



finish	code no.
Chrome	34444000
AXOR FinishPlus*	34444XXX

Required parts:



Basic set for 4-hole rim mounted bath mixer

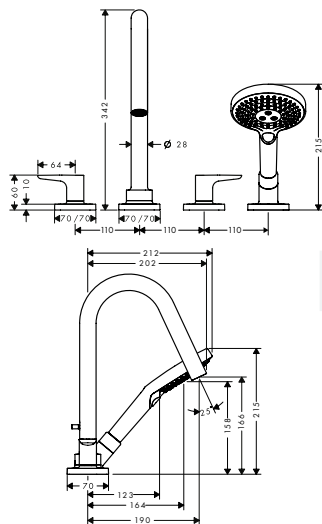
code no.

15480180

4-hole tile mounted bath mixer with lever handles and escutcheons

Features

- / consists of: 4-hole tile mounted bath mixer, hand shower, shower holder
- / 2 functions
- / projection: 190 mm
- / spray type mixer: Normal spray
- / spray type hand shower: Rain, RainAir, WhirlAir
- / maximum pull-out length of hand shower: 1.10 m
- / flow rate for bath spout at 3 bar: 20 l/min
- / flow rate of hand shower at 3 bar: 18 l/min
- / ceramic valves hot/ cold 90°
- / diverter with automatic resetting
- / non-return valve
- / connection dimension: DN15
- / connection type: basic set
- / min. operating pressure: 1 bar
- / max. operating pressure: 10 bar



Technologies



Spray types



finish	code no.
Chrome	34454000
AXOR FinishPlus*	34454XXX

Required parts:



Basic set for 4-hole tile mounted bath mixer

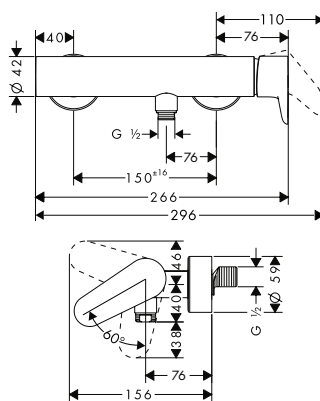
code no.

15481180

Single lever shower mixer for exposed installation

Features

- / 1 function
- / centre distance: 150 ± 16 mm
- / maximum flow rate at 3 bar: 26 l/min
- / flow rate of hand shower at 3 bar: 19 l/min
- / ceramic cartridge
- / temperature limitation adjustable
- / non-return valve
- / with silencer
- / suitable for continous flow water heaters
- / hose connection DN15
- / connection dimension: DN15
- / connection type: s-shaped connections
- / min. operating pressure: 1 bar
- / max. operating pressure: 10 bar



finish	code no.
Chrome	34620000
AXOR FinishPlus*	34620XXX

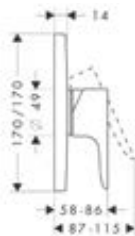
Single lever shower mixer for concealed installation

Features

/ 1 function
 / maximum flow rate at 3 bar: 29 l/min
 / ceramic cartridge

/ temperature limitation adjustable
 / with silencer
 / suitable for continuous flow water heaters

/ connection type: basic set
 / min. operating pressure: 1 bar
 / max. operating pressure: 10 bar



finish	code no.
Chrome	34625000
AXOR FinishPlus*	34625XXX

Required parts:

	code no.
Basic set iBox universal	01700180

Optional parts:

	finish	code no.
Extension element softsquare 1-hole	Chrome	14971000
	AXOR FinishPlus*	14971XXX
Extension 25 mm for basic set iBox universal		13587000
Fastening rail set for iBox universal		93171000

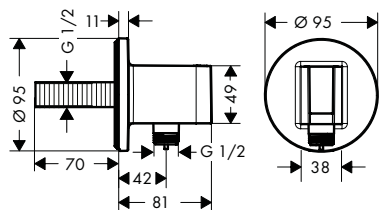
Porter units

Features of all variants

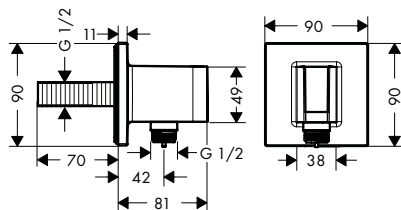
/ integrated support function
 / metal housing with internal water supply made of plastic

/ non-return valve
 / connection type: G 1/2
 / for shower hoses with a conical nut

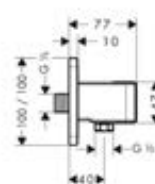
round



square



softsquare



Overview variants

shape	finish	code no.
round	Chrome	36733000
	Brushed Black Chrome	NEW 36733340
	Matt Black	NEW 36733670
	AXOR FinishPlus*	36733XXX

For more information on this product, see the next page.

Measurements within scale drawings are in mm.

Technical specifications and units of measure are subject to change.

Porter units

Overview variants

shape	finish	code no.
square	Chrome	36734000
	Brushed Black Chrome NEW	36734340
	Matt Black NEW	36734670
	AXOR FinishPlus*	36734XXX
softsquare	Chrome	11626000
	Brushed Black Chrome	11626340
	Matt Black NEW	11626670
	AXOR FinishPlus*	11626XXX

Porter unit 120/120 softsquare

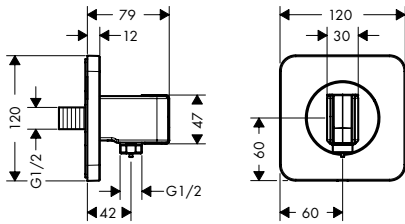
Features

/ integrated support function
 / metal connection angle
 / non-return valve
 / connection type: G 1/2

/ in a joined installation (10 mm distance) we recommend for perfect handling only the horizontal installation

/ in a joined installation (10 mm distance), the basic set no.28486180 must be used

/ in a freely-arranged installation (distance greater than 10 mm), no basic set is required
 / for shower hoses with a conical nut



finish	code no.
Chrome	36724000
Brushed Bronze	36724140
Brushed Black Chrome	36724340
Matt Black NEW	36724670
Polished Gold Optic	36724990
AXOR FinishPlus*	36724XXX

Optional parts:

	code no.
 Basic set for shower module 120/120 for concealed installation	28486180

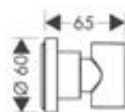
Shower holder round

Features

/ fixed holding position

/ for hoses with conical nut

/ material: metal



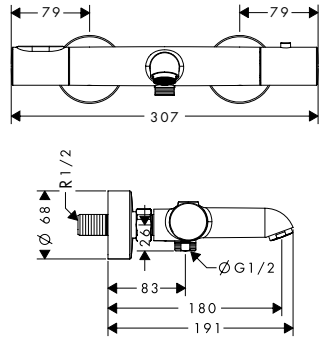
finish	code no.
Chrome	39525000
Brushed Bronze	39525140
Brushed Black Chrome	39525340
Polished Gold Optic	39525990
AXOR FinishPlus*	39525XXX

* AXOR FinishPlus: For further AXOR FinishPlus surfaces please see the AXOR FinishPlus overview on page 24.

Bath thermostat for exposed installation

Features

- / projection 180 mm
- / 2 functions
- / spray type mixer: Normal spray
- / maximum flow rate at 3 bar: 21 l/min
- / flow rate for bath spout at 3 bar: 21 l/min
- / flow rate of hand shower at 3 bar: 17 l/min
- / min. operating pressure: 1 bar
- / max. operating pressure: 10 bar
- / thermostat cartridge, shut-off/ diverter valve
- / safety stop at 40 °C
- / temperature limitation adjustable
- / non-return valve
- / with silencer
- / connection type: s-shaped connections
- / connection dimension: DN15
- / centre distance: 150 ± 12 mm



Technologies

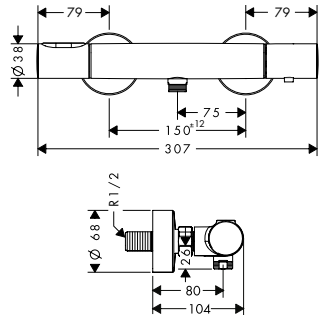


finish	code no.
Chrome	34435000
AXOR FinishPlus*	34435XXX

Shower thermostat for exposed installation

Features

- / 1 function
- / thermostat cartridge, ceramic valve 180°
- / maximum flow rate at 3 bar: 20 l/min
- / min. operating pressure: 1 bar
- / max. operating pressure: 10 bar
- / safety stop at 40 °C
- / temperature limitation adjustable
- / non-return valve
- / with silencer
- / connection type: s-shaped connections
- / centre distance: 150 ± 12 mm
- / connection dimension: DN15

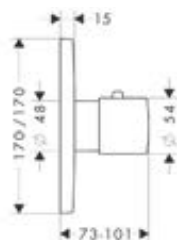


finish	code no.
Chrome	34635000
AXOR FinishPlus*	34635XXX

Thermostat HighFlow for concealed installation

Features

- / thermostat cartridge
- / maximum flow rate at 3 bar: 59 l/min
- / flow rate upper outlet: 42 l/min
- / flow rate lower outlet: 42 l/min
- / min. operating pressure: 1 bar
- / max. operating pressure: 10 bar
- / safety stop at 40 °C
- / temperature limitation adjustable
- / with silencer
- / connection type: basic set



finish	code no.
Chrome	34716000
AXOR FinishPlus*	34716XXX

Required parts:




 Basic set iBox universal	code no. 01700180
--	----------------------

For more information on this product, see the next page.

Measurements within scale drawings are in mm.

Technical specifications and units of measure are subject to change.

Thermostat HighFlow for concealed installation

Optional parts:	finish	code no.
 Extension element softsquare 1-hole	Chrome AXOR FinishPlus*	14971000 14971XXX
 Extension 25 mm for basic set iBox universal		13587000
 Fastening rail set for iBox universal		93171000

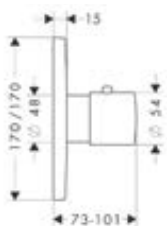
Thermostat for concealed installation

Features

/ thermostat cartridge
 / maximum flow rate at 3 bar: 43 l/min
 / min. operating pressure: 1 bar

/ max. operating pressure: 10 bar
 / safety stop at 40 °C
 / temperature limitation adjustable

/ with silencer
 / connection type: basic set






finish	code no.
Chrome	34715000
AXOR FinishPlus*	34715XXX

Required parts:

 Basic set iBox universal	code no.	01700180
--	----------	----------

Optional parts:

Optional parts:	finish	code no.
 Extension element	Chrome AXOR FinishPlus*	98860000 98860XXX
 Extension 25 mm for basic set iBox universal		13587000
 Fastening rail set for iBox universal		93171000

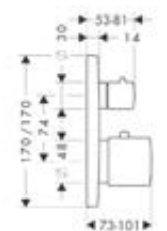
Thermostat for concealed installation with shut-off valve

Features

/ 1 function
 / thermostat cartridge, ceramic valves 90°
 / maximum flow rate at 3 bar: 25 l/min
 / flow rate upper outlet: 25 l/min


/ flow rate lower outlet: 25 l/min
 / min. operating pressure: 1 bar
 / max. operating pressure: 10 bar
 / safety stop at 40 °C

/ temperature limitation adjustable
 / with silencer
 / connection type: basic set








finish	code no.
Chrome	34705000
AXOR FinishPlus*	34705XXX

Required parts:

 Basic set iBox universal	code no.	01700180
--	----------	----------

For more information on this product, see the next page.

Thermostat for concealed installation with shut-off valve

Optional parts:	finish	code no.
 Extension element softsquare 2-hole arrow	 Chrome  AXOR FinishPlus*	14974000 14974XXX
 Extension 25 mm for basic set iBox universal		13587000
 Fastening rail set for iBox universal		93171000


Thermostat for concealed installation with shut-off/ diverter valve


Features

/ 2 functions
 / thermostat cartridge, shut-off valve
 / maximum flow rate at 3 bar: 29 l/min
 / flow rate upper outlet: 25 l/min


/ flow rate lower outlet: 29 l/min
 / min. operating pressure: 1 bar
 / max. operating pressure: 10 bar
 / safety stop at 40 °C






/ temperature limitation adjustable
 / with silencer
 / connection type: basic set



finish	code no.
 Chrome	34725000
 AXOR FinishPlus*	34725XXX

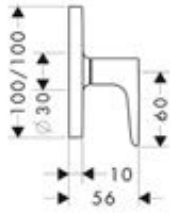
Required parts:

 Basic set iBox universal	code no.	01700180
--	----------	----------

Optional parts:	finish	code no.
 Extension element softsquare 2-hole 0-1-2	 Chrome  AXOR FinishPlus*	14973000 14973XXX
 Extension 25 mm for basic set iBox universal		13587000
 Fastening rail set for iBox universal		93171000

Shut-off valve for concealed installation with lever handle**Features**

/ connection type: DN15/DN20



finish	code no.
Chrome	34960000
AXOR FinishPlus*	34960XXX

Required parts:

Basic set 40 l/min for concealed installation for shut-off valve ceramic

code no.

16974180



Basic set 40 l/min for concealed installation for shut-off valve ceramic

16974180



Basic set 130 l/min for shut-off valve for concealed installation spindle

16970180



Basic set 52 l/min for shut-off valve for concealed installation spindle

16973180

Optional parts:

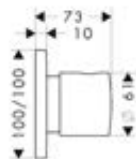
Extension set 25 mm for shut-off/ diverter valve Trio-/ Quattro

code no.

92990000

Shut-off/ diverter valve Trio/ Quattro for concealed installation**Features**

/ connection dimension: DN20



finish	code no.
Chrome	34920000
AXOR FinishPlus*	34920XXX

Required parts:

Basic set for Quattro four-way diverter valve for concealed installation

code no.

16930180



Basic set for shut-off/ diverter valve Trio for concealed installation

16982180

Optional parts:

Extension set 25 mm for shut-off/ diverter valve Trio-/ Quattro

code no.

92990000





AXOR Urquiola

Basin	306
Wash bowls and wash basins	311
Bidet	312
Bath	313
Shower	317
Thermostatic mixers / valves /diverters	319



AXOR

AXOR Urquiola

Poetry for the senses

AXOR Urquiola is a many-faceted collection that embodies **eclectic** design principles. A skillful mix of styles and influences, a fascinating interplay of references and **symbols**, a harmonious whole created from distinct elements and interesting details. A variety of forms – **asymmetrical** and flat – come together to form something new and unique. Simultaneously sensuous and functional. An expression of the great art of style fusion.

Design: Patricia Urquiola

“LITTLE MEMORIES AND
PERSONAL OBJECTS
ARE WHAT MAKE A
ROOM FEEL LIKE HOME.
THE MIXER HAS TO BE
PERSONAL, JUST AS WITH
AXOR URQUIOLA.”

Patricia Urquiola

CHARACTERISTIC DESIGN FEATURE:

Skillful **style** fusion: With its asymmetries and flat surfaces, intricate details, radii and the skillful interplay of various forms, the collection expresses the unexpected. This is **eclecticism**. Yet the collection, while surprising, is **harmonious** and **sensuous** in its overall look.

THE DESIGNER'S IDEA:

Elements and impressions of life come together naturally – everything in harmony.

SPECIAL COLLECTION HIGHLIGHTS:

- / **Eclecticism**: a fusion of various style elements that invokes the unconventional
- / AXOR Urquiola is characterized by expansive surfaces, extraordinary details and a **sensual** look
- / This elegant design features handles with large openings for a delicate overall impression, despite the amplitude of the basic form
- / Sink and bath tub in a reinterpreted form of the historical washtub
- / AXOR Urquiola is the realization of Patricia Urquiola's vision of the bathroom. It was conceptualized as part of the AXOR WaterDreams 2005

Learn more about AXOR Urquiola:

axor-design.com

A fusion of styles and elements

The shifting interplay of personal memories and impressions forms the basis of the AXOR Urquiola collection. Abandoning conformity, convention and rigid structures. Embracing multifaceted, richly detailed worlds of style full of **sensuality** and powerful energy. With its lively **style mixture**, AXOR Urquiola offers a new freedom to create individually designed oases in which the details fuse together into a **harmonious** whole.

WATER CONSUMPTION

Flow rate for all wash basin mixers: 5 l/min (at 3 bar)

AN EXCITING DESIGN DETAIL

The surface of the mixer spout is interrupted by a perfectly crafted wave. This unusual design feature – a reference to a bamboo shoot – underscores the organic **design**

ELEGANT HANDLE DESIGN

Despite their ample form, the handles appear light and delicate


SOFT EXPANSIVE

AXOR Urquiola is characterized by its combination of expansive, perfectly crafted surfaces with soft, but precise, radii





The noble, luxurious surfaces, the soft shapes and flowing transitions accentuate the collection's air of harmony and variety.



The generously sized openings in the handles, an overall design feature, enable intuitive, ergonomic operation.



Nostalgic accents:
The form of the wash basin recalls traditional wash bowls of years gone by.

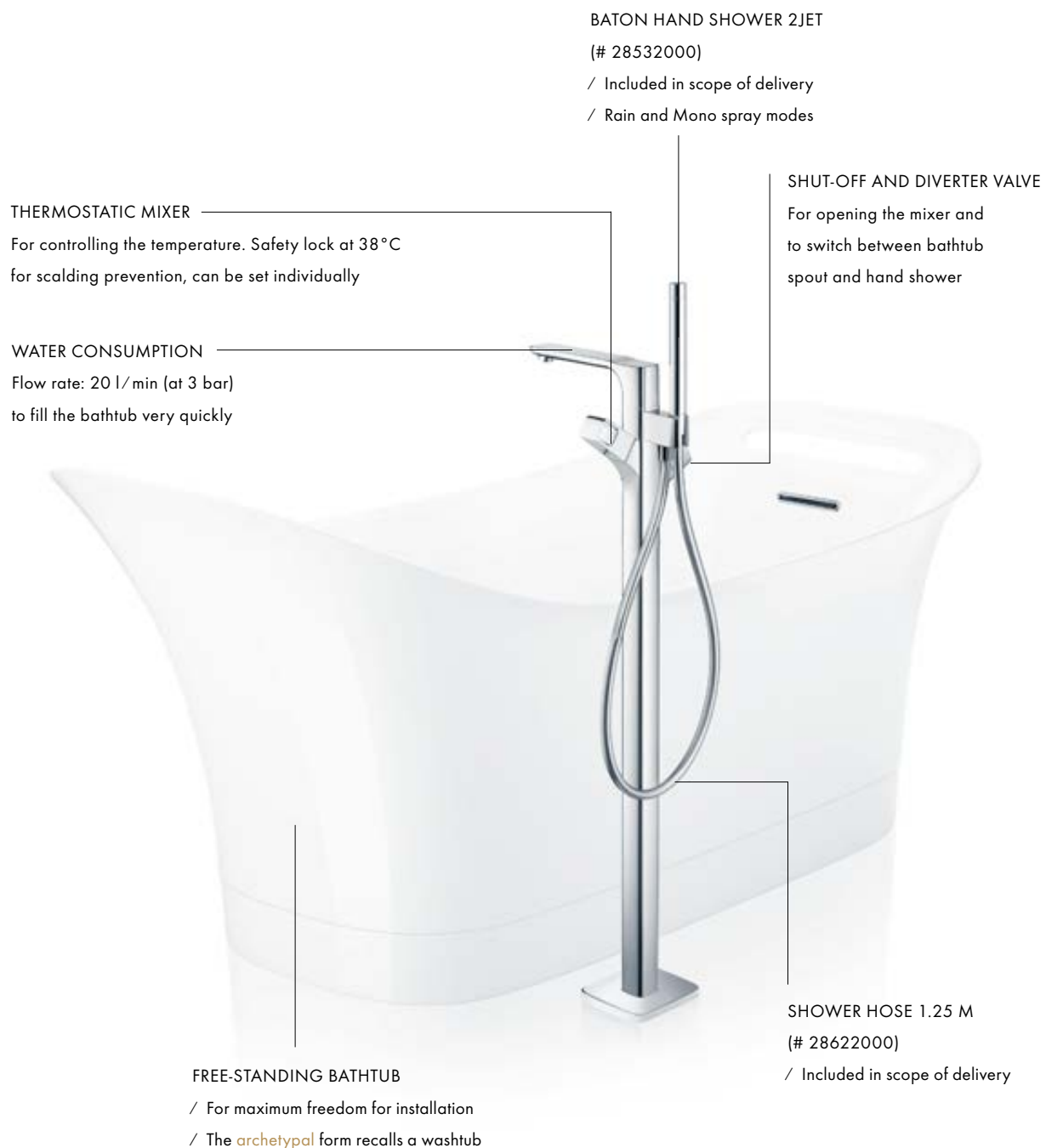


Practical handles:
The integrated handles also serve as towel holders.



Style fusion all the way to the bathtub

The floor-standing bathtub mixer, with its **eclectic** design, is at home anywhere in the bathroom. Just as **sensuous** as its counterpart on the wash basin, it fuses flat surfaces with unexpected **asymmetries**. When combined with the nostalgic look of the AXOR Urquiola bathtub, made of mineral casting material with a gel coating, it is a visual highlight in the bathroom.



For matching products please refer to the AXOR Program chapters



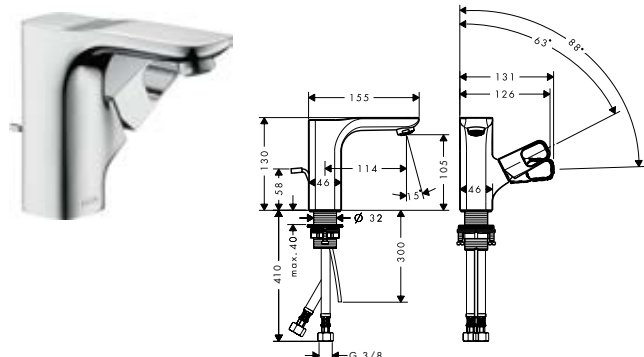
Single lever basin mixer 110 for hand washbasins with pop-up waste set

Features

/ consists of: single lever basin mixer, waste set
 / ComfortZone 110
 / projection: 114 mm
 / spout height: 105 mm

/ spray type: Normal spray
 / maximum flow rate at 3 bar: 5 l/min
 / ceramic cartridge
 / temperature limitation adjustable

/ suitable for continuous flow water heaters
 / pop-up waste set G 1 1/4
 / connection type: G 3/8 connections
 / connection dimension: DN15



Sustainability



Technologies



finish	code no.
Chrome	11025000
AXOR FinishPlus*	11025XXX

i This product is not available in the AXOR FinishPlus surfaces Polished and Brushed Black Chrome.

Single lever basin mixers

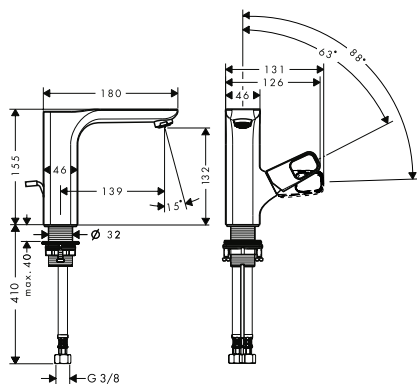
Features of all variants

/ consists of: single lever basin mixer, waste set
 / spray type: Normal spray
 / maximum flow rate at 3 bar: 5 l/min

/ ceramic cartridge
 / temperature limitation adjustable
 / suitable for continuous flow water heaters

/ connection type: G 3/8 connections
 / connection dimension: DN15

130



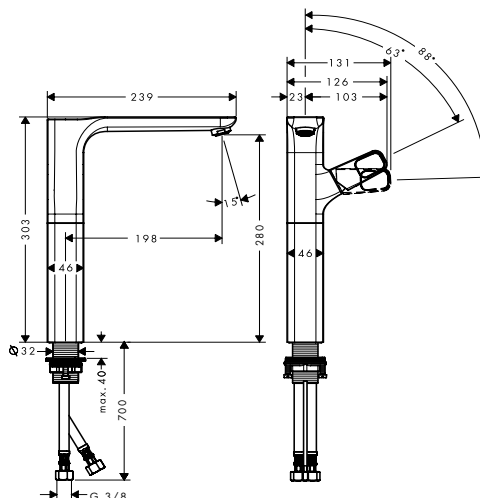
Sustainability



Technologies



280



For more information on this product, see the next page.

Measurements within scale drawings are in mm.

Technical specifications and units of measure are subject to change.

Single lever basin mixers

Overview variants

ComfortZone	projection (mm)	spout height (mm)	waste set	for wash bowls	finish	code no.
130	139	132	pop-up	-	Chrome	11020000
					AXOR FinishPlus*	11020XXX
130	139	132	non-closing	-	Chrome	11021000
					AXOR FinishPlus*	11021XXX
280	198	280	non-closing	■	Chrome	11035000
					AXOR FinishPlus*	11035XXX



This product is not available in the AXOR FinishPlus surfaces Polished and Brushed Black Chrome.

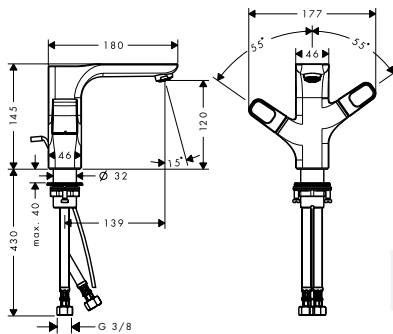
2-handle basin mixer 120 with pop-up waste set

Features

/ consists of: 2-handle basin mixer, waste set
 / ComfortZone 120
 / projection: 139 mm
 / spout height: 120 mm

/ spray type: Normal spray
 / maximum flow rate at 3 bar: 5 l/min
 / ceramic valves hot/ cold 90°
 / suitable for continuous flow water heaters

/ pop-up waste set G 1 1/4
 / connection type: G 3/8 connections
 / connection dimension: DN15



Sustainability



Technologies



finish	code no.
Chrome	11024000
AXOR FinishPlus*	11024XXX

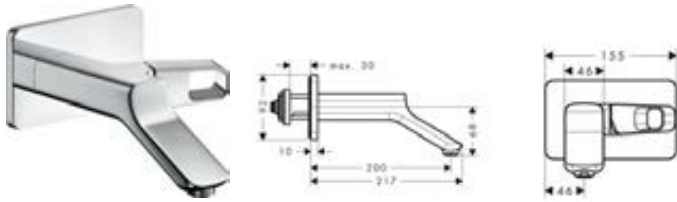


This product is not available in the AXOR FinishPlus surfaces Polished and Brushed Black Chrome.

Single lever basin mixer for concealed installation wall-mounted with spout 200 mm

Features

- / consists of: single lever basin mixer for concealed installation wall-mounted, waste set
- / projection: 200 mm
- / spray type: Normal spray
- / maximum flow rate at 3 bar: 5 l/min
- / ceramic cartridge
- / temperature limitation adjustable
- / suitable for continuous flow water heaters
- / non-closing waste set
- / connection type: basic set
- / connection dimension: DN15



Sustainability



Technologies




finish	code no.
● Chrome	11026000
● AXOR FinishPlus*	11026XXX

i This product is not available in the AXOR FinishPlus surfaces Polished and Brushed Black Chrome.

Required parts: code no.

 Basic set	10902180
--	----------

Optional parts: code no.

 Extension set 28 mm for single lever basin mixer wall-mounted	11980000
--	----------

3-hole basin mixers

Features of all variants

/ consists of: 3-hole basin mixer, waste set
 / ComfortZone 50
 / projection: 180 mm
 / spray type: Normal spray

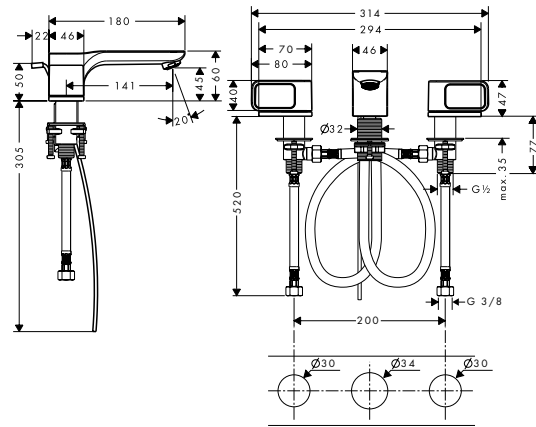
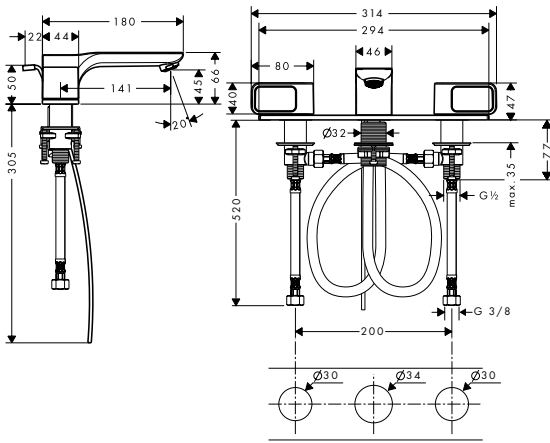
/ maximum flow rate at 3 bar: 5 l/min
 / ceramic valves hot/ cold 90°
 / suitable for continuous flow water heaters
 / pop-up waste set G 1¼

/ connection type: G ¾ connections
 / connection dimension: DN15

with plate



with escutcheons



Sustainability



Technologies




Overview variants

cover	finish	code no.
plate	Chrome	11040000
	AXOR FinishPlus*	11040XXX
escutcheons	Chrome	11041000
	AXOR FinishPlus*	11041XXX

i This product is not available in the AXOR FinishPlus surfaces Polished and Brushed Black Chrome.

Optional parts:	For	code no.
-----------------	-----	----------

	Hose extension set for 3-hole basin mixer	11041XXX 38959000
---	---	-------------------

* AXOR FinishPlus: For further AXOR FinishPlus surfaces please see the AXOR FinishPlus overview on page 24.

3-hole basin mixers wall mounted

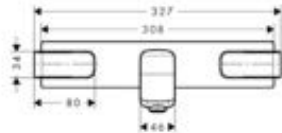
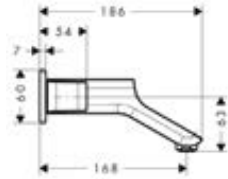
Features of all variants

/ consists of: 3-hole basin mixer for concealed installation wall-mounted, waste set
/ spray type: Normal spray

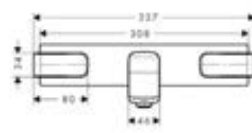
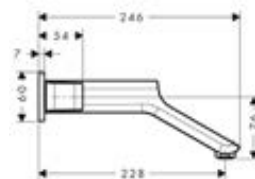
/ maximum flow rate at 3 bar: 5 l/min
/ ceramic valves hot/ cold 90°
/ suitable for continuous flow water heaters

/ non-closing waste set
/ connection type: basic set
/ connection dimension: DN15

168



228



Sustainability



Technologies



Overview variants

projection (mm)	finish	code no.
168	Chrome	11042000
	AXOR FinishPlus*	11042XXX
228	Chrome	11043000
	AXOR FinishPlus*	11043XXX



This product is not available in the AXOR FinishPlus surfaces Polished and Brushed Black Chrome.

Required parts:



Basic set for 3-hole basin mixer for concealed installation wall-mounted

code no.

10303180

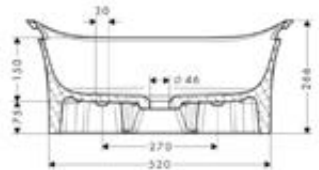
Wash basin 624/399 wall-mounted

Features

/ material: mineral cast with gelcoat
 / degree of gloss: glossy
 / without tap hole
 / without overflow

/ without shelf
 / CE certified
 / without waste set
 / TÜV certified

/ only in conjunction with basin mixers
 without pull rod
 / installation type: wall mounted



finish	code no.
<input type="radio"/> White	11302000

Optional parts:



Waste set non-closing for washbasins

finish	code no.
<input type="radio"/> Chrome	51301000
<input type="radio"/> AXOR FinishPlus*	51301XXX

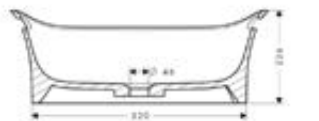
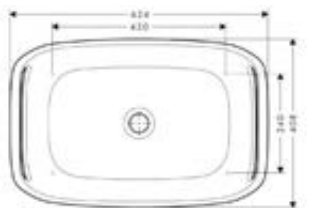
Wash bowl 624/408

Features

/ material: mineral cast with gelcoat
 / degree of gloss: glossy
 / without tap hole
 / without overflow

/ without shelf
 / CE certified
 / without waste set
 / TÜV certified

/ only in conjunction with basin mixers
 without pull rod
 / installation type: built-on



finish	code no.
<input type="radio"/> White	11300000

Optional parts:



Waste set non-closing for washbasins

finish	code no.
<input type="radio"/> Chrome	51301000
<input type="radio"/> AXOR FinishPlus*	51301XXX

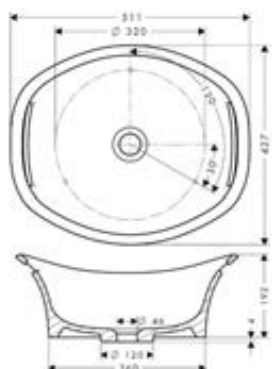
Wash bowl 511/427

Features

/ material: mineral cast with gelcoat
 / degree of gloss: glossy
 / without tap hole
 / without overflow

/ without shelf
 / CE certified
 / without waste set
 / TÜV certified

/ only in conjunction with basin mixers
 without pull rod
 / installation type: built-on



finish	code no.
○ White	11301000

Optional parts:



Waste set non-closing for washbasins

finish	code no.
● Chrome	51301000
● AXOR FinishPlus*	51301XXX

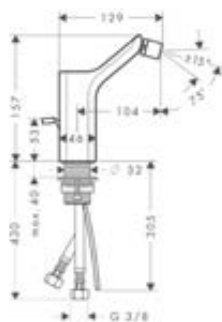
Single lever bidet mixer with pop-up waste set

Features

/ consists of: single lever bidet mixer, waste set
 / projection 104 mm
 / spout height: 157 mm
 / ball-pivot joint

/ spray type: laminar spray
 / maximum flow rate at 3 bar: 7,2 l/min
 / ceramic cartridge
 / temperature limitation adjustable

/ suitable for continuous flow water heaters
 / pop-up waste set G 1 1/4
 / connection type: G 3/8 connections
 / connection dimension: DN15



finish	code no.
● Chrome	11220000
● AXOR FinishPlus*	11220XXX

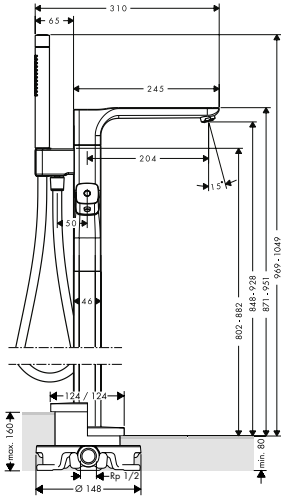


This product is not available in the AXOR FinishPlus surfaces Polished and Brushed Black Chrome.

Bath thermostat floor-standing

Features

- / consists of: bath thermostat floor standing, baton hand shower, shower hose, shower holder
- / projection 204 mm
- / 2 functions
- / spray type mixer: Normal spray
- / spray type hand shower: Rain, Mono
- / maximum flow rate at 3 bar: 21 l/min
- / flow rate for bath spout at 3 bar: 21 l/min
- / flow rate of hand shower at 3 bar: 14 l/min
- / min. operating pressure: 1 bar
- / max. operating pressure: 10 bar
- / thermostat cartridge, shut-off/ diverter valve
- / safety stop at 40 °C
- / temperature limitation adjustable
- / non-return valve
- / with automatic resetting
- / connection type: basic set
- / connection dimension: DN15
- / dirt filter included



Spray types



finish	code no.
Chrome	11422000
AXOR FinishPlus*	11422XXX

i This product is not available in the AXOR FinishPlus surfaces Polished and Brushed Black Chrome.

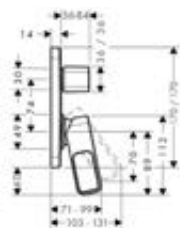
Required parts:	code no.
Basic set for mixers floor-standing	10452180

Optional parts:	code no.
Sealing foil for basic set bath mixer floor-standing	96441000

Single lever bath mixer for concealed installation

Features

- / 2 functions
- / maximum flow rate at 3 bar: 22 l/min
- / ceramic cartridge
- / temperature limitation adjustable
- / diverter with automatic resetting
- / with silencer
- / suitable for continuous flow water heaters
- / connection type: basic set
- / min. operating pressure: 1 bar
- / max. operating pressure: 10 bar



finish	code no.
Chrome	11425000
AXOR FinishPlus*	11425XXX

i This product is not available in the AXOR FinishPlus surfaces Polished and Brushed Black Chrome.

Required parts:	code no.
Basic set iBox universal	01700180

For more information on this product, see the next page.

Measurements within scale drawings are in mm.

Technical specifications and units of measure are subject to change.

Single lever bath mixer for concealed installation

Optional parts:



Extension element softsquare 2-hole

finish

code no.

Chrome

14972000

AXOR FinishPlus*

14972XXX

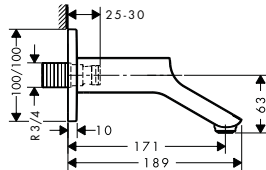
Bath spout

Features

/ 1 function
/ projection 171 mm

/ maximum flow rate at 3 bar: 21 l/min
/ connection dimension: DN20

/ spray type: Normal spray



Technologies



finish

code no.

Chrome

11430000

AXOR FinishPlus*

11430XXX



This product is not available in the AXOR FinishPlus surfaces Polished and Brushed Black Chrome.

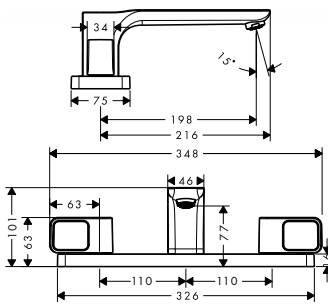
3-hole rim mounted bath mixer

Features

/ 1 function
/ projection: 198 mm
/ spray type mixer: Normal spray

/ maximum flow rate at 3 bar: 25 l/min
/ ceramic valves hot/ cold 90°
/ connection dimension: DN15

/ connection type: basic set
/ min. operating pressure: 1 bar
/ max. operating pressure: 10 bar



Technologies



finish

code no.

Chrome

11436000

AXOR FinishPlus*

11436XXX



This product is not available in the AXOR FinishPlus surfaces Polished and Brushed Black Chrome.

Required parts:



Basic set for 3-hole rim mounted bath mixer

code no.

15484180

Optional parts:



Installation plate

code no.

39449000

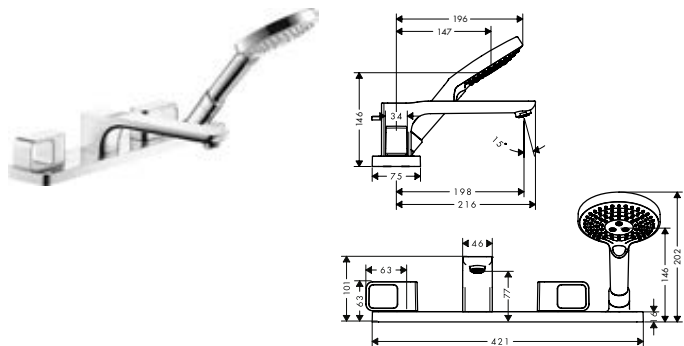
4-hole rim mounted bath mixer

Features

/ consists of: 4-hole rim mounted bath mixer, hand shower, shower hose, shower holder
 / 2 functions
 / projection: 198 mm
 / spray type mixer: Normal spray

/ spray type hand shower: Rain, RainAir, WhirlAir
 / maximum pull-out length of hand shower: 1.10 m
 / maximum flow rate at 3 bar: 22 l/min
 / ceramic valves hot/ cold 90°
 / diverter with automatic resetting

/ non-return valve
 / connection dimension: DN15
 / connection type: basic set
 / min. operating pressure: 1 bar
 / max. operating pressure: 10 bar



Technologies




Spray types




finish	code no.
Chrome	11443000
AXOR FinishPlus*	11443XXX

i This product is not available in the AXOR FinishPlus surfaces Polished and Brushed Black Chrome.

! Required parts: code no.

 Basic set for 4-hole rim mounted bath mixer 15480180

Optional parts: code no.

 Installation plate 39449000

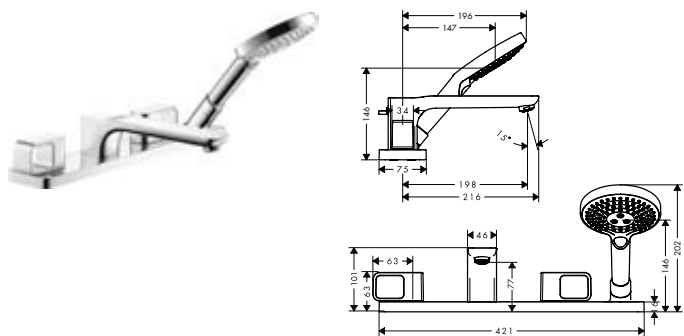
4-hole tile mounted bath mixer

Features

/ consists of: 4-hole tile mounted bath mixer, hand shower, shower hose, shower holder
 / 2 functions
 / projection: 198 mm
 / spray type mixer: Normal spray

/ spray type hand shower: Rain, RainAir, WhirlAir
 / maximum pull-out length of hand shower: 1.10 m
 / maximum flow rate at 3 bar: 22 l/min
 / ceramic valves hot/ cold 90°
 / diverter with automatic resetting

/ non-return valve
 / connection dimension: DN15
 / connection type: basic set
 / min. operating pressure: 1 bar
 / max. operating pressure: 10 bar



Technologies




Spray types



finish	code no.
Chrome	11445000
AXOR FinishPlus*	11445XXX

i This product is not available in the AXOR FinishPlus surfaces Polished and Brushed Black Chrome.


! Required parts: code no.

 Basic set for 4-hole tile mounted bath mixer 15481180

Bath tub 1,800/600

Features

- / free-standing bath tub
- / filling level: approx. 340 mm
- / filling capacity: approx. 180 l (1 person 70 kg)
- / weight with water (1 person 70 kg): approx. 440 kg
- / weight without water: 187 kg
- / material: mineral cast with gelcoat
- / CE certified
- / TÜV certified

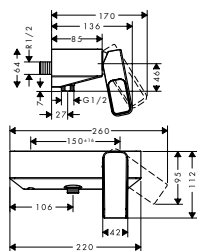


finish	code no.
<input type="radio"/> White	11440000

Single lever shower mixer for exposed installation

Features

- / 1 function
- / centre distance: 150 ± 16 mm
- / maximum flow rate at 3 bar: 28 l/min
- / ceramic cartridge
- / temperature limitation adjustable
- / non-return valve
- / with silencer
- / suitable for continuous flow water heaters
- / hose connection DN15
- / connection dimension: DN15
- / connection type: s-shaped connections
- / min. operating pressure: 1 bar
- / max. operating pressure: 10 bar



finish	code no.
<input type="radio"/> Chrome	11620000
<input type="radio"/> AXOR FinishPlus*	11620XXX

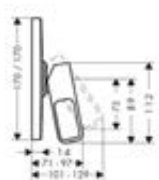


This product is not available in the AXOR FinishPlus surfaces Polished and Brushed Black Chrome.

Single lever shower mixer for concealed installation

Features

- / 1 function
- / maximum flow rate at 3 bar: 29 l/min
- / ceramic cartridge
- / temperature limitation adjustable
- / with silencer
- / suitable for continuous flow water heaters
- / connection type: basic set
- / min. operating pressure: 1 bar
- / max. operating pressure: 10 bar



finish	code no.
<input type="radio"/> Chrome	11625000
<input type="radio"/> AXOR FinishPlus*	11625XXX



This product is not available in the AXOR FinishPlus surfaces Polished and Brushed Black Chrome.

Required parts:






Basic set iBox universal

code no.

01700180

For more information on this product, see the next page.

Single lever shower mixer for concealed installation

Optional parts:	finish	code no.
 Extension element softsquare 1-hole	Chrome AXOR FinishPlus*	14971000 14971XXX
 Fastening rail set for iBox universal		93171000
 Extension 25 mm for basic set iBox universal		13587000

Porter units
Features of all variants

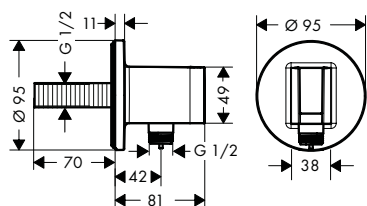
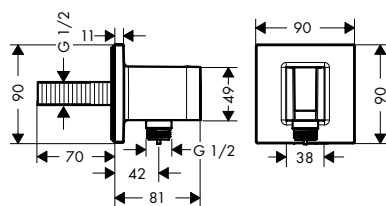
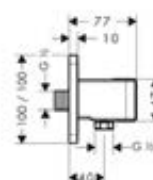
/ integrated support function

/ metal housing with internal water supply made of plastic

/ non-return valve

/ connection type: G 1/2

/ for shower hoses with a conical nut

round

square

softsquare

Overview variants

shape	finish	code no.
round	Chrome	36733000
	Brushed Black Chrome	NEW 36733340
	Matt Black	NEW 36733670
	AXOR FinishPlus*	36733XXX
square	Chrome	36734000
	Brushed Black Chrome	NEW 36734340
	Matt Black	NEW 36734670
	AXOR FinishPlus*	36734XXX
softsquare	Chrome	11626000
	Brushed Black Chrome	11626340
	Matt Black	NEW 11626670
	AXOR FinishPlus*	11626XXX

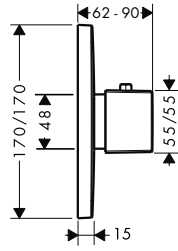
Thermostat HighFlow for concealed installation

Features

/ thermostat cartridge
 / maximum flow rate at 3 bar: 59 l/min
 / min. operating pressure: 1 bar

/ max. operating pressure: 10 bar
 / safety stop at 40 °C
 / temperature limitation adjustable

/ non-return valve
 / with silencer
 / connection type: basic set



finish	code no.
Chrome	11731000
AXOR FinishPlus*	11731XXX

i This product is not available in the AXOR FinishPlus surfaces Polished and Brushed Black Chrome.

Required parts:

	code no.
Basic set iBox universal	01700180

Optional parts:

	finish	code no.
Extension element softsquare 1-hole	Chrome AXOR FinishPlus*	14971000 14971XXX
Extension 25 mm for basic set iBox universal		13587000
Fastening rail set for iBox universal		93171000

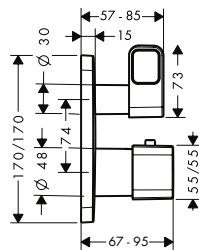
Thermostat for concealed installation with shut-off valve

Features

/ 1 function
 / thermostat cartridge, ceramic valves 90°
 / maximum flow rate at 3 bar: 26 l/min
 / min. operating pressure: 1 bar

/ max. operating pressure: 10 bar
 / safety stop at 40 °C
 / temperature limitation adjustable
 / non-return valve

/ with silencer
 / connection type: basic set



finish	code no.
Chrome	11732000
AXOR FinishPlus*	11732XXX

i This product is not available in the AXOR FinishPlus surfaces Polished and Brushed Black Chrome.

Required parts:


	code no.
Basic set	01700180

Optional parts:

	finish	code no.
Extension element softsquare 2-hole arrow	Chrome AXOR FinishPlus*	14974000 14974XXX
Extension 25 mm for basic set iBox universal		13587000

For more information on this product, see the next page.

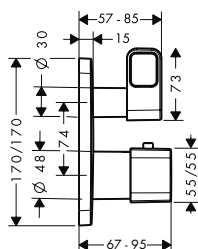
Thermostat for concealed installation with shut-off valve


Optional parts:	finish	code no.
 Fastening rail set for iBox universal		93171000

Thermostat for concealed installation with shut-off/ diverter valve

Features

- / 2 functions
- / thermostat cartridge, shut-off valve
- / maximum flow rate at 3 bar: 29 l/min
- / flow rate hand shower connection at 3 bar: 29 l/min
- / min. operating pressure: 1 bar
- / max. operating pressure: 10 bar
- / safety stop at 40 °C
- / temperature limitation adjustable
- / non-return valve
- / with silencer
- / connection type: basic set








finish	code no.
 Chrome	11733000
 AXOR FinishPlus*	11733XXX



This product is not available in the AXOR FinishPlus surfaces Polished and Brushed Black Chrome.

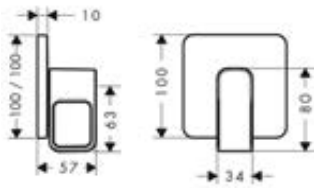
Required parts:	code no.
 Basic set iBox universal	01700180

Optional parts:	finish	code no.
 Extension element softsquare 2-hole 0-1-2	 Chrome	14973000
	 AXOR FinishPlus*	14973XXX
 Extension 25 mm for basic set iBox universal		13587000
 Fastening rail set for iBox universal		93171000

Shut-off valve for concealed installation

Features

/ connection type: DN15/DN20



finish	code no.
Chrome	11960000
AXOR FinishPlus*	11960XXX



This product is not available in the AXOR FinishPlus surfaces Polished and Brushed Black Chrome.

Required parts:

code no.



Basic set 40 l/min for concealed installation for shut-off valve ceramic

16974180



Basic set 52 l/min for shut-off valve for concealed installation spindle

16973180



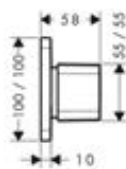
Basic set 130 l/min for shut-off valve for concealed installation spindle

16970180

Shut-off/ diverter valve Trio/ Quattro for concealed installation

Features

/ connection dimension: DN20



finish	code no.
Chrome	11925000
AXOR FinishPlus*	11925XXX



This product is not available in the AXOR FinishPlus surfaces Polished and Brushed Black Chrome.

Required parts:

code no.



Basic set for Quattro four-way diverter valve for concealed installation

16930180



Basic set for shut-off/ diverter valve Trio for concealed installation

16982180

Optional parts:

code no.



Extension set 25 mm for shut-off/ diverter valve Trio-/ Quattro

92990000



AXOR Massaud

Basin	328
Wash bowls and wash basin	328
Bath	329





AXOR Massaud

The peace of nature

AXOR Massaud perfects the connection between people and nature. The collection makes water into a source of wellbeing and composure. Celebrates it in the form of a natural waterfall flowing from a shelf. The collection embodies uncompromising, **organic avant-garde design** inspired by the elements of nature. Far from all technology, to enjoy the moment – with water rather than with a mixer.

Design: Jean-Marie Massaud

“I WANTED TO MAKE THE
FUNCTIONAL ELEMENTS
DISAPPEAR TO CREATE
THE LANDSCAPE FOR A
HOLISTIC EXPERIENCE
WITH WATER.”

Jean-Marie Massaud

CHARACTERISTIC DESIGN FEATURE:

Organic design language inspired by nature: Expansive surfaces meet soft curves that transition to radical geometric forms. The body is a blade of grass. The cascading spray a **natural** waterfall.

THE DESIGNER'S IDEA:

The natural world and its elements: A sensuous waterfall flowing from a shelf – this is AXOR Massaud. The mixer is not a technical object. Rather, it was designed to present the element of water and create an ingenious connection between people and nature. To provide a source of calmness and contemplation.

SPECIAL COLLECTION HIGHLIGHTS:

- / The mixer gives added value as a shelf
- / **Avant-garde** water design: the cascading waterfall is not aerated – this nod to a natural waterfall resulted from intensive development work
- / Matching wash basins in organic design
- / The first collection in cooperation with Jean-Marie Massaud

Learn more about AXOR Massaud:

axor-design.com

Harmonious connection between natural aesthetics and modern design

AXOR Massaud brings the natural world into the bathroom, allowing us to experience the element of water in all its **sensual** glory. A vigorous stream gushes from the mixer like a waterfall. Behind this gorgeous cascade is advanced water-saving technology. All rounded out by the **harmonious** relation between the wash basin, with its organic form, and the mixer.





A perfect match: the floor-standing bathtub mixer with a non-aerated flood spray that flows from the mixer into the tub like a *natural* waterfall.

For matching products please refer to the AXOR Program chapters



AXOR Showers

P. 402



AXOR Accessories

P. 520



AXOR Electronic

P. 568

Single lever basin mixers

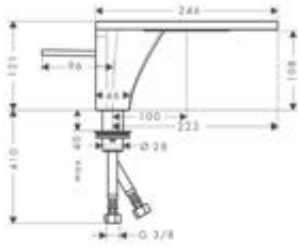
Features of all variants

/ consists of: single lever basin mixer, waste set
 / spray type: wide flood jet
 / maximum flow rate at 3 bar: 4 l/min

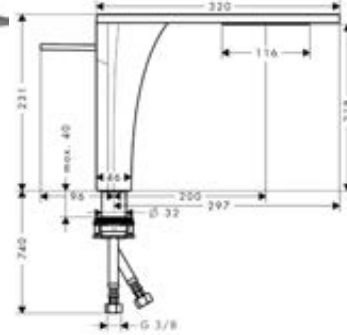
/ ceramic cartridge
 / suitable for continuous flow water heaters
 / non-closing waste set

/ connection type: G 3/8 connections
 / connection dimension: DN15

110



220



Sustainability



Technologies



Spray types



Overview variants

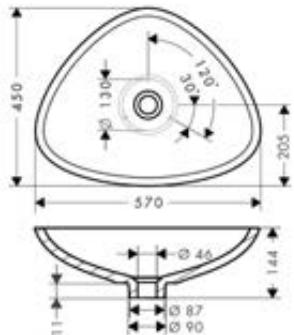
ComfortZone	projection (mm)	spout height (mm)	for wash bowls	finish	code no.
110	100	108	–	Chrome AXOR FinishPlus*	18010000 18010XXX
220	200	218	■	Chrome AXOR FinishPlus*	18020000 18020XXX

Wash bowl 570/450

Features

/ material: mineral cast with gelcoat
 / CE certified
 / TÜV certified

/ only in conjunction with basin mixers without pull rod
 / installation type: built-on



finish	code no.
White	42305000

Optional parts:



Waste set non-closing for washbasins

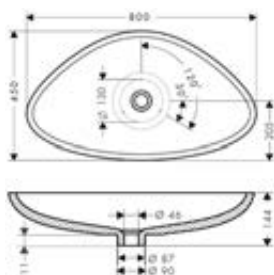
finish	code no.
Chrome	51301000
AXOR FinishPlus*	51301XXX

Wash bowl 800/450

Features

/ material: mineral cast with gelcoat
 / CE certified
 / TÜV certified

/ only in conjunction with basin mixers
 without pull rod
 / installation type: built-on



finish	code no.
<input type="radio"/> White	42300000

Optional parts:



Waste set non-closing for washbasins

finish	code no.
<input type="radio"/> Chrome	51301000
<input type="radio"/> AXOR FinishPlus*	51301XXX

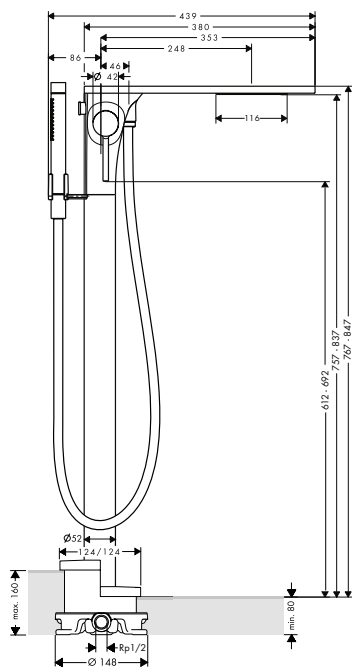
Single lever bath mixer floor-standing

Features

/ consists of: single lever bath mixer floor standing,
 baton hand shower, shower hose, shower holder
 / 2 functions
 / projection: 248 mm
 / spray type mixer: wide flood jet
 / spray type hand shower: Rain, Mono

/ maximum flow rate at 3 bar: 17 l/min
 / flow rate for bath spout at 3 bar: 17 l/min
 / flow rate of hand shower at 3 bar: 14 l/min
 / ceramic cartridge
 / temperature limitation adjustable
 / diverter with automatic resetting

/ non-return valve
 / connection dimension: DN15
 / connection type: basic set
 / min. operating pressure: 1 bar
 / max. operating pressure: 10 bar



Technologies



Spray types



finish	code no.
<input type="radio"/> Chrome	18450000
<input type="radio"/> AXOR FinishPlus*	18450XXX

Required parts:



Basic set for mixers floor-standing

code no.

10452180

Optional parts:



Sealing foil for basic set bath mixer floor-standing

code no.

96441000



Extension 60 mm for pipe

97686000

* AXOR FinishPlus: For further AXOR FinishPlus surfaces please see the AXOR FinishPlus overview on page 24.





AXOR Uno

Basin	338
Bidet	351
Bath	353
Shower	359
Thermostatic mixers / valves /diverters	362



AXOR Uno

The power of simplicity

AXOR Uno is about the **purity** of perfection. And about the simple shapes that form a visible design. Inspired by the original purists. The mixer consists of pipes – the original form of water transport – put together at precise right angles. Subtly excessive, based on the **golden ratio**. This ascetic form exudes a great strength. The power of simplicity.

Design: PHOENIX

“IMPLEMENTED
AT THE HIGHEST
TECHNOLOGICAL
LEVELS, AXOR UNO IS
THE QUINTESSENCE
OF PURISM: CLEAN,
MINIMALIST AND
SUBTLE.”

Andreas Diefenbach, PHOENIX

CHARACTERISTIC DESIGN FEATURE:

Purist mixer design: A clear **design** language with basic cylindrical forms. Precisely put together at right angles. Subtly excessive, based on the **golden ratio**.

THE DESIGNER'S IDEA:

An appreciation of design and material: With the pipe, one of the oldest forms of water transport, AXOR Uno embodies radical reduction to the essentials. The material and the design are the clear focus of the mixers.

SPECIAL COLLECTION HIGHLIGHTS:

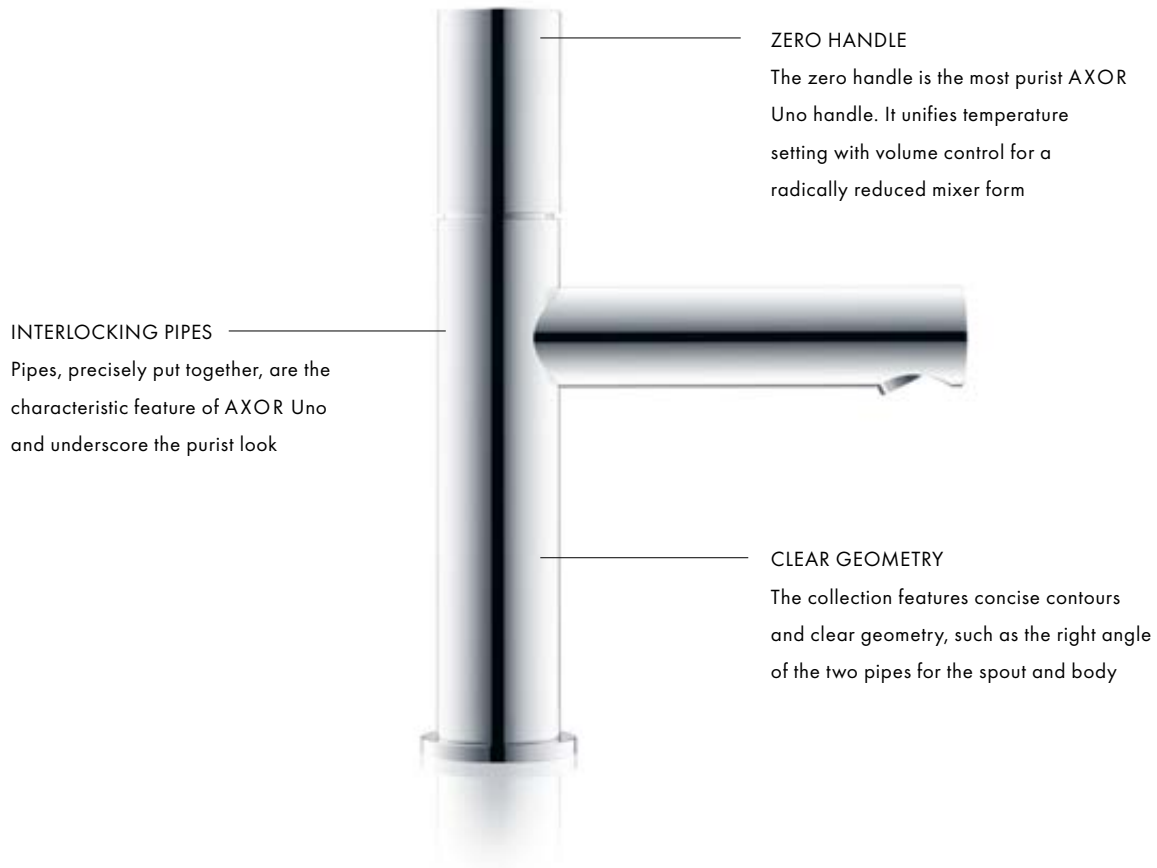
- / Two design families and three handle variants: a **modern**, bow-shaped handle, a purist zero handle or a handle with Select technology
- / The design of the AXOR Uno 200 wash basin mixers is based on the principle of the golden ratio, a classic **proportional** relationship
- / The perfect addition to AXOR Uno in the shower: AXOR Showerpipe 800 – also rigorously **purist** in **design**
- / **AXOR FinishPlus** surface in Brushed Nickel is available ex stock
- / AXOR Uno is a redesign of the successful AXOR Uno collection introduced in 1985

Learn more about AXOR Uno:

axor-design.com

Purism. Without exception

The two design families of the AXOR Uno collection embody **purism** in different versions. Characteristic of all of the products are clear lines and cylinders put together at precise right angles. With handle variants such as the bow-shaped handle, the zero handle or the handle with Select technology, maximum **ergonomics** meets **minimalist** design.



BOW-SHAPED HANDLE

The bow-shaped handle offers especially ergonomic operation.



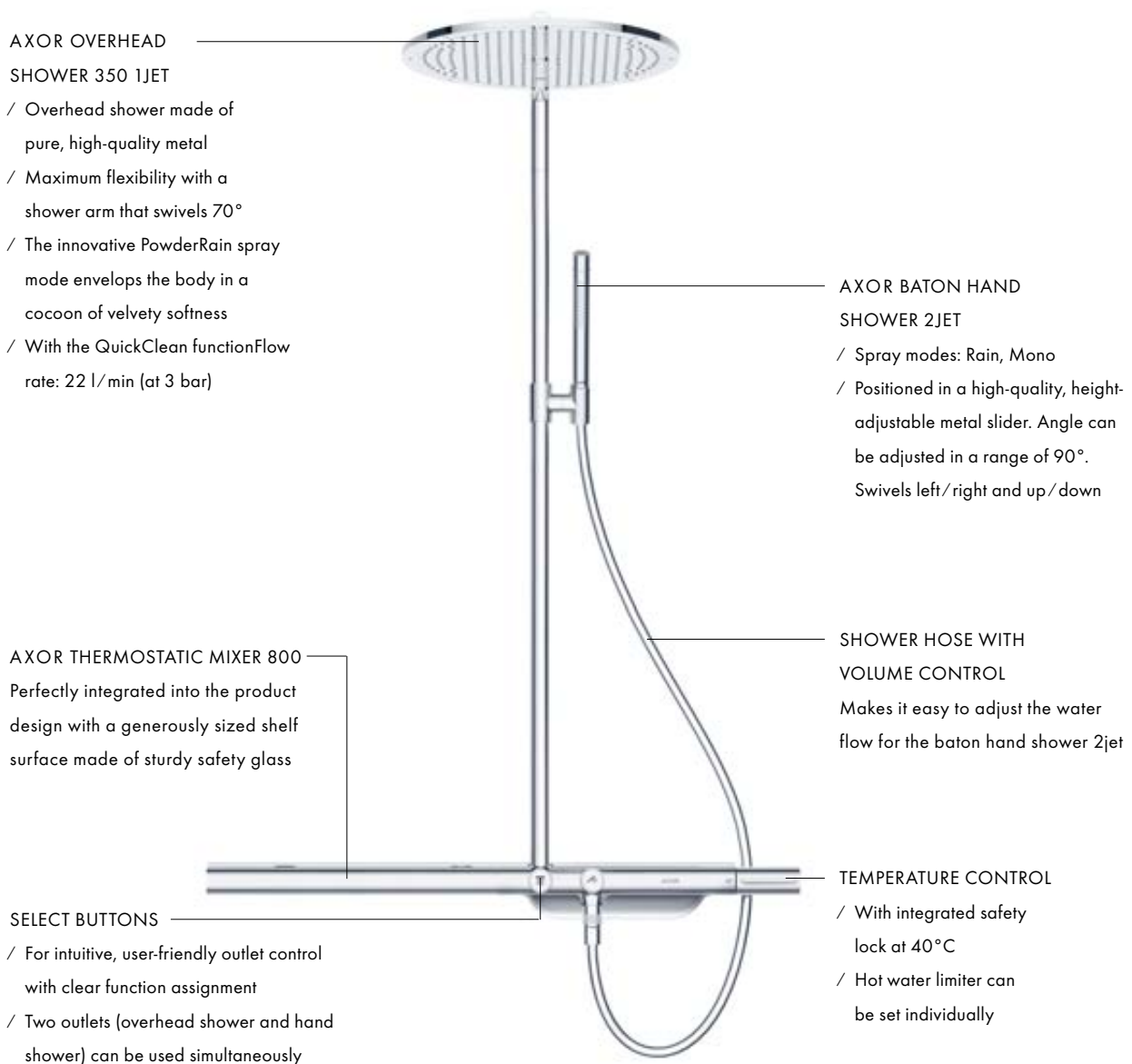
SELECT BUTTON

The Select button is an intuitive control element.



Perfect purism in shower design

The AXOR Showerpipe 800 provides an integrated system solution, consisting of a thermostatic mixer, overhead shower and hand shower, all in the **purist** pipework design of the AXOR Uno collection. Select technology makes the Showerpipe with its integrated AXOR overhead shower 350 1jet and innovative PowderRain spray mode easy to operate.





For the three-hole rim-mounted bath mixer with loop handle (# 38436000), the hand shower 120 3jet (# 26050000) is included in the scope of delivery.



A special bathroom highlight is the floor-standing bath spout (# 45412 -000, -xxx) in combination with thermostatic module Select for 2 functions (# 18355, -000, -xxx).

For matching products please refer to the AXOR Program chapters



AXOR Showers

P. 402



AXOR Accessories

P. 520



AXOR Electronic

P. 568

Single lever basin mixers with zero handle

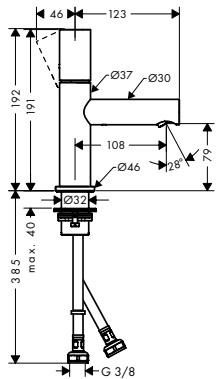
Features of all variants

/ consists of: single lever basin mixer, waste set
 / spray type: laminar spray
 / maximum flow rate at 3 bar: 5 l/min

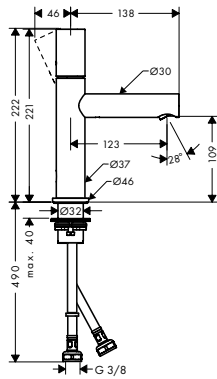
/ ceramic cartridge
 / temperature limitation adjustable
 / suitable for continuous flow water heaters

/ connection type: G 3/8 connections
 / connection dimension: DN15

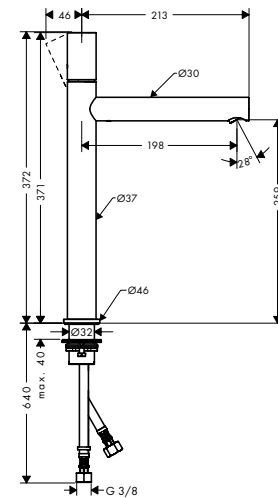
80



110



260



Sustainability



Technologies



Overview variants

ComfortZone	projection (mm)	spout height (mm)	waste set	for wash bowls	finish	code no.
80	108	79	non-closing	-	Chrome	45005000
					Brushed Black Chrome	45005340
					Brushed Nickel	45005820
					AXOR FinishPlus*	45005XXX
110	123	109	pop-up	-	Chrome	45001000
					Brushed Black Chrome	45001340
					Brushed Nickel	45001820
					AXOR FinishPlus*	45001XXX
110	123	109	non-closing	-	Chrome	45002000
					Brushed Black Chrome	45002340
					Brushed Nickel	45002820
					AXOR FinishPlus*	45002XXX
200	198	199	non-closing	■	Chrome	45003000
					Brushed Black Chrome	45003340
					Brushed Nickel	45003820
					AXOR FinishPlus*	45003XXX





For more information on this product, see the next page.

Measurements within scale drawings are in mm.

Technical specifications and units of measure are subject to change.

Single lever basin mixers with zero handle

Overview variants

ComfortZone	projection (mm)	spout height (mm)	waste set	for wash bowls	finish	code no.
260	198	259	non-closing	■	 Chrome  Brushed Black Chrome  Brushed Nickel  AXOR FinishPlus*	45004000 45004340 45004820 45004XXX

Basin mixers Select

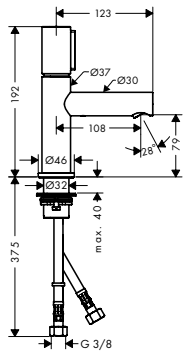
Features of all variants

/ consists of: Basin mixer, waste set
 / spray type: laminar spray
 / maximum flow rate at 3 bar: 5 l/min

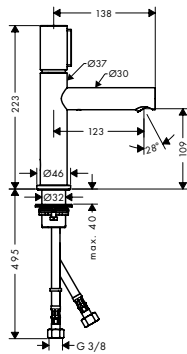
/ Select cartridge with temperature control
 / temperature limitation adjustable
 / suitable for continuous flow water heaters

/ connection type: G 3/8 connections
 / connection dimension: DN15

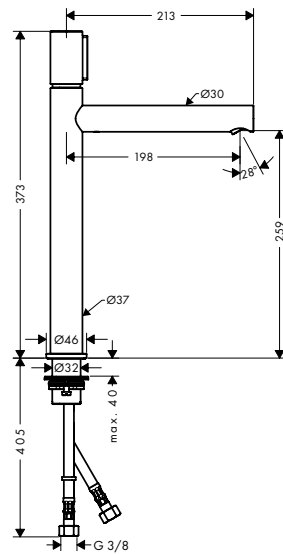
80



110



260



Sustainability



Technologies



Overview variants

ComfortZone	projection (mm)	spout height (mm)	waste set	for wash bowls	finish	code no.
80	108	79	non-closing	-	Chrome	45015000
					Brushed Black Chrome	45015340
					Brushed Nickel	45015820
					AXOR FinishPlus*	45015XXX
110	123	109	pop-up	-	Chrome	45010000
					Brushed Black Chrome	45010340
					Brushed Nickel	45010820
					AXOR FinishPlus*	45010XXX
110	123	109	non-closing	-	Chrome	45012000
					Brushed Black Chrome	45012340
					Brushed Nickel	45012820
					AXOR FinishPlus*	45012XXX
200	198	199	non-closing	■	Chrome	45013000
					Brushed Black Chrome	45013340
					Brushed Nickel	45013820
					AXOR FinishPlus*	45013XXX

For more information on this product, see the next page.

Measurements within scale drawings are in mm.

Technical specifications and units of measure are subject to change.

Basin mixers Select

Overview variants

ComfortZone	projection (mm)	spout height (mm)	waste set	for wash bowls	finish	code no.
260	198	259	non-closing	■	Chrome Brushed Black Chrome Brushed Nickel AXOR FinishPlus*	45014000 45014340 45014820 45014XXX

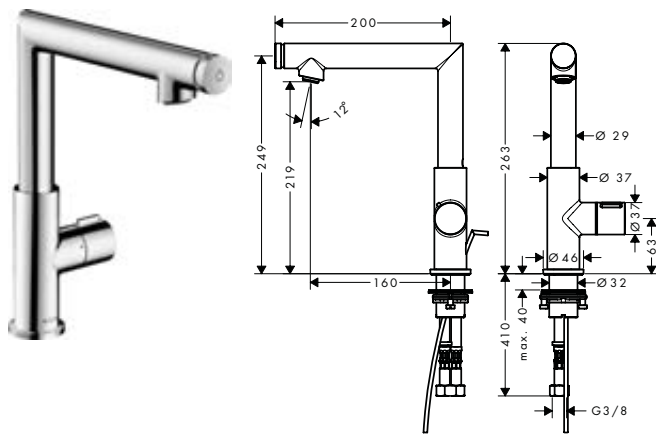
Basin mixer Select 220 with pop-up waste set

Features

/ consists of: Basin mixer, waste set
 / ComfortZone 220
 / projection: 160 mm
 / spout height: 219 mm
 / swivel range 110°

/ spray type: Normal spray
 / maximum flow rate at 3 bar: 5 l/min
 / Start/stop valve to operate the functions
 / temperature limitation adjustable
 / separation of temperature control and open/close

/ suitable for continuous flow water heaters
 / pop-up waste set G 1¼
 / connection type: G ¾ connections
 / connection dimension: DN15



Sustainability



Technologies



finish	code no.
Chrome	45016000
Brushed Black Chrome	45016340
Brushed Nickel	45016820
AXOR FinishPlus*	45016XXX

* AXOR FinishPlus: For further AXOR FinishPlus surfaces please see the AXOR FinishPlus overview on page 24.

Single lever basin mixers with loop handle

Overview variants

ComfortZone	projection (mm)	spout height (mm)	waste set	for wash bowls	finish	code no.
250	201	249	non-closing	■	Chrome Brushed Black Chrome Brushed Nickel AXOR FinishPlus*	38034000 38034340 38034820 38034XXX

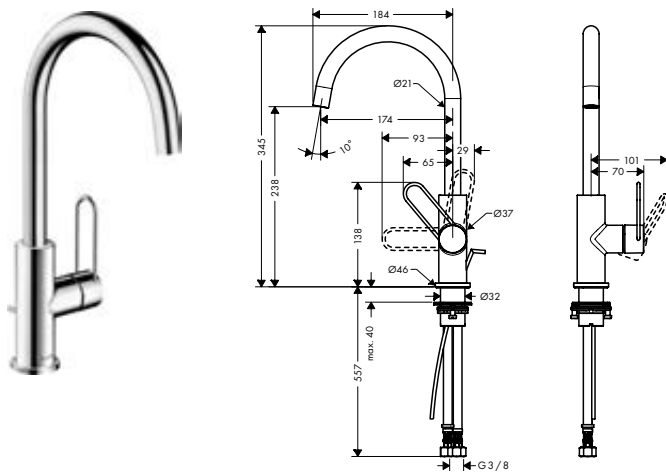
Single lever basin mixer 240 with loop handle and pop-up waste set

Features

/ consists of: single lever basin mixer, waste set
 / ComfortZone 240
 / projection: 174 mm
 / spout height: 238 mm
 / swivel range 115°

/ spray type: Normal spray
 / maximum flow rate at 3 bar: 5 l/min
 / ceramic cartridge
 / temperature limitation adjustable
 / suitable for continuous flow water heaters

/ pop-up waste set G 1¼
 / connection type: G ¾ connections
 / connection dimension: DN15



Sustainability



Technologies



finish	code no.
Chrome	38036000
Brushed Black Chrome	38036340
Brushed Nickel	38036820
AXOR FinishPlus*	38036XXX

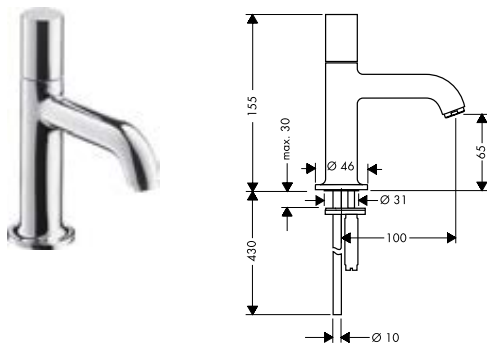
Pillar tap 70 without waste set

Features

/ ComfortZone 70
 / projection: 100 mm
 / spout height: 65 mm

/ spray type: Normal spray
 / maximum flow rate at 3 bar: 5 l/min
 / ceramic valve 180°

/ for cold water connection
 / connection type: copper pipe connections
 / connection dimension: DN15



Sustainability



Technologies



finish	code no.
Chrome	38130000
Brushed Black Chrome	38130340
Brushed Nickel	38130820
AXOR FinishPlus*	38130XXX

* AXOR FinishPlus: For further AXOR FinishPlus surfaces please see the AXOR FinishPlus overview on page 24.

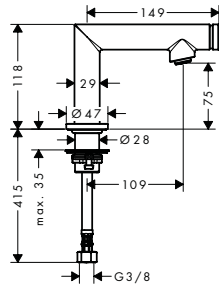
Pillar tap Select 80 without waste set

Features

/ ComfortZone 80
 / projection: 109 mm
 / spout height: 75 mm

/ spray type: Normal spray
 / maximum flow rate at 3 bar: 5 l/min
 / Start/stop valve to operate the functions

/ for cold water connection
 / connection type: G 3/8 connection hose
 / connection dimension: DN15



Sustainability



Technologies



finish	code no.
Chrome	45130000
Brushed Black Chrome	45130340
Brushed Nickel	45130820
AXOR FinishPlus*	45130XXX

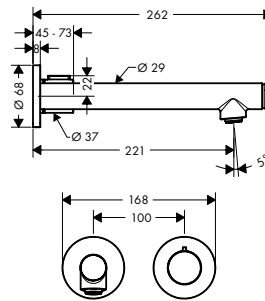
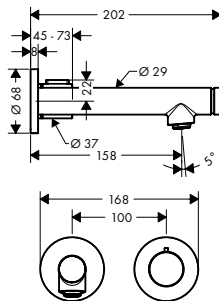
Basin mixers for concealed installation wall-mounted Select

Features of all variants

/ consists of: basin mixer for concealed installation wall-mounted, waste set
 / spray type: Normal spray
 / maximum flow rate at 3 bar: 5 l/min

/ Start/stop valve to operate the functions
 / separation of temperature control and open/close
 / suitable for continuous flow water heaters
 / non-closing waste set

/ connection type: basic set
 / connection dimension: DN15
 / handle can be positioned on the right or left, depending on the basic set installation



Sustainability



Technologies



Overview variants

projection (mm)	finish	code no.
158	Chrome	45112000
	Brushed Black Chrome	45112340
	Brushed Nickel	45112820
	AXOR FinishPlus*	45112XXX
221	Chrome	45113000
	Brushed Black Chrome	45113340
	Brushed Nickel	45113820
	AXOR FinishPlus*	45113XXX

Required parts:



Basic set for single lever basin mixer for concealed installation wall-mounted

code no.

13623180

Optional parts:



Extension set 25 mm for single lever basin mixer wall-mounted

code no.

13586000

Single lever basin mixers for concealed installation wall-mounted with escutcheons

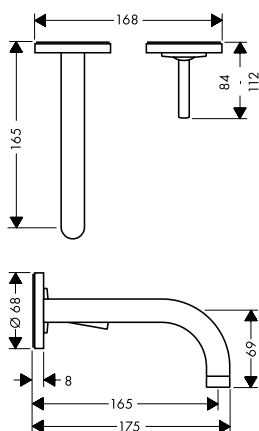
Features of all variants

/ consists of: single lever basin mixer for concealed installation wall-mounted, waste set
 / spray type: Normal spray
 / maximum flow rate at 3 bar: 5 l/min

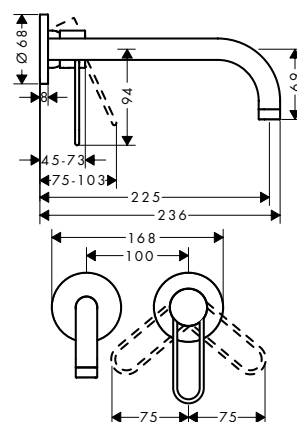
/ ceramic cartridge
 / suitable for continuous flow water heaters
 / non-closing waste set
 / connection type: basic set

/ connection dimension: DN15
 / handle can be positioned on the right or left, depending on the basic set installation

165 pin handle



225 loop handle



Sustainability



Technologies



Overview variants

projection (mm)	handle version	finish	code no.
165	pin	Chrome	38113000
		Brushed Black Chrome	38113340
		Brushed Nickel	38113820
		AXOR FinishPlus*	38113XXX
225	pin	Chrome	38116000
		Brushed Black Chrome	38116340
		Brushed Nickel	38116820
		AXOR FinishPlus*	38116XXX
165	loop	Chrome	38121000
		Brushed Black Chrome	38121340
		Brushed Nickel	38121820
		AXOR FinishPlus*	38121XXX
225	loop	Chrome	38122000
		Brushed Black Chrome	38122340
		Brushed Nickel	38122820
		AXOR FinishPlus*	38122XXX

Required parts:



Basic set for single lever basin mixer for concealed installation wall-mounted

code no.

13623180

Optional parts:



Extension set 25 mm for single lever basin mixer wall-mounted

code no.

13586000

* AXOR FinishPlus: For further AXOR FinishPlus surfaces please see the AXOR FinishPlus overview on page 24.

Single lever basin mixers for concealed installation wall-mounted with plate

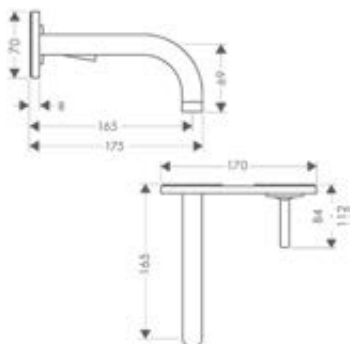
Features of all variants

/ consists of: single lever basin mixer for concealed installation wall-mounted, waste set
 / spray type: Normal spray
 / maximum flow rate at 3 bar: 5 l/min

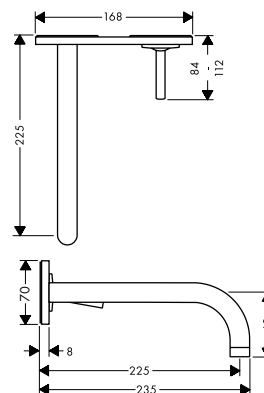
/ ceramic cartridge
 / suitable for continuous flow water heaters
 / non-closing waste set
 / connection type: basic set

/ connection dimension: DN15
 / handle can be positioned on the right or left, depending on the basic set installation

165



225



Sustainability



Technologies



Overview variants

projection (mm)	finish	code no.
165	Chrome	38112000
	Brushed Black Chrome	38112340
	Brushed Nickel	38112820
	AXOR FinishPlus*	38112XXX
225	Chrome	38115000
	Brushed Black Chrome	38115340
	Brushed Nickel	38115820
	AXOR FinishPlus*	38115XXX

Required parts:



Basic set for single lever basin mixer for concealed installation wall-mounted

code no.

13623180

Optional parts:



Extension set 25 mm for single lever basin mixer wall-mounted

code no.

13586000

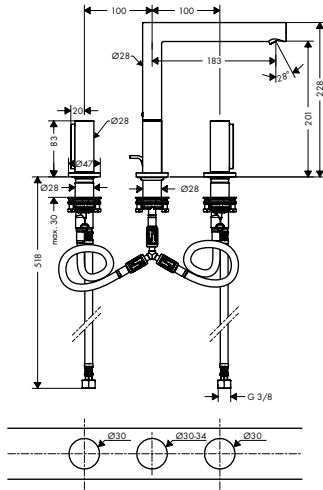
3-hole basin mixer 200 with zero handles and pop-up waste set

Features

/ consists of: 3-hole basin mixer, waste set
 / ComfortZone 200
 / projection: 183 mm
 / spout height: 201 mm

/ swivel range 110°
 / spray type: laminar spray
 / maximum flow rate at 3 bar: 5 l/min
 / ceramic valves hot/ cold 90°

/ suitable for continuous flow water heaters
 / pop-up waste set G 1¼
 / connection type: G ¾ connections
 / connection dimension: DN15



Sustainability



Technologies



finish	code no.
Chrome	45133000
Brushed Black Chrome	45133340
Brushed Nickel	45133820
AXOR FinishPlus*	45133XXX

Optional parts:



Hose extension set for 3-hole basin mixer

code no.

38959000

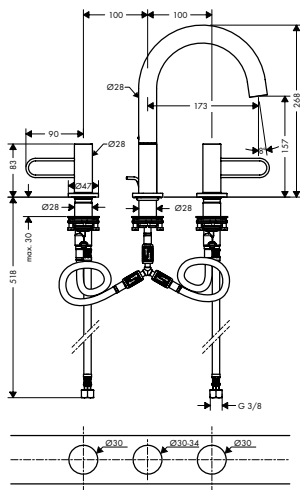
3-hole basin mixer 160 with loop handles and pop-up waste set

Features

/ consists of: 3-hole basin mixer, waste set
 / ComfortZone 160
 / projection: 173 mm
 / spout height: 157 mm

/ swivel range 110°
 / spray type: Normal spray
 / maximum flow rate at 3 bar: 5 l/min
 / ceramic valves hot/ cold 90°

/ suitable for continuous flow water heaters
 / pop-up waste set G 1¼
 / connection type: G ¾ connections
 / connection dimension: DN15



Sustainability



Technologies



finish	code no.
Chrome	38054000
Brushed Black Chrome	38054340
Brushed Nickel	38054820
AXOR FinishPlus*	38054XXX

Optional parts:



Hose extension set for 3-hole basin mixer

code no.

38959000

* AXOR FinishPlus: For further AXOR FinishPlus surfaces please see the AXOR FinishPlus overview on page 24.

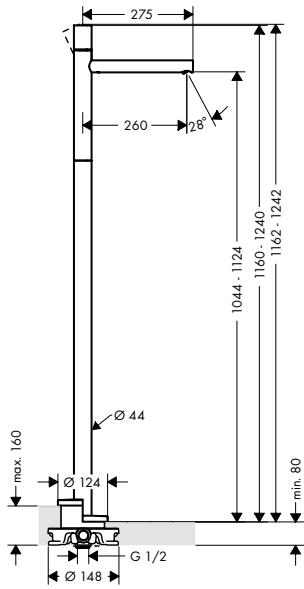
Single lever basin mixer floor-standing with zero handle without waste set

Features

/ projection: 260 mm
 / spray type: laminar spray
 / maximum flow rate at 3 bar: 5 l/min

/ ceramic cartridge
 / temperature limitation adjustable
 / suitable for continuous flow water heaters

/ connection type: basic set
 / connection dimension: DN15



Sustainability



finish	code no.
Chrome	45037000
Brushed Black Chrome	45037340
Brushed Nickel	45037820
AXOR FinishPlus*	45037XXX

Required parts: code no.

	Basic set for mixers floor-standing	10452180
---	-------------------------------------	----------

Optional parts: code no.

	Sealing foil for basic set bath mixer floor-standing	96441000
--	--	----------

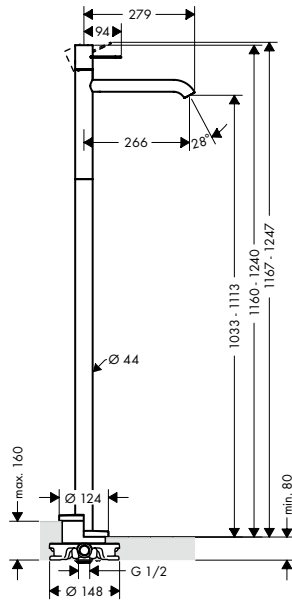
Single lever basin mixer-floor-standing with loop handle without waste set

Features

/ projection: 266 mm
 / spray type: Normal spray
 / maximum flow rate at 3 bar: 5 l/min

/ ceramic cartridge
 / temperature limitation adjustable
 / suitable for continuous flow water heaters

/ connection type: basic set
 / connection dimension: DN15



Sustainability



Technologies



finish	code no.
Chrome	38037000
Brushed Black Chrome	38037340
Brushed Nickel	38037820
AXOR FinishPlus*	38037XXX

Required parts:

code no.



Basic set for mixers floor-standing

10452180

Optional parts:

code no.



Sealing foil for basic set bath mixer floor-standing

96441000

Electronic basin mixers for concealed installation wall-mounted

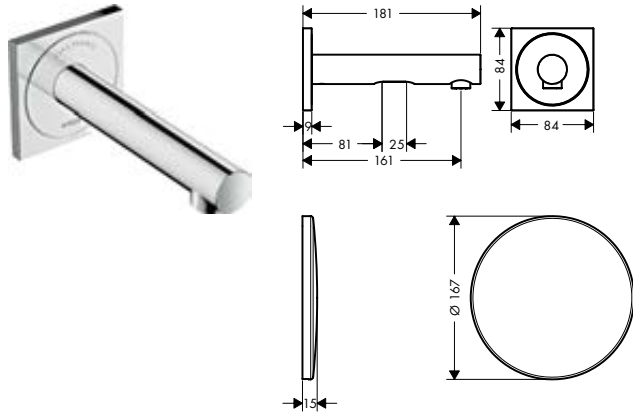
Features of all variants

- / spray type: laminar spray
- / maximum flow rate at 3 bar: 5 l/min
- / temperature adjustable via basic set
- / infrared sensor technology
- / automatic environmental adjustment of infrared sensor
- / adjustable optical range of infrared sensor (5 settings)

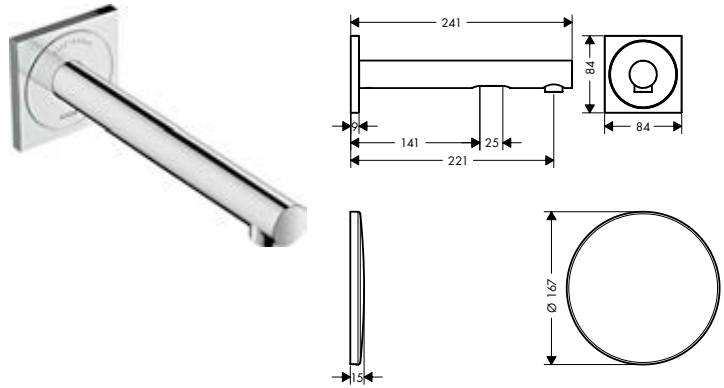
- / 230 V / 50 Hz mains connection
- / hygiene rinse activatable (automatic water flow)
- / frequency of hygiene rinse: 24 h
- / flushing time hygiene rinse: 10 s
- / permanent rinse activatable (single water flow for 180 seconds, suitable for thermal disinfection)
- / cleaning mode: manual water stop for washbasin cleaning

- / TÜV certified
- / dirt filters in the connection hoses
- / for ideal function please note a minimum distance of 140 mm from the aerators center to the back rim of the wash basin

161



221



Sustainability



Technologies



Overview variants

projection (mm)	finish	code no.
161	Chrome	45110000
	Brushed Black Chrome	45110340
	Brushed Nickel	45110820
	AXOR FinishPlus*	45110XXX
221	Chrome	45111000
	Brushed Black Chrome	45111340
	Brushed Nickel	45111820
	AXOR FinishPlus*	45111XXX

Required parts: code no.

	Basic set for electronic basin mixer for concealed installation wall-mounted	16180180
--	--	----------

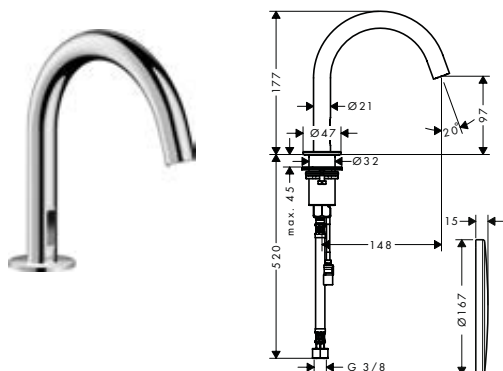
Optional parts: code no.

	Extension 25 mm for basic set for electronic basin mixer wall-mounted	13594000
--	---	----------

Electronic basin mixer with temperature pre-adjustment with mains connection 230 V

Features

- / ComfortZone 100
- / projection 148 mm
- / spray type: Normal spray
- / maximum flow rate at 3 bar: 3,5 l/min
- / temperature adjustable via basic set
- / suitable for continuous flow water heaters
- / infrared sensor technology
- / automatic environmental adjustment of infrared sensor
- / adjustable optical range of infrared sensor (2 settings)
- / 230 V / 50 Hz mains connection
- / running time: 10 s
- / hygiene rinse activatable (automatic water flow)
- / frequency of hygiene rinse: 24 h
- / flushing time hygiene rinse: 10 s
- / permanent rinse activatable (single water flow for 180 seconds, suitable for thermal disinfection)
- / cleaning mode: manual water stop for washbasin cleaning
- / connection dimension: DN15
- / dirt filters in the connection hoses



Sustainability



Technologies



finish	code no.
Chrome	38010000
Matt Black	38010670
Brushed Nickel	38010820
AXOR FinishPlus*	38010XXX

i This product is not available in the AXOR FinishPlus surfaces Red Gold and Black Chrome.

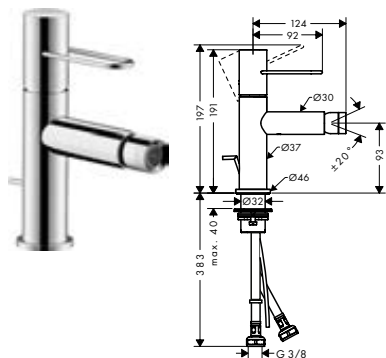
Required parts:	code no.
Basic set for electronic basin mixer	16182180

Single lever bidet mixers

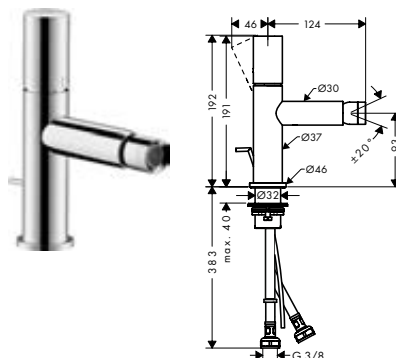
Features of all variants

- / consists of: single lever bidet mixer, waste set
- / projection 124 mm
- / spout height: 93 mm
- / aerator with ball pivot
- / spray type: Normal spray
- / maximum flow rate at 3 bar: 5 l/min
- / ceramic cartridge
- / temperature limitation adjustable
- / suitable for continuous flow water heaters
- / pop-up waste set G 1¼
- / connection type: G ¾ connections
- / connection dimension: DN15

loop handle



zero handle



Sustainability



Technologies







Overview variants

handle version	finish	code no.
loop	Chrome	38211000
	Brushed Black Chrome	38211340
	Brushed Nickel	38211820
	AXOR FinishPlus*	38211XXX

For more information on this product, see the next page.

Single lever bidet mixers

Overview variants

handle version	finish	code no.
zero	 Chrome	45200000
	 Brushed Black Chrome	45200340
	 Brushed Nickel	45200820
	 AXOR FinishPlus*	45200XXX

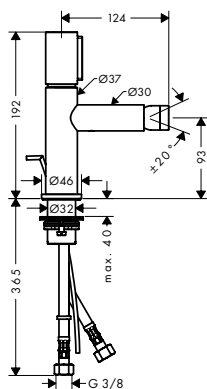
Bidet mixer Select with pop-up waste set

Features

/ consists of: Bidet mixer, waste set
 / projection 124 mm
 / spout height: 93 mm
 / aerator with ball pivot

/ spray type: Normal spray
 / maximum flow rate at 3 bar: 5 l/min
 / Select cartridge with temperature control
 / temperature limitation adjustable

/ suitable for continuous flow water heaters
 / pop-up waste set G 1 1/4
 / connection type: G 3/8 connections
 / connection dimension: DN15







Sustainability



Technologies



finish	code no.
 Chrome	45210000
 Brushed Black Chrome	45210340
 Brushed Nickel	45210820
 AXOR FinishPlus*	45210XXX

Single lever bath mixers floor standing

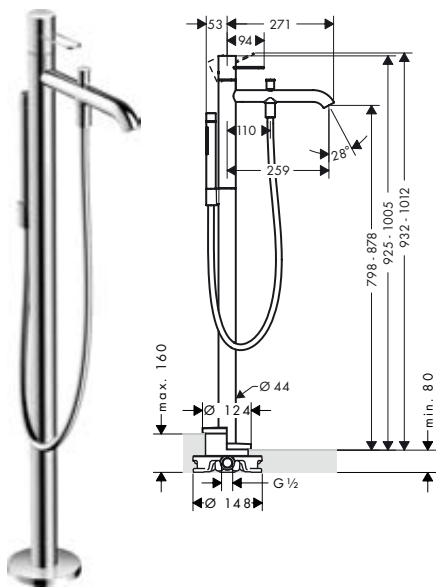
Features of all variants

/ consists of: single lever bath mixer floor standing,
baton hand shower, shower hose, shower holder
/ 2 functions
/ spray type mixer: Normal spray
/ spray type hand shower: Rain, Mono
/ maximum flow rate at 3 bar: 18 l/min

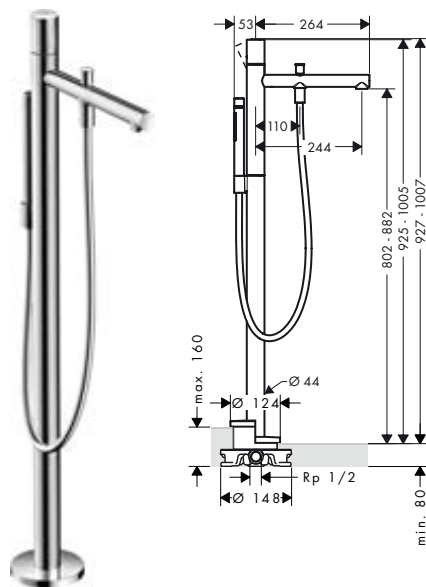
/ flow rate for bath spout at 3 bar: 18 l/min
/ flow rate of hand shower at 3 bar: 13 l/min
/ ceramic cartridge
/ temperature limitation adjustable
/ diverter with automatic resetting
/ non-return valve

/ connection dimension: DN15
/ connection type: basic set
/ min. operating pressure: 1 bar
/ max. operating pressure: 10 bar

loop handle



zero handle



Technologies



Spray types



Overview variants

handle version	finish	code no.
loop	Chrome	38442000
	Brushed Black Chrome	38442340
	Brushed Nickel	38442820
	AXOR FinishPlus*	38442XXX
zero	Chrome	45416000
	Brushed Black Chrome	45416340
	Brushed Nickel	45416820
	AXOR FinishPlus*	45416XXX

Required parts:



Basic set for mixers floor-standing

code no.

10452180

Optional parts:



Sealing foil for basic set bath mixer floor-standing

code no.

96441000



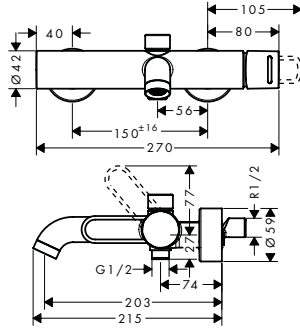
Extension 60 mm for pipe

97686000

Single lever bath mixer for exposed installation with loop handle





Features

- / 2 functions
- / projection: 203 mm
- / centre distance: 150 ± 16 mm
- / spray type mixer: Normal spray
- / maximum flow rate at 3 bar: 22 l/min
- / flow rate for bath spout at 3 bar: 22 l/min
- / flow rate of hand shower at 3 bar: 16 l/min
- / ceramic cartridge
- / temperature limitation adjustable
- / diverter with automatic resetting
- / non-return valve
- / with silencer
- / suitable for continuous flow water heaters
- / connection dimension: DN15
- / connection type: s-shaped connections
- / min. operating pressure: 1 bar
- / max. operating pressure: 10 bar



Technologies



finish	code no.
 Chrome	38421000
 Brushed Black Chrome	38421340
 Brushed Nickel	38421820
 AXOR FinishPlus*	38421XXX

Single lever bath mixers for concealed installation

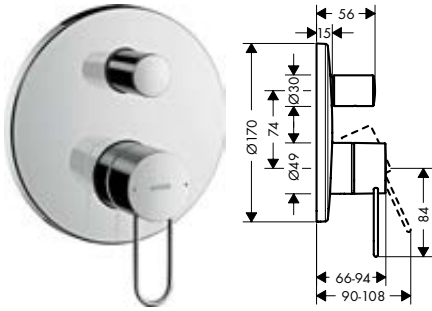
Features of all variants

/ 2 functions
/ ceramic cartridge
/ temperature limitation adjustable

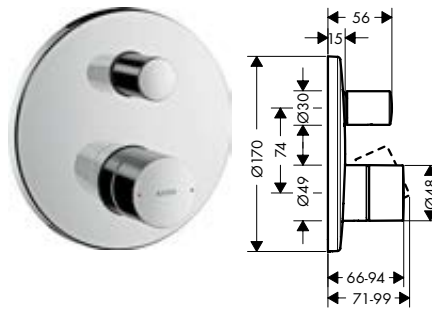
/ diverter with automatic resetting
/ with silencer
/ suitable for continuous flow water heaters

/ connection type: basic set
/ min. operating pressure: 1 bar
/ max. operating pressure: 10 bar

loop handle



zero handle



Overview variants

handle version	security combination EN 1717	max. flow rate at 3 bar (l/min)	finish	code no.
loop	-	28	Chrome	38426000
			Brushed Black Chrome	38426340
			Brushed Nickel	38426820
			AXOR FinishPlus*	38426XXX
loop	■	25	Chrome	38428000
			Brushed Black Chrome	38428340
			Brushed Nickel	38428820
			AXOR FinishPlus*	38428XXX
zero	-	28	Chrome	45405000
			Brushed Black Chrome	45405340
			Brushed Nickel	45405820
			AXOR FinishPlus*	45405XXX
zero	■	25	Chrome	45407000
			Brushed Black Chrome	45407340
			Brushed Nickel	45407820
			AXOR FinishPlus*	45407XXX

Required parts:



Basic set iBox universal

code no.

01700180

Optional parts:



Extension element round 2-hole

finish

code no.

Chrome		14961000
Brushed Black Chrome	NEW	14961340
Brushed Nickel		14961820
AXOR FinishPlus*		14961XXX



Extension 25 mm for basic set iBox universal

13587000



Fastening rail set for iBox universal

93171000

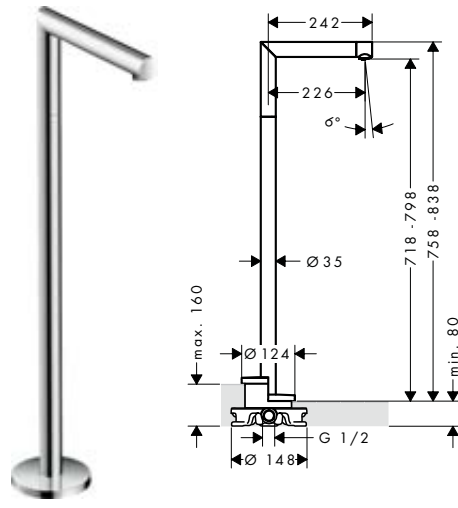
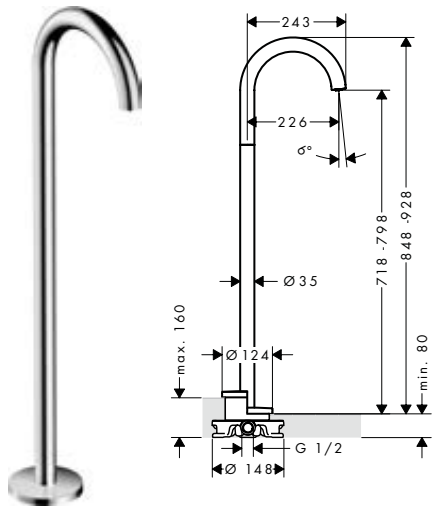
Bath spouts floor-standing

Features of all variants

/ 1 function
/ connection type: basic set

/ projection 226 mm
/ free-standing installation

/ maximum flow rate at 3 bar: 18 l/min
/ spray type: Normal spray



Technologies



Overview variants

version	finish	code no.
curved	Chrome	38412000
	Brushed Black Chrome	38412340
	Matt Black	38412670
	Brushed Nickel	38412820
	AXOR FinishPlus*	38412XXX
straight	Chrome	45412000
	Brushed Black Chrome	45412340
	Brushed Nickel	45412820
	AXOR FinishPlus*	45412XXX

Required parts: code no.

	Basic set for mixers floor-standing	10452180
--	-------------------------------------	----------

Optional parts: code no.

	Sealing foil for basic set bath mixer floor-standing	96441000
--	--	----------

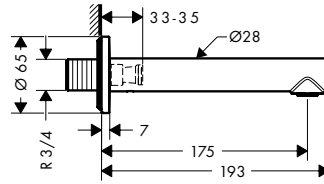
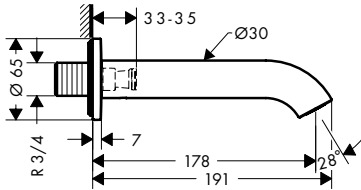
Bath spouts

Features of all variants

/ 1 function
/ with escutcheon

/ wall-mounted
/ maximum flow rate at 3 bar: 19 l/min

/ connection dimension: DN20
/ spray type: Normal spray



Technologies



Overview variants

projection (mm)	version	finish	code no.
178	curved	Chrome	38411000
		Brushed Black Chrome	38411340
		Matt Black	38411670
		Brushed Nickel	38411820
		AXOR FinishPlus*	38411XXX
175	straight	Chrome	45410000
		Brushed Black Chrome	45410340
		Brushed Nickel	45410820
		AXOR FinishPlus*	45410XXX

* AXOR FinishPlus: For further AXOR FinishPlus surfaces please see the AXOR FinishPlus overview on page 24.

Single lever shower mixers for exposed installation

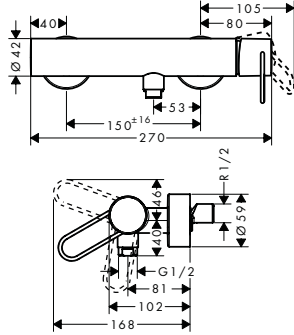
Features of all variants

/ consists of: single lever shower mixer
 / 1 function
 / centre distance: 150 ± 16 mm
 / maximum flow rate at 3 bar: 15 l/min
 / ceramic cartridge

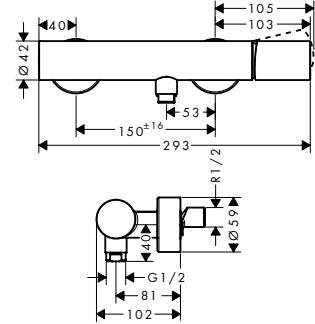
/ temperature limitation adjustable
 / non-return valve
 / with silencer
 / suitable for continuous flow water heaters
 / hose connection DN15

/ connection dimension: DN15
 / connection type: s-shaped connections
 / min. operating pressure: 1 bar
 / max. operating pressure: 10 bar

loop handle



zero handle



Overview variants

handle version	finish	code no.
loop	Chrome	38621000
	Brushed Black Chrome	38621340
	Brushed Nickel	38621820
	AXOR FinishPlus*	38621XXX
zero	Chrome	45600000
	Brushed Black Chrome	45600340
	Brushed Nickel	45600820
	AXOR FinishPlus*	45600XXX

Single lever shower mixers for concealed installation

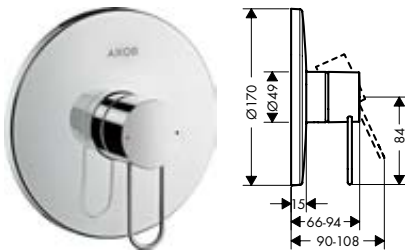
Features of all variants

/ 1 function
 / maximum flow rate at 3 bar: 29 l/min
 / ceramic cartridge

/ temperature limitation adjustable
 / with silencer
 / suitable for continuous flow water heaters

/ connection type: basic set
 / min. operating pressure: 1 bar
 / max. operating pressure: 10 bar

loop handle



zero handle



Overview variants

handle version	finish	code no.
loop	Chrome	38626000
	Brushed Black Chrome	38626340
	Brushed Nickel	38626820
	AXOR FinishPlus*	38626XXX
zero	Chrome	45605000
	Brushed Black Chrome	45605340
	Brushed Nickel	45605820
	AXOR FinishPlus*	45605XXX

Required parts:



Basic set iBox universal

code no.

01700180

Optional parts:



Extension element round 1-hole

finish

code no.

Chrome 14960000
 Brushed Black Chrome 14960340
 Brushed Nickel 14960820
 AXOR FinishPlus* 14960XXX



Extension 25 mm for basic set iBox universal

13587000



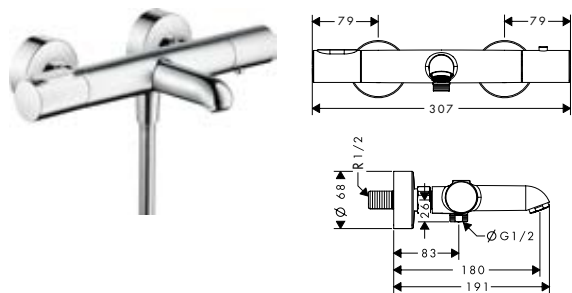
Fastening rail set for iBox universal

93171000

Bath thermostat for exposed installation

Features

- / projection 180 mm
- / 2 functions
- / spray type mixer: Normal spray
- / maximum flow rate at 3 bar: 21 l/min
- / flow rate for bath spout at 3 bar: 21 l/min
- / flow rate of hand shower at 3 bar: 17 l/min
- / min. operating pressure: 1 bar
- / max. operating pressure: 10 bar
- / thermostat cartridge, shut-off/ diverter valve
- / safety stop at 40 °C
- / temperature limitation adjustable
- / non-return valve
- / with silencer
- / connection type: s-shaped connections
- / connection dimension: DN15
- / centre distance: 150 ± 12 mm



Technologies

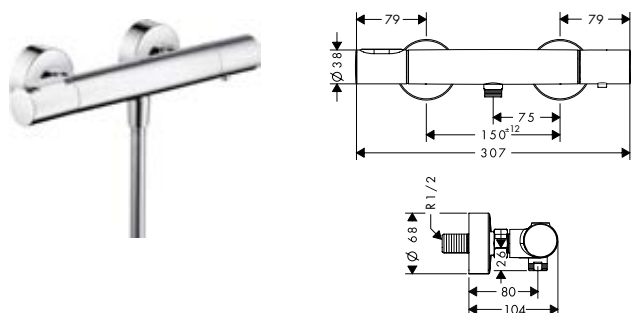


finish	code no.
Chrome	34435000
AXOR FinishPlus*	34435XXX

Shower thermostat for exposed installation

Features

- / 1 function
- / thermostat cartridge, ceramic valve 180°
- / maximum flow rate at 3 bar: 20 l/min
- / min. operating pressure: 1 bar
- / max. operating pressure: 10 bar
- / safety stop at 40 °C
- / temperature limitation adjustable
- / non-return valve
- / with silencer
- / connection type: s-shaped connections
- / centre distance: 150 ± 12 mm
- / connection dimension: DN15



finish	code no.
Chrome	34635000
AXOR FinishPlus*	34635XXX

Thermostat HighFlow for concealed installation

Features

- / thermostat cartridge
- / maximum flow rate at 3 bar: 59 l/min
- / flow rate upper outlet: 42 l/min
- / flow rate lower outlet: 42 l/min
- / min. operating pressure: 1 bar
- / max. operating pressure: 10 bar
- / safety stop at 40 °C
- / temperature limitation adjustable
- / with silencer
- / connection type: basic set



finish	code no.
Chrome	38715000
Brushed Black Chrome	38715340
Brushed Nickel	38715820
AXOR FinishPlus*	38715XXX

Required parts:



Basic set iBox universal

code no.








01700180

For more information on this product, see the next page.

Measurements within scale drawings are in mm.

Technical specifications and units of measure are subject to change.

Thermostat HighFlow for concealed installation

Optional parts:	finish	code no.
 Extension element round 1-hole	 Chrome	14960000
	 Brushed Black Chrome	14960340
	 Brushed Nickel	14960820
	 AXOR FinishPlus*	14960XXX
 Extension 25 mm for basic set iBox universal		13587000
 Fastening rail set for iBox universal		93171000

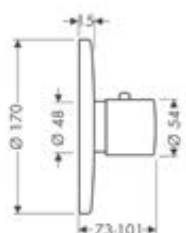
Thermostat HighFlow for concealed installation





Features

/ thermostat cartridge
 / maximum flow rate at 3 bar: 59 l/min
 / flow rate upper outlet: 42 l/min
 / flow rate lower outlet: 42 l/min

/ min. operating pressure: 1 bar
 / max. operating pressure: 10 bar
 / safety stop at 40 °C
 / temperature limitation adjustable








/ with silencer
 / connection type: basic set



finish	code no.
 Chrome	38715000
 Brushed Black Chrome	38715340
 Brushed Nickel	38715820
 AXOR FinishPlus*	38715XXX

Required parts:

 Basic set iBox universal	code no.	01700180
--	----------	----------

Optional parts:	finish	code no.
 Extension element round 1-hole	 Chrome	14960000
	 Brushed Black Chrome	14960340
	 Brushed Nickel	14960820
	 AXOR FinishPlus*	14960XXX
 Extension 25 mm for basic set iBox universal		13587000
 Fastening rail set for iBox universal		93171000

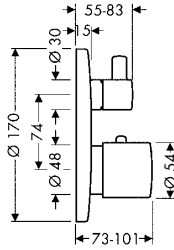
Thermostat for concealed installation with shut-off valve

Features

/ 1 function
 / thermostat cartridge, ceramic valves 90°
 / maximum flow rate at 3 bar: 25 l/min
 / min. operating pressure: 1 bar

/ max. operating pressure: 10 bar
 / safety stop at 40 °C
 / temperature limitation adjustable
 / non-return valve

/ with silencer
 / connection type: basic set



finish	code no.
Chrome	38700000
Brushed Black Chrome	38700340
Brushed Nickel	38700820
AXOR FinishPlus*	38700XXX

i This product is only available in the AXOR FinishPlus surfaces Polished und Brushed Bronze via AXOR Signature.

Required parts: code no.

	Basic set iBox universal	01700180
--	--------------------------	----------

Optional parts: finish code no.

	Fastening rail set for iBox universal	93171000
--	---------------------------------------	----------

	Extension element round 2-hole arrow	Chrome	14963000
		Brushed Nickel	14963820
		AXOR FinishPlus*	14963XXX

	Extension 25 mm for basic set iBox universal	13587000
--	--	----------

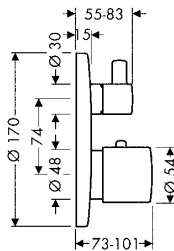
Thermostat for concealed installation with shut-off/ diverter valve

Features

/ 2 functions
 / thermostat cartridge, shut-off valve
 / maximum flow rate at 3 bar: 29 l/min
 / flow rate upper outlet: 25 l/min

/ flow rate lower outlet: 29 l/min
 / min. operating pressure: 1 bar
 / max. operating pressure: 10 bar
 / safety stop at 40 °C

/ temperature limitation adjustable
 / non-return valve
 / with silencer
 / connection type: basic set



finish	code no.
Chrome	38720000
Brushed Black Chrome	38720340
Brushed Nickel	38720820
AXOR FinishPlus*	38720XXX

i This product is only available in the AXOR FinishPlus surfaces Polished und Brushed Bronze via AXOR Signature.

Required parts: code no.

	Basic set iBox universal	01700180
--	--------------------------	----------

Optional parts: finish code no.

	Extension element round 2-hole 0-1-2	Chrome	14962000
		Brushed Nickel	14962820
		AXOR FinishPlus*	14962XXX

For more information on this product, see the next page.

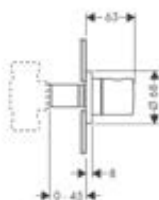
Thermostat for concealed installation with shut-off/ diverter valve





Optional parts:	finish	code no.
 Extension 25 mm for basic set iBox universal		13587000
 Fastening rail set for iBox universal		93171000

Shut-off valve for concealed installation

Features




/ connection type: DN15/DN20



finish	code no.
 Chrome	38976000
 Brushed Black Chrome	38976340
 Brushed Nickel	38976820
 AXOR FinishPlus*	38976XXX

i This product is only available in the AXOR FinishPlus surface Brushed Bronze via AXOR Signature.

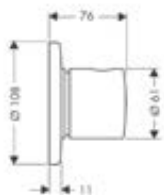
⚠ Required parts: code no.





 Basic set 52 l/min for shut-off valve for concealed installation spindle	16973180
 Basic set 40 l/min for concealed installation for shut-off valve ceramic	16974180
 Basic set 130 l/min for shut-off valve for concealed installation spindle	16970180

Optional parts: code no.

 Extension set 25 mm for shut-off/ diverter valve Trio-/ Quattro	92990000
---	----------

Shut-off/ diverter valve Trio/ Quattro for concealed installation



finish	code no.
 Chrome	38933000
 Brushed Black Chrome	38933340
 Brushed Nickel	38933820
 AXOR FinishPlus*	38933XXX

i This product is only available in the AXOR FinishPlus surfaces Polished und Brushed Bronze via AXOR Signature.

⚠ Required parts: code no.

 Basic set for shut-off/ diverter valve Trio for concealed installation	16982180
--	----------

For more information on this product, see the next page.

AXOR Uno | Shut-off/ diverter valve, Wall outlet

Shut-off/ diverter valve Trio/ Quattro for concealed installation

Required parts:



Basic set for Quattro four-way diverter valve for concealed installation

code no.

16930180

Optional parts:



Extension set 25 mm for shut-off/ diverter valve Trio-/ Quattro

code no.

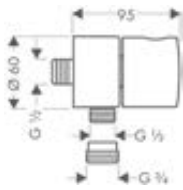
92990000

Wall outlet stop with shut-off valve

Features

/ hose connection DN15

/ with non-return valve



finish

code no.

Chrome	38882000
Brushed Black Chrome	38882340
Brushed Nickel	38882820
AXOR FinishPlus*	38882XXX



This product is only available in the AXOR FinishPlus surface Polished Bronze via AXOR Signature.





AXOR Montreux

Basin	378
Bidet	385
Bath	386
Shower	390
Thermostatic mixers / valves /diverters	391
Overhead showers	398
Hand showers	399
Shower sets	400
Shower systems	401





AXOR Montreux

The tradition of industrial design

The AXOR Montreux mixer collection is modelled on the first industrially produced mixers from around the turn of the last century. The **Belle Époque** era symbolizes a time of fundamental change and technical progress. Immortalized in Europe's grand hotels and in Montreux, the legendary spa resort on the shores of Lake Geneva. AXOR Montreux combines outstanding technology with modern functionality.

Design: PHOENIX

"AXOR MONTREUX
REINTERPRETS THE
FEATURES OF THE EARLY
20TH CENTURY WITH
GREAT PRECISION
AND WORKMANSHIP,
OFFERING USERS THE
BEST IN DESIGN AND
FUNCTIONALITY."

Andreas Haug, PHOENIX

CHARACTERISTIC DESIGN FEATURE:

Classic, authentic bathroom design: AXOR

Montreux is a modern reinterpretation of industrial design with couplings, valves and pipes. Additive design elements for a richly detailed look.

THE DESIGNER'S IDEA:

Authentic aesthetics: AXOR Montreux is an authentic, historical journey back in time to the heady days of industrialization. The collection combines the design of the first industrially manufactured mixers from the turn of the last century with outstanding technology and modern functionality, bringing the Belle Époque into the 21st century.

SPECIAL COLLECTION HIGHLIGHTS:

- / Two handle variants: **classic** with cross handles, **modern** reinterpretation with lever handles
- / Various spout heights for wash basin mixers
- / The bridge mixer: A classic three-hole variant
- / Particular attention to detail: Porcelain inlays – with individualized inscriptions by request
- / Perfect for an overall classic atmosphere and for classic accents in a modern atmosphere
- / 2016: AXOR Montreux collection of 2006 expanded to include single lever mixer and lever handle variants

Learn more about AXOR Montreux:

axor-design.com

Additive design in the tradition of the industrial age

AXOR Montreux pays homage to the **Belle Époque**. Along with wash basin mixers, it offers products for every bathroom area. The collection includes **classic** versions with low spouts and **modern** reinterpretations with high spouts. Choose from cross handles or lever handles.

AUTHENTIC HOT/COLD INSCRIPTIONS
High quality porcelain plates inscribed with Hot/Cold labels. The **AXOR Signature** Service offers personalization

HISTORICAL „BRIDGE MIXER“
A three-hole wash basin mixer that pays homage to the **Belle Époque**

SWIVEL SPOUT
A high spout that swivels in a range of 120° for a modern look and maximum freedom of movement at the wash basin

HANDLE VARIANTS
Cross handles are the traditional version, modelled on early industrial design. Lever handles provide a modern contrast

ADDITIVE DESIGN
Characterized by the use of early industrial design elements such as couplings, valves and pipes

WASTE SET
With uncompromising traditional **design**







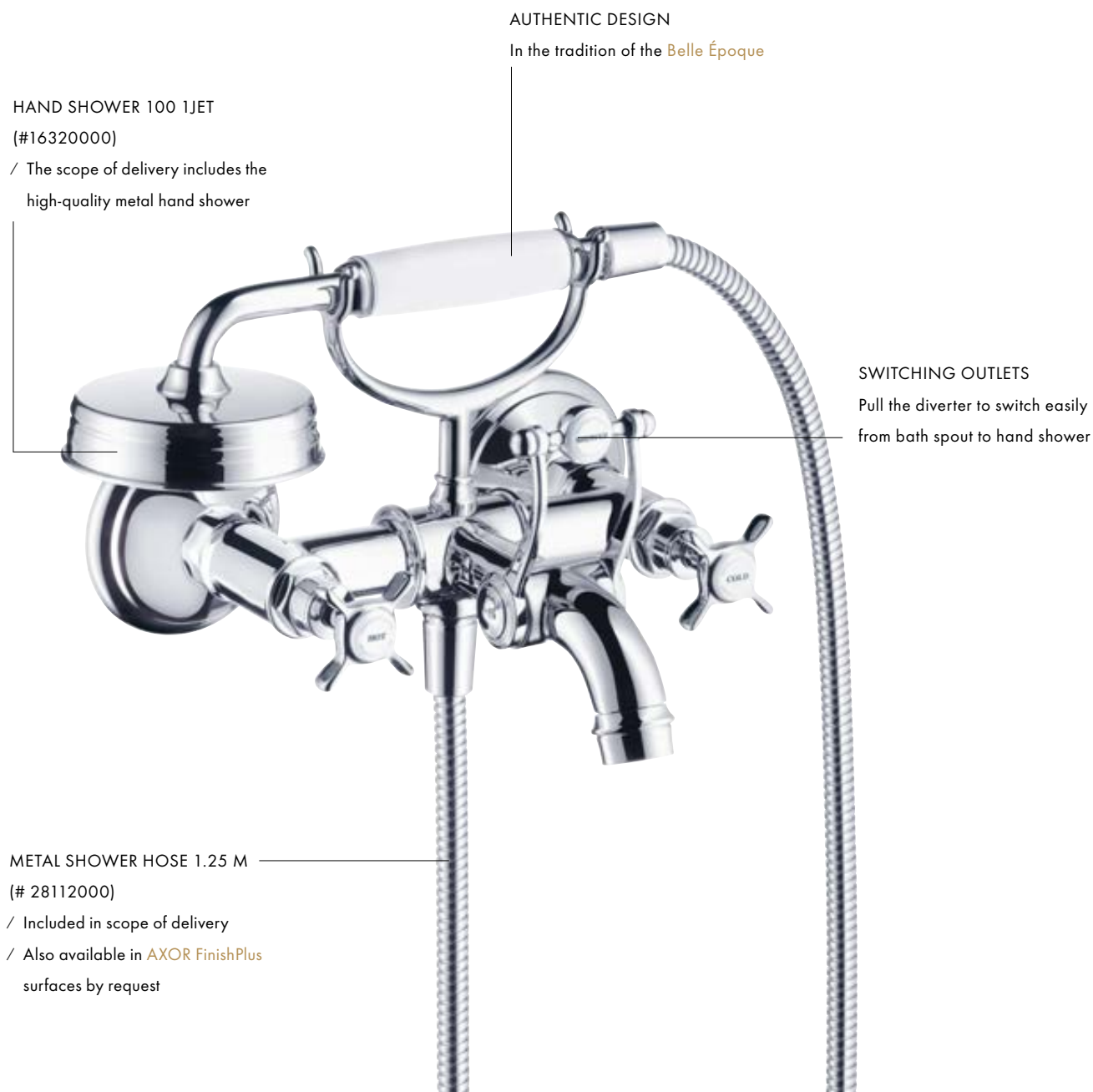
Modern functionality – authentic in design

Authentic showering. The AXOR Montreux Showerpipe. Externally: **Belle Époque**. Internally: State of the art. With cutting-edge thermostat technology. And clearly separate control units for overhead and hand showers. Committed to technological advancement. Just like the era of the **Belle Époque**.



Classic design for the bathtub

The AXOR Montreux collection includes a broad spectrum of products for the bathtub to cover a variety of spatial requirements. From the two-handle bath mixer for exposed installation to the four-hole rim- or tile-mounted bath mixer, the products in the collection are available with either cross handles or lever handles. A real eye-catcher – the floor-standing bath mixer. In combination with a free-standing bathtub, it offers an extra degree of flexibility in bathroom design.



For matching products please refer to the AXOR Program chapters





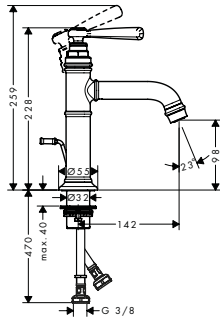
Single lever basin mixers

Features of all variants

/ consists of: single lever basin mixer, waste set
 / ComfortZone 100
 / projection: 142 mm
 / spout height: 98 mm

/ spray type: Normal spray
 / maximum flow rate at 3 bar: 5 l/min
 / ceramic cartridge
 / temperature limitation adjustable

/ suitable for continuous flow water heaters
 / connection type: G 3/8 connections
 / connection dimension: DN15



Sustainability



Technologies



Overview variants

waste set	finish	code no.
pop-up	● Chrome	16515000
	● Brushed Black Chrome	16515340
	● Brushed Nickel	16515820
	● AXOR FinishPlus*	16515XXX
non-closing	● Chrome	16516000
	● Brushed Black Chrome	16516340
	● Brushed Nickel	16516820
	● AXOR FinishPlus*	16516XXX

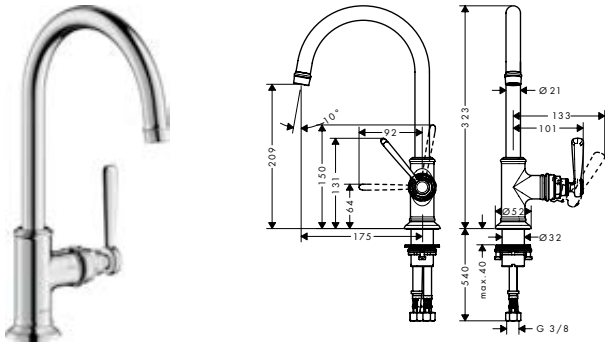
Single lever basin mixers with swivel spout

Features of all variants

/ consists of: single lever basin mixer, waste set
 / ComfortZone 210
 / projection: 175 mm
 / spout height: 209 mm

/ swivel range 120°
 / spray type: laminar spray
 / maximum flow rate at 3 bar: 5 l/min
 / ceramic cartridge

/ temperature limitation adjustable
 / suitable for continuous flow water heaters
 / connection type: G 3/8 connections
 / connection dimension: DN15



Sustainability



Technologies



Overview variants

waste set	finish	code no.
pop-up	Chrome	16517000
	Brushed Black Chrome	16517340
	Brushed Nickel	16517820
	AXOR FinishPlus*	16517XXX
non-closing	Chrome	16518000
	Brushed Black Chrome	16518340
	Brushed Nickel	16518820
	AXOR FinishPlus*	16518XXX

2-handle basin mixer 160 with cross handles for hand washbasins with pop-up waste set

Features

/ consists of: 2-handle basin mixer, waste set
 / ComfortZone 160
 / projection: 117 mm
 / spout height: 159 mm

/ swivel range 120°
 / spray type: laminar spray
 / maximum flow rate at 3 bar: 5 l/min
 / ceramic valves hot/ cold 90°

/ suitable for continuous flow water heaters
 / pop-up waste set G 1 1/4
 / connection type: G 3/8 connections
 / connection dimension: DN15



Sustainability



Technologies



finish	code no.
Chrome	16505000
Brushed Black Chrome	16505340
Brushed Nickel	16505820
AXOR FinishPlus*	16505XXX

* AXOR FinishPlus: For further AXOR FinishPlus surfaces please see the AXOR FinishPlus overview on page 24.

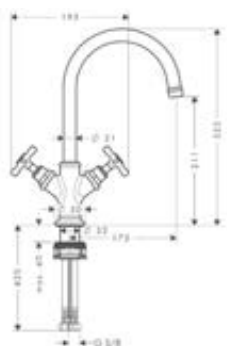
2-handle basin mixers

Features of all variants

/ consists of: 2-handle basin mixer, waste set
 / ComfortZone 210
 / projection: 175 mm
 / spout height: 211 mm

/ swivel range 120°
 / spray type: laminar spray
 / maximum flow rate at 3 bar: 5 l/min
 / ceramic valves hot/ cold 90°

/ suitable for continuous flow water heaters
 / connection type: G 3/8 connections
 / connection dimension: DN15



Sustainability



Technologies



Overview variants

	waste set	finish	code no.
	pop-up	Chrome	16502000
		Brushed Black Chrome	16502340
		Brushed Nickel	16502820
		AXOR FinishPlus*	16502XXX
	non-closing	Chrome	16506000
		Brushed Black Chrome	16506340
		Brushed Nickel	16506820
		AXOR FinishPlus*	16506XXX

Pillar tap 50 with lever handle without waste set

Features

/ ComfortZone 50
 / projection: 104 mm
 / spout height: 52 mm

/ spray type: Normal spray
 / maximum flow rate at 3 bar: 5 l/min
 / ceramic valves 90°

/ for cold water connection
 / connection type: copper pipe connections
 / connection dimension: DN15



Sustainability



Technologies



finish	code no.
Chrome	16530000
Brushed Black Chrome	16530340
Brushed Nickel	16530820
AXOR FinishPlus*	16530XXX

2-handle basin mixers

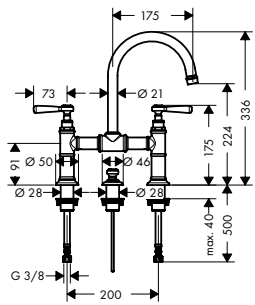
Features of all variants

/ consists of: 2-handle basin mixer, waste set
 / ComfortZone 220
 / projection: 175 mm
 / spout height: 224 mm

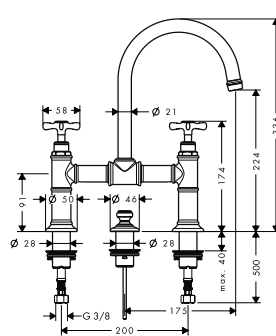
/ swivel range 120°
 / maximum flow rate at 3 bar: 5 l/min
 / ceramic valves hot/ cold 90°
 / suitable for continuous flow water heaters

/ pop-up waste set G 1¼
 / connection type: G ¾ connections
 / connection dimension: DN15

lever handle



cross handle



Sustainability



Technologies



Overview variants

handle version	finish	code no.
lever	Chrome	16511000
	Brushed Black Chrome	16511340
	Brushed Nickel	16511820
	AXOR FinishPlus*	16511XXX
cross	Chrome	16510000
	Brushed Black Chrome	16510340
	Brushed Nickel	16510820
	AXOR FinishPlus*	16510XXX

* AXOR FinishPlus: For further AXOR FinishPlus surfaces please see the AXOR FinishPlus overview on page 24.

3-hole basin mixers

Features of all variants

/ consists of: 3-hole basin mixer, waste set
 / ComfortZone 30 mm
 / projection: 143 mm
 / spout height: 30 mm

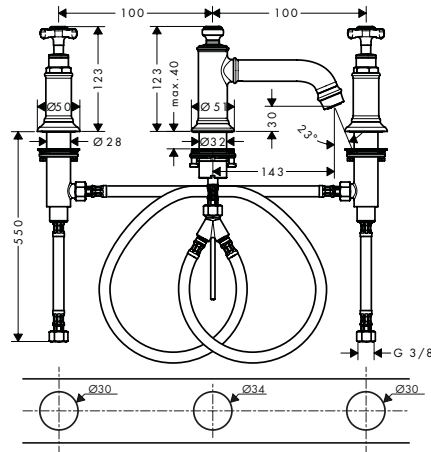
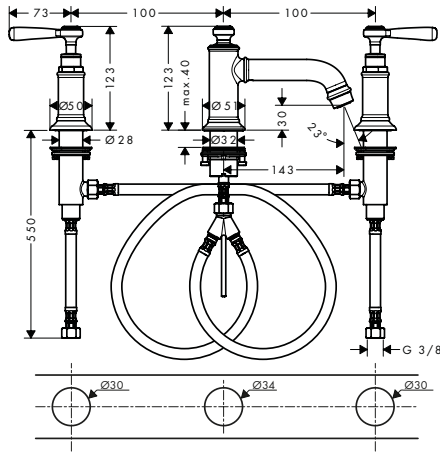
/ spray type: Normal spray
 / maximum flow rate at 3 bar: 5 l/min
 / ceramic valves hot/ cold 90°
 / suitable for continuous flow water heaters

/ pop-up waste set G 1¼
 / connection type: G ¾ connections
 / connection dimension: DN15

lever handle



cross handle



Sustainability



Technologies



Overview variants

handle version	finish	code no.
lever	Chrome	16535000
	Brushed Black Chrome	16535340
	Brushed Nickel	16535820
	AXOR FinishPlus*	16535XXX
cross	Chrome	16536000
	Brushed Black Chrome	16536340
	Brushed Nickel	16536820
	AXOR FinishPlus*	16536XXX

Optional parts:



Hose extension set for 3-hole basin mixer

code no.

38959000

3-hole basin mixers

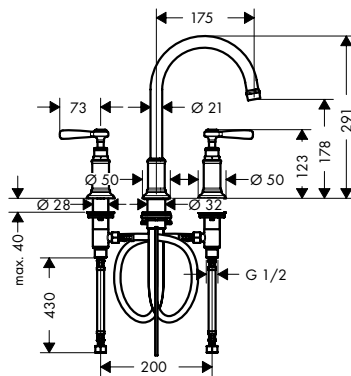
Features of all variants

/ consists of: 3-hole basin mixer, waste set
 / ComfortZone 180
 / projection: 175 mm
 / spout height: 179 mm

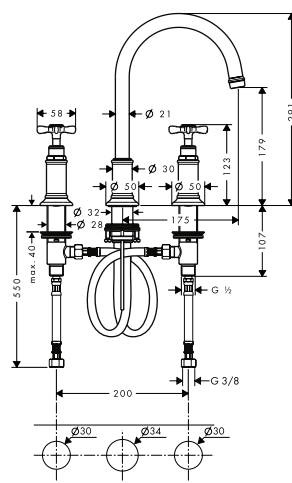
/ swivel range 120°
 / spray type: laminar spray
 / maximum flow rate at 3 bar: 5 l/min
 / ceramic valves hot/ cold 90°

/ suitable for continuous flow water heaters
 / pop-up waste set G 1¼
 / connection type: G ¾ connections
 / connection dimension: DN15

lever handle



cross handle



Sustainability



Technologies



Overview variants

handle version	finish	code no.
lever	Chrome	16514000
	Brushed Black Chrome	16514340
	Brushed Nickel	16514820
	AXOR FinishPlus*	16514XXX
cross	Chrome	16513000
	Brushed Black Chrome	16513340
	Brushed Nickel	16513820
	AXOR FinishPlus*	16513XXX

Optional parts:



Hose extension set for 3-hole basin mixer

code no.

38959000

* AXOR FinishPlus: For further AXOR FinishPlus surfaces please see the AXOR FinishPlus overview on page 24.

3-hole basin mixers wall mounted

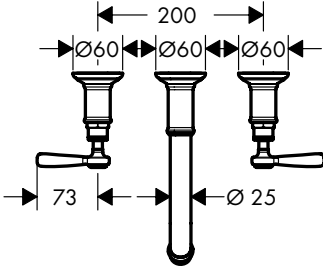
Features of all variants

/ consists of: 3-hole basin mixer for concealed installation wall-mounted, waste set
 / projection: 165 - 225 mm
 / spray type: Normal spray

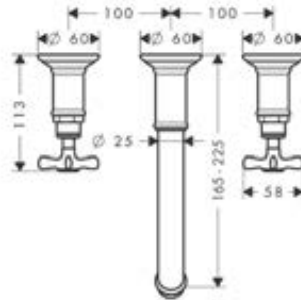
/ maximum flow rate at 3 bar: 5 l/min
 / ceramic valves hot/ cold 90°
 / suitable for continuous flow water heaters
 / non-closing waste set

/ connection type: basic set
 / connection dimension: DN15

lever handle



cross handle



Sustainability



Technologies



Overview variants

handle version	finish	code no.
lever	Chrome	16534000
	Brushed Black Chrome	16534340
	Brushed Nickel	16534820
	AXOR FinishPlus*	16534XXX
cross	Chrome	16532000
	Brushed Black Chrome	16532340
	Brushed Nickel	16532820
	AXOR FinishPlus*	16532XXX

Required parts:

	Basic set for 3-hole basin mixer for concealed installation wall-mounted	code no. 10303180
--	--	----------------------

Optional parts:

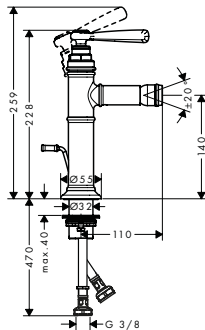
	Seal	code no. 96383000
	Extension set 25 mm for basic set for 3-hole basin mixer wall-mounted	code no. 96259000

Single lever bidet mixer with lever handle and pop-up waste set**Features**

/ consists of: single lever bidet mixer, waste set
 / projection 110 mm
 / spout height: 140 mm
 / aerator with ball pivot

/ spray type: Normal spray
 / maximum flow rate at 3 bar: 5 l/min
 / ceramic cartridge
 / suitable for continuous flow water heaters

/ pop-up waste set G 1¼
 / connection type: G ¾ connections

**Technologies**

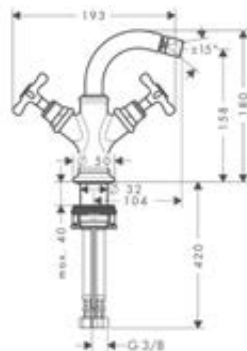
finish	code no.
Chrome	16526000
Brushed Black Chrome	16526340
Brushed Nickel	16526820
AXOR FinishPlus*	16526XXX

2-handle bidet mixer with cross handles and pop-up waste set**Features**

/ consists of: 2-handle bidet mixer, waste set
 / projection 104 mm
 / spout height: 158 mm
 / ball-pivot joint

/ spray type: laminar spray
 / maximum flow rate at 3 bar: 7,5 l/min
 / ceramic valves hot/ cold 180°
 / suitable for continuous flow water heaters

/ pop-up waste set G 1¼
 / connection type: G ¾ connections



finish	code no.
Chrome	16520000
Brushed Black Chrome	16520340
Brushed Nickel	16520820
AXOR FinishPlus*	16520XXX

2-handle bath mixers for exposed installation

Features of all variants

/ consists of: 2-handle bath mixer, hand shower, shower hose, shower holder
 / 2 functions
 / projection: 224 mm
 / centre distance: 170 ± 32 mm
 / spray type mixer: Normal spray

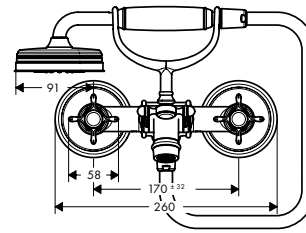
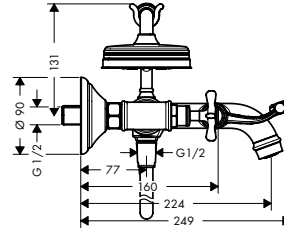
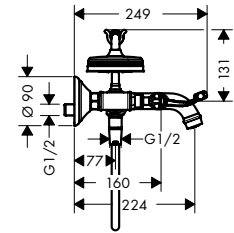
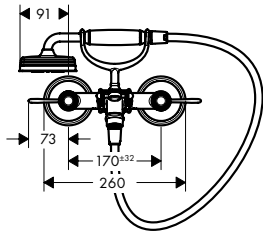
/ spray type hand shower: RainAir
 / maximum flow rate at 3 bar: 20 l/min
 / flow rate for bath spout at 3 bar: 20 l/min
 / flow rate of hand shower at 3 bar: 14 l/min
 / ceramic valves hot/ cold 90°
 / non-return valve

/ suitable for continuous flow water heaters
 / connection dimension: DN15
 / connection type: s-shaped connections
 / min. operating pressure: 1 bar
 / max. operating pressure: 10 bar

lever handle



cross handle



Technologies

Spray types



Overview variants

handle version	finish	code no.
lever	● Chrome	16551000
	● Brushed Black Chrome	16551340
	● Brushed Nickel	16551820
	● AXOR FinishPlus*	16551XXX
cross	● Chrome	16540000
	● Brushed Black Chrome	16540340
	● Brushed Nickel	16540820
	● AXOR FinishPlus*	16540XXX

2-handle bath mixers floor-standing

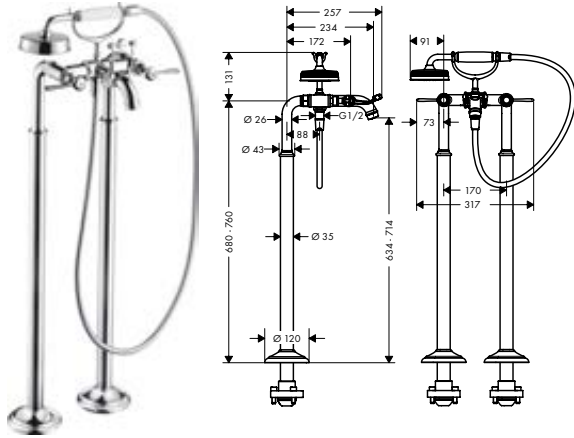
Features of all variants

/ consists of: 2-handle bath mixer floor standing,
hand shower, shower hose, shower holder
/ 2 functions
/ projection: 234 mm
/ spray type mixer: Normal spray

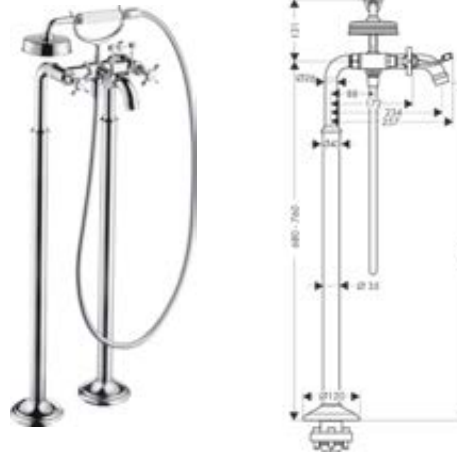
/ spray type hand shower: RainAir
/ ceramic valves hot/ cold 90°
/ non-return valve
/ suitable for continuous flow water heaters
/ connection dimension: DN15

/ connection type: basic set
/ min. operating pressure: 1 bar
/ max. operating pressure: 10 bar
/ Sealing foil 96441000 is needed twice

lever handle



cross handle



Technologies



Spray types



Overview variants

handle version	finish	code no.
lever	Chrome	16553000
	Brushed Black Chrome	16553340
	Brushed Nickel	16553820
	AXOR FinishPlus*	16553XXX
cross	Chrome	16547000
	Brushed Black Chrome	16547340
	Brushed Nickel	16547820
	AXOR FinishPlus*	16547XXX

Required parts:



Basic set for 2-handle bath mixer floor-standing

code no.

16549180

Optional parts:



Sealing foil for basic set bath mixer floor-standing

code no.

96441000

* AXOR FinishPlus: For further AXOR FinishPlus surfaces please see the AXOR FinishPlus overview on page 24.

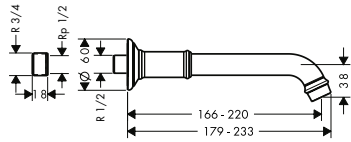
Bath spout

Features

/ 1 function
/ connection type: G 3/4

/ projection 166 - 220 mm
/ maximum flow rate at 3 bar: 20 l/min

/ spray type: Normal spray



Technologies



finish	code no.
● Chrome	16541000
● Brushed Black Chrome	16541340
● Brushed Nickel	16541820
● AXOR FinishPlus*	16541XXX

4-hole rim-mounted bath mixers

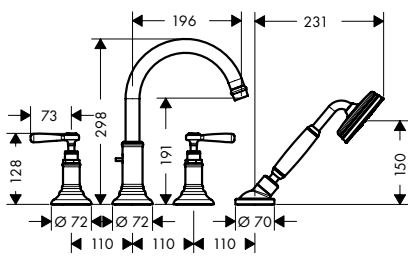
Features of all variants

/ consists of: 4-hole rim mounted bath mixer, hand shower, shower hose, shower holder
/ 2 functions
/ projection: 196 mm
/ spray type mixer: Normal spray

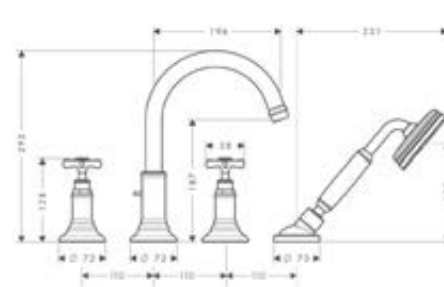
/ spray type hand shower: RainAir
/ maximum pull-out length of hand shower: 1.10 m
/ maximum flow rate at 3 bar: 20,5 l/min
/ flow rate for bath spout at 3 bar: 20,5 l/min
/ flow rate of hand shower at 3 bar: 15 l/min

/ non-return valve
/ connection dimension: DN15
/ connection type: basic set
/ min. operating pressure: 1 bar
/ max. operating pressure: 10 bar

lever handle



cross handle



Technologies

Spray types



Overview variants

handle version	finish	code no.
lever	● Chrome	16550000
	● Brushed Black Chrome	16550340
	● Brushed Nickel	16550820
	● AXOR FinishPlus*	16550XXX

For more information on this product, see the next page.

Measurements within scale drawings are in mm.

Technical specifications and units of measure are subject to change.

4-hole rim-mounted bath mixers

Overview variants

handle version	finish	code no.
cross	Chrome	16546000
	Brushed Black Chrome	16546340
	Brushed Nickel	16546820
	AXOR FinishPlus*	16546XXX

Required parts:



Basic set for 4-hole rim mounted bath mixer

code no.

15480180

4-hole tile mounted bath mixers

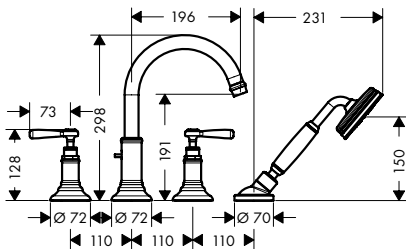
Features of all variants

/ consists of: 4-hole tile mounted bath mixer, hand shower, shower hose, shower holder
 / 2 functions
 / projection: 196 mm
 / spray type mixer: Normal spray

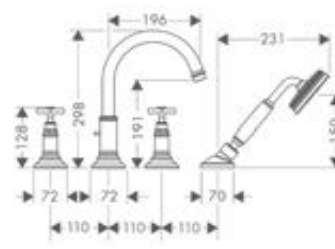
/ spray type hand shower: RainAir
 / maximum pull-out length of hand shower: 1.10 m
 / maximum flow rate at 3 bar: 21 l/min
 / flow rate for bath spout at 3 bar: 21 l/min
 / flow rate of hand shower at 3 bar: 15 l/min

/ non-return valve
 / connection dimension: DN15
 / connection type: basic set
 / min. operating pressure: 1 bar
 / max. operating pressure: 10 bar

lever handle



cross handle



Technologies

Spray types



Overview variants

handle version	finish	code no.
lever	Chrome	16554000
	Brushed Black Chrome	16554340
	Brushed Nickel	16554820
	AXOR FinishPlus*	16554XXX
cross	Chrome	16544000
	Brushed Black Chrome	16544340
	Brushed Nickel	16544820
	AXOR FinishPlus*	16544XXX

For more information on this product, see the next page.

4-hole tile mounted bath mixers

Required parts:



Basic set for 4-hole tile mounted bath mixer

code no.

15481180

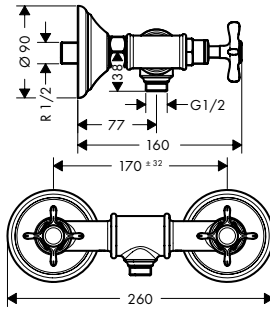
2-handle shower mixer for exposed installation with cross handles

Features

/ 1 function
/ centre distance: 170 ± 32 mm
/ maximum flow rate at 3 bar: 11 l/min
/ ceramic valves hot/ cold 180°

/ non-return valve
/ suitable for continuous flow water heaters
/ hose connection DN15
/ connection dimension: DN15

/ connection type: s-shaped connections
/ min. operating pressure: 1 bar
/ max. operating pressure: 10 bar



finish	code no.
Chrome	16560000
Brushed Black Chrome	16560340
Brushed Nickel	16560820
AXOR FinishPlus*	16560XXX

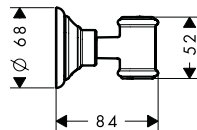
Shower holder

Features

/ fixed holding position

/ for hoses with conical nut

/ material: metal



finish	code no.
Chrome	16325000
Brushed Black Chrome	16325340
Brushed Nickel	16325820
AXOR FinishPlus*	16325XXX

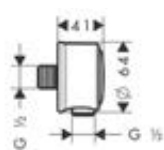
Wall outlet with non-return valve

Features

/ metal connection angle

/ non-return valve

/ connection type: G 1/2



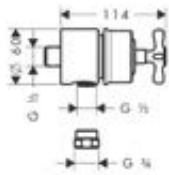
finish	code no.
Chrome	16884000
Brushed Black Chrome	16884340
Brushed Nickel	16884820

Wall outlet stop with non return valve, shut-off valve and cross handle
Features

/ connection type: DN15

/ hose connection DN15

/ with non-return valve



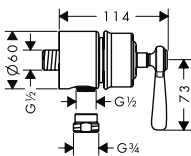
finish	code no.
Chrome	16882000
Brushed Black Chrome	16882340
Brushed Nickel	16882820
AXOR FinishPlus*	16882XXX

Wall outlet stop with non return valve, shut-off valve and lever handle
Features

/ connection type: DN15

/ hose connection DN15

/ with non-return valve



finish	code no.
Chrome	16883000
Brushed Black Chrome	16883340
Brushed Nickel	16883820
AXOR FinishPlus*	16883XXX

Shower thermostat for exposed installation with cross handle
Features

/ 1 function

/ thermostat cartridge, ceramic valve 180°

/ maximum flow rate at 3 bar: 16 l/min

/ min. operating pressure: 1 bar

/ max. operating pressure: 10 bar

/ safety stop at 40 °C

/ temperature limitation adjustable

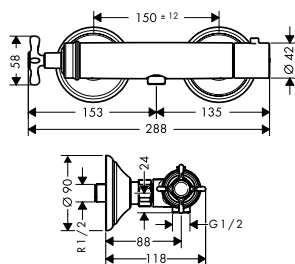
/ non-return valve

/ with silencer

/ connection type: s-shaped connections

/ centre distance: 150 ± 12 mm

/ connection dimension: DN15



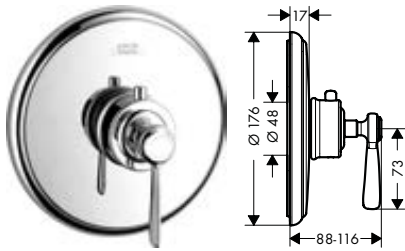
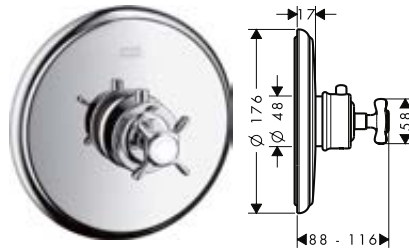
finish	code no.
Chrome	16261000
Brushed Black Chrome	16261340
Brushed Nickel	16261820
AXOR FinishPlus*	16261XXX

Thermostats HighFlow for concealed installation
Features of all variants

/ thermostat cartridge
 / maximum flow rate at 3 bar: 59 l/min
 / flow rate upper outlet: 42 l/min
 / flow rate lower outlet: 42 l/min

/ min. operating pressure: 1 bar
 / max. operating pressure: 10 bar
 / safety stop at 40 °C
 / temperature limitation adjustable

/ non-return valve
 / with silencer
 / connection type: basic set

lever handle

cross handle

Overview variants

	handle version	finish	code no.
	lever	Chrome	16824000
		Brushed Black Chrome	16824340
		Brushed Nickel	16824820
		AXOR FinishPlus*	16824XXX
	cross	Chrome	16815000
		Brushed Black Chrome	16815340
		Brushed Nickel	16815820
		AXOR FinishPlus*	16815XXX

Required parts:


Basic set iBox universal

code no.

01700180

Optional parts:


Extension element round 1-hole

finish

code no.

Chrome 14960000
 Brushed Black Chrome 14960340
 Brushed Nickel 14960820
 AXOR FinishPlus* 14960XXX



Extension 25 mm for basic set iBox universal

13587000



Fastening rail set for iBox universal

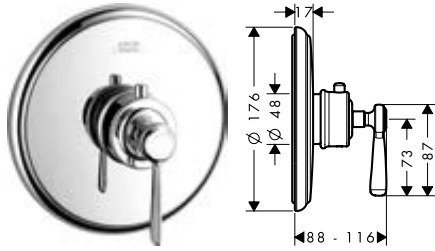
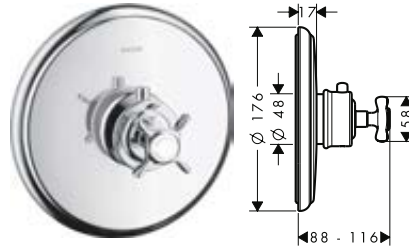
93171000

Thermostat for concealed installation
Features of all variants

/ thermostat cartridge
 / maximum flow rate at 3 bar: 43 l/min
 / min. operating pressure: 1 bar

/ max. operating pressure: 10 bar
 / temperature limitation adjustable
 / non-return valve

/ with silencer
 / connection type: basic set

lever handle

cross handle

Overview variants

handle version	finish	code no.
lever	Chrome	16823000
	Brushed Black Chrome	16823340
	Brushed Nickel	16823820
	AXOR FinishPlus*	16823XXX
cross	Chrome	16810000
	Brushed Black Chrome	16810340
	Brushed Nickel	16810820
	AXOR FinishPlus*	16810XXX

Required parts:			code no.	
	Basic set iBox universal		01700180	
Optional parts:			code no.	
	Extension element round 1-hole	For 16823XXX	Chrome	14960000
			Brushed Black Chrome	14960340
			Brushed Nickel	14960820
			AXOR FinishPlus*	14960XXX
	Extension 25 mm for basic set iBox universal		13587000	
	Fastening rail set for iBox universal		93171000	

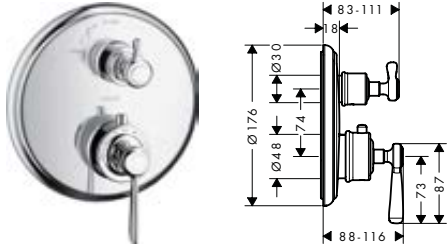
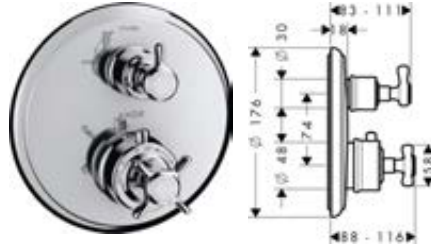
* AXOR FinishPlus: For further AXOR FinishPlus surfaces please see the AXOR FinishPlus overview on page 24.

Thermostats for concealed installation with shut-off valve
Features of all variants

/ 1 function
 / thermostat cartridge, ceramic valves 90°
 / maximum flow rate at 3 bar: 25 l/min
 / min. operating pressure: 1 bar

/ max. operating pressure: 10 bar
 / safety stop at 40 °C
 / temperature limitation adjustable
 / non-return valve

/ with silencer
 / connection type: basic set

lever handle

cross handle

Overview variants

	handle version	finish	code no.
	lever	Chrome	16801000
		Brushed Black Chrome	16801340
		Brushed Nickel	16801820
		AXOR FinishPlus*	16801XXX
		cross	Chrome
		Brushed Black Chrome	16800340
		Brushed Nickel	16800820
		AXOR FinishPlus*	16800XXX

Required parts:


Basic set iBox universal

code no.

01700180

Optional parts:


Extension element round 2-hole arrow

finish

code no.

Chrome

14963000

Brushed Nickel

14963820

AXOR FinishPlus*

14963XXX



Extension 25 mm for basic set iBox universal

13587000



Fastening rail set for iBox universal

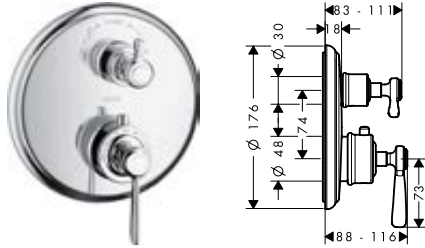
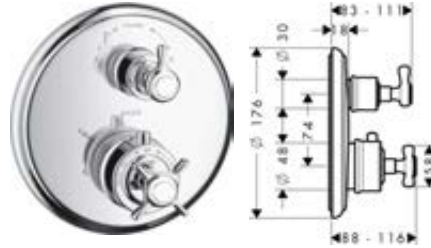
93171000

Thermostats for concealed installation with shut-off and diverter valve
Features of all variants





/ 2 functions
 / thermostat cartridge, shut-off valve
 / maximum flow rate at 3 bar: 29 l/min
 / flow rate upper outlet: 25 l/min

/ flow rate lower outlet: 29 l/min
 / min. operating pressure: 1 bar
 / max. operating pressure: 10 bar
 / safety stop at 40 °C

/ temperature limitation adjustable
 / non-return valve
 / with silencer
 / connection type: basic set

lever handle

cross handle

Overview variants

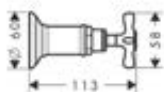
handle version	finish	code no.
lever	Chrome	16821000
	Brushed Black Chrome	16821340
	Brushed Nickel	16821820
	AXOR FinishPlus*	16821XXX
cross	Chrome	16820000
	Brushed Black Chrome	16820340
	Brushed Nickel	16820820
	AXOR FinishPlus*	16820XXX

Required parts:		code no.	
	Basic set iBox universal	01700180	
Optional parts:		code no.	
	Extension element round 2-hole 0-1-2	Chrome	14962000
		Brushed Nickel	14962820
		AXOR FinishPlus*	14962XXX
	Extension 25 mm for basic set iBox universal	13587000	
	Fastening rail set for iBox universal	93171000	

Shut-off valve for concealed installation with cross handle

Features

/ connection type: DN15/DN20



finish	code no.
Chrome	16871000
Brushed Black Chrome	16871340
Brushed Nickel	16871820
AXOR FinishPlus*	16871XXX

Required parts:

		code no.
	Basic set 130 l/min for shut-off valve for concealed installation spindle	16970180
	Basic set 52 l/min for shut-off valve for concealed installation spindle	16973180
	Basic set 40 l/min for concealed installation for shut-off valve ceramic	16974180

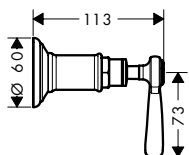
Optional parts:

	Extension set 25 mm for shut-off/ diverter valve Trio-/ Quattro	92990000
--	---	----------

Shut-off valve for concealed installation with lever handle

Features

/ connection type: DN15/DN20



finish	code no.
Chrome	16872000
Brushed Black Chrome	16872340
Brushed Nickel	16872820
AXOR FinishPlus*	16872XXX

Required parts:

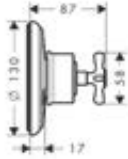
	Basic set 130 l/min for shut-off valve for concealed installation spindle	16970180
	Basic set 40 l/min for concealed installation for shut-off valve ceramic	16974180
	Basic set 52 l/min for shut-off valve for concealed installation spindle	16973180

Optional parts:

	Extension set 25 mm for shut-off/ diverter valve Trio-/ Quattro	92990000
--	---	----------

Shut-off valve for concealed installation with lever handle

Shut-off/ diverter valve Trio/ Quattro for concealed installation with cross handle



finish	code no.
Chrome	16830000
Brushed Black Chrome	16830340
Brushed Nickel	16830820
AXOR FinishPlus*	16830XXX

⚠ Required parts:


Basic set for Quattro four-way diverter valve for concealed installation

code no.

16930180



Basic set for shut-off/ diverter valve Trio for concealed installation

16982180

Optional parts:


Extension set 25 mm for shut-off/ diverter valve Trio-/ Quattro

code no.

92990000

Overhead showers 1jet

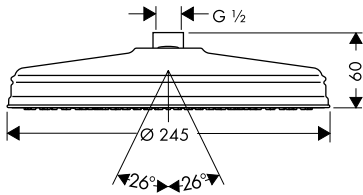
Features of all variants

/ spray type: RainAir
 / ball-joint: overhead shower angle adjustable
 / material spray disc: metal

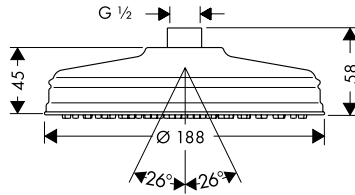
/ minimum flow pressure: 1,5 bar
 / spray disc removable for cleaning
 / installation: ceiling or wall

/ connection thread G 1/2
 / connection dimension: DN15
 / suitable for continuous flow water heaters

240



180



Technologies

Spray types



Overview variants

shower head size	max. flow rate at 3 bar (l/min)	finish	code no.
240	17	Chrome	28474000
		Brushed Black Chrome	28474340
		Brushed Nickel	28474820
		AXOR FinishPlus*	28474XXX
		180	18
Brushed Black Chrome	28487340		
Brushed Nickel	28487820		
AXOR FinishPlus*	28487XXX		

Optional parts:



Shower arm 389 mm



Ceiling connector 100 mm



Ceiling connector 300 mm

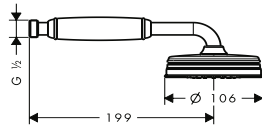
finish	code no.
Chrome	27348000
Brushed Black Chrome	27348340
Brushed Nickel	27348820
AXOR FinishPlus*	27348XXX
Chrome	26432000
Brushed Black Chrome	26432340
Brushed Nickel	26432820
AXOR FinishPlus*	26432XXX
Chrome	26433000
Brushed Black Chrome	26433340
Brushed Nickel	26433820
AXOR FinishPlus*	26433XXX





Hand shower 100 1jet**Features**

/ shower head size: 100 mm
 / spray type: RainAir
 / spray disc surface: grey

/ maximum flow rate at 3 bar: 16 l/min
 / minimum flow pressure: 1 bar
 / rinseable screen seal

/ connection thread G 1/2
 / connection dimension: DN15
 / suitable for continuous flow water heaters

**Technologies****Spray types**

finish	code no.
 Chrome	16320000
 Brushed Black Chrome	16320340
 Brushed Nickel	16320820
 AXOR FinishPlus*	16320XXX

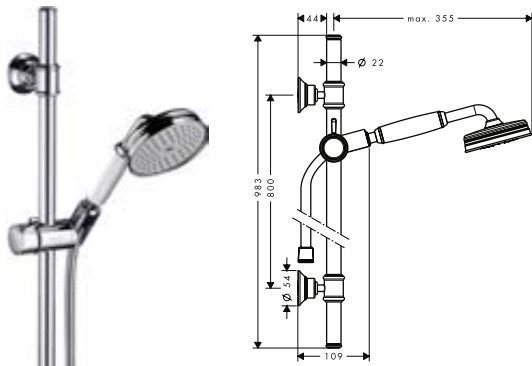
Shower set 0.90 m with hand shower 100 1jet

Features

- / consists of: hand shower, shower bar, shower hose, slider
- / shower head size: 100 mm
- / spray type: RainAir
- / support for shower hose with conical nuts

- / AXOR Montreux wall bar 0.90 m
- / maximum flow rate at 3 bar: 16 l/min
- / minimum flow pressure: 1 bar
- / operating pressure: min. 1 bar/max. 6 bar
- / wall mounting: screw fastening

- / wall supports of metal
- / pipe length: 982 mm
- / shower bar diameter: 25 mm
- / profile pipe: round
- / drilling distance 915 mm



Technologies



Spray types



finish	code no.
Chrome	27982000
Brushed Black Chrome	27982340
Brushed Nickel	27982820
AXOR FinishPlus*	27982XXX

Optional parts:



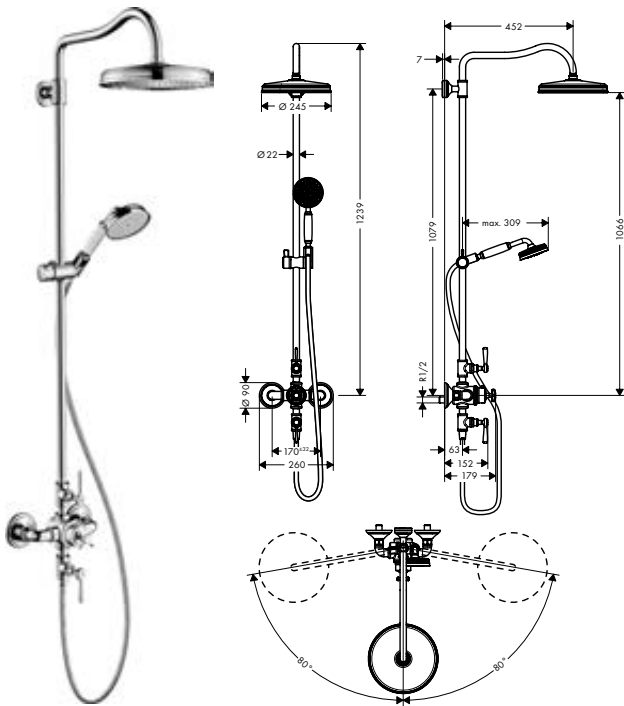
Corner basket 160/83

finish	code no.
Chrome	42066000
Brushed Black Chrome	42066340
Brushed Nickel	42066820
AXOR FinishPlus*	42066XXX

Showerpipe with thermostat and overhead shower 240 1jet

Features

- / consists of: overhead shower, hand shower, shower thermostat, shower hose, slider, shower bar
- / shower head size overhead shower: 240 mm
- / spray type overhead shower: RainAir
- / maximum flow rate at 3 bar: 15 l/min
- / flow rate RainAir spray (at 3 bar): 15 l/min
- / spray type hand shower: RainAir
- / flow rate of hand shower at 3 bar: 13,5 l/min
- / minimum flow pressure: 1 bar
- / max. operating pressure: 10 bar
- / shower bar diameter: 22 mm
- / height-adjustable hand shower holder
- / shower arm length overhead shower: 450 mm
- / swivel shower arm
- / thermostat AXOR Montreux
- / safety stop at 40°C
- / adjustable hot water limitation
- / outlets controlled via turning handle
- / suitable for continuous flow water heaters
- / mounting type: exposed installation
- / connection dimension DN15
- / connection thread G 1/2
- / centre distance 170 ± 32 mm
- / intrinsically safe against backflow
- / pipe length: 1060 mm
- / 2 functions



Technologies



Spray types



finish	code no.
Chrome	16572000
Brushed Black Chrome	16572340
Brushed Nickel	16572820
AXOR FinishPlus*	16572XXX

* AXOR FinishPlus: For further AXOR FinishPlus surfaces please see the AXOR FinishPlus overview on page 24.

Programs



AXOR Showers / Flow diagrams

406



AXOR Accessories

520



AXOR Electronic faucets

568



AXOR Kitchen faucets

578



AXOR Basic sets, wastes and overflows

600



AXOR Showers

Overhead showers	416
Wall plates	453
Body shower / Shower module	454
Hand shower	455
Shower sets	458
Shower holders	468
FixFit wall outlets	469
Porter	470
Shower hoses	472
Shower systems	477
Thermostatic bath mixers for exposed installation	490
Thermostatic shower mixers for exposed / consealed installation	491
Thermostatic modulee Select	492
ShowerCollection	495
ShowerSelect	500
One	507
Flow diagrams	510





AXOR Showers

Excellence in the shower

Three features distinguish the various AXOR shower products: All are **luxurious** design objects, shape the space definitively and provide fascinating experiences of water. AXOR Showers impart a sense of appreciation for water and for the body

Design: Philippe Starck, PHOENIX, Nendo, Front, Barber Osgerby

AXOR SHOWER
PRODUCTS REPRESENT
DESIGN, INNOVATION
AND WATER EXPERIENCES
AT THE HIGHEST LEVEL.

CHARACTERISTIC DESIGN FEATURE:

Avant-garde design objects with universal appeal – for combinations across different collections.

THE DESIGNERS' IDEA:

Luxury in the shower: AXOR Showers offer fascinating **design**, perfect function and a one-of-a-kind water experience. The user is the focus of the luxurious physical experience provided by an AXOR Shower.

SPECIAL PROGRAM HIGHLIGHTS:

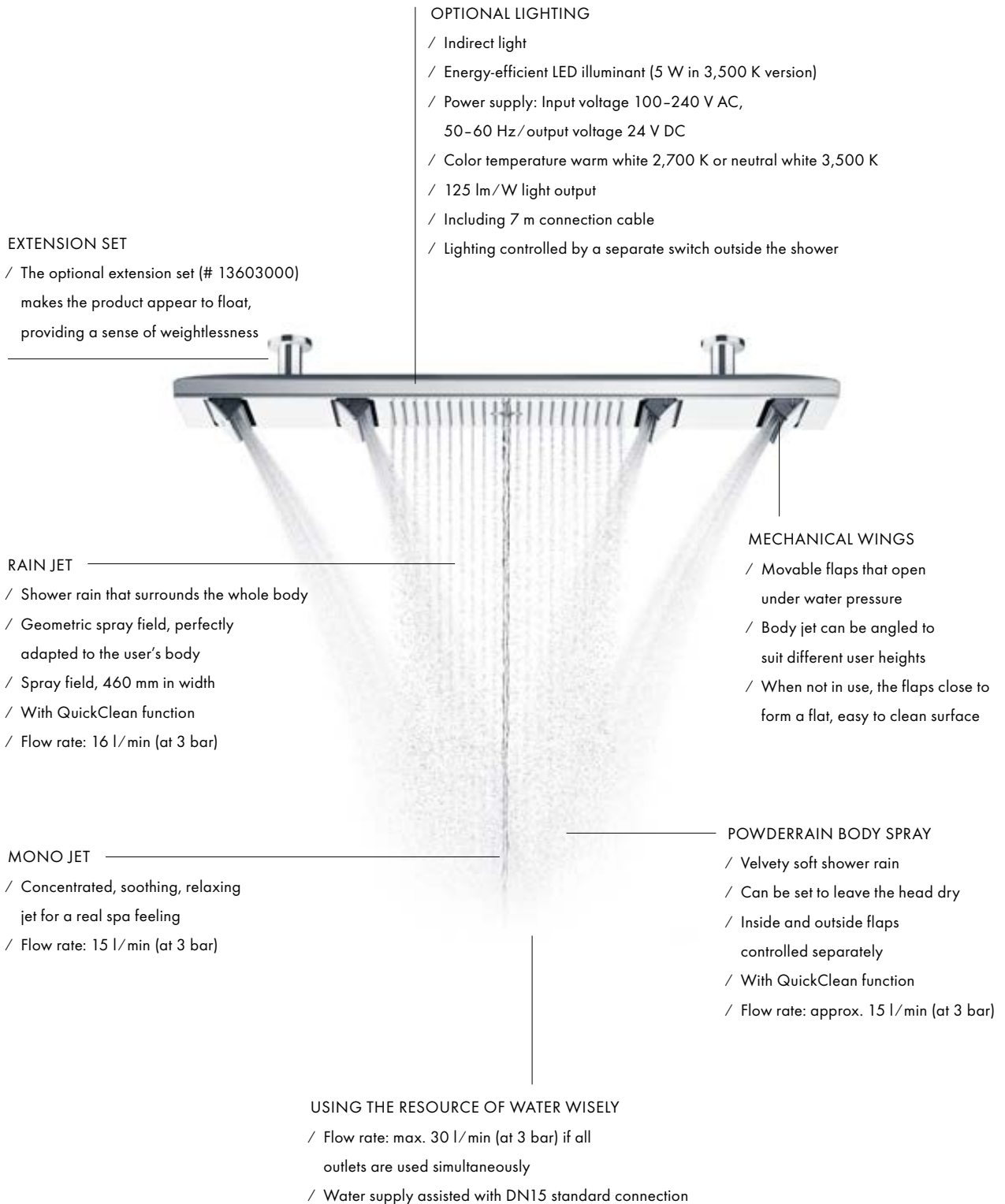
- / AXOR ShowerHeaven 1200/300 4jet:
Large dimensions and the innovative PowderRain spray mode impart a spa feel
- / AXOR ShowerCollection: A **modular** system consisting of overhead showers, shower modules, thermostatic mixers, valves and shelves
- / AXOR LampShower designed by Nendo:
A source of light and water
- / AXOR Showerpipe designed by Front: An object in **authentic** industrial design language
- / AXOR One thermostatic mixers: Innovative control and easy to use thanks to Select technology
- / Wide variety of spray modes for various applications:
From invigorating to massaging to softly enveloping

Learn more about AXOR Showers:

axor-design.com

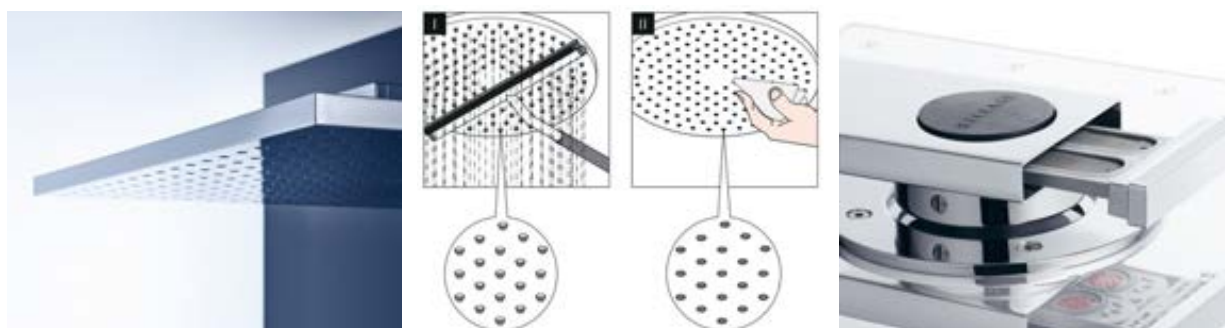
Spray innovation in the shower

The AXOR ShowerHeaven 1200/300 4jet is a new **archetype** in the shower, offering a grand stage for water. Here, it is staged in an extraordinary way: with a revitalizing water jet, a soothing rain shower, all the way up to the gentle PowderRain – the AXOR innovation in water design. Here, countless velvety-soft water droplets envelop the body like a cocoon of water.



Purist design combined with a fascinating water experience in the shower

Purist design – based on the circle and square – characterizes the circular version of the AXOR overhead showers with diameters of 250 mm and 300 mm and the square versions of 250/250 mm and 300/300 mm. All versions are made for universal use and are compatible with every luxury shower **design**. Clear geometric forms with flat surfaces are the style-defining element throughout – from the spray disc to the ceiling or wall cover plate. Made of high-quality metal – with a bright Chrome surface or finished with one of the many special AXOR FinishPlus surfaces – the showers are perfect design elements for the bathroom. Inside: a technical masterpiece. The specially developed spray nozzles only become visible when the water is on and disappear again when the shower is switched off. This technology is based on water pressure and functions without any additional mechanism.



The **dynamic** spray nozzles emphasize the **purist** design of the high-quality metal spray disc. Because the disc has a flat surface without silicone naps, water droplets and limescale deposits can be easily removed from the spray disc with a towel or squeegee scraper. Thanks to the QuickClean function, limescale deposits can be simply wiped from the silicone naps. The bayonet connection allows the shower head to be easily removed, e.g. to be placed in solution to remove calcium deposits.

The integrated ServiceCard contains the shower filters. No tools are required to remove the overhead shower to clean the filters because the ServiceCard allows simple, efficient access to them. This makes necessary occasional maintenance more efficient and saves operating costs.



PowderRain

Intense PowderRain

PowderRain + Intense PowderRain

Innovative PowderRain and Intense PowderRain spray modes: PowderRain provides a fine rain shower (flow rate: 16–20 l/min at 3 bar) that feels like an enveloping cocoon of water. Or Intense PowderRain – a powerful spray jet (flow rate: 15–18 l/min at 3 bar) and a true innovation among the 2jet versions.

A source of light and water

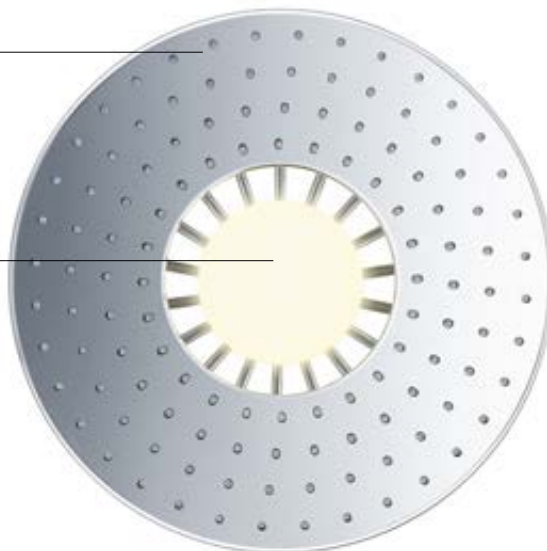
The AXOR LampShower designed by Nendo integrates lighting with the shower to form an exclusive design object. The integrated lighting blurs the lines that normally divide a space to bring a sense of coziness to the shower. A wide wreath of rain completely surrounds the body with water.

SPRAY DISC

- / Made of pure metal
- / Diameter 275 mm
- / Can be removed for easy cleaning

LIGHTING

- / Energy-efficient LED illuminant (4 W)
- / Power supply: Input voltage 100-240 V AC, 50-60 Hz/output voltage 12 V DC
- / Incl. power supply unit 12 V, 12 W
- / Color temperature warm white 2,700 K
- / Power supply: 7 m connection cable with power supply unit 12 V
- / Lighting controlled by a separate switch outside the shower



SHOWER ARM

- / Length 380 mm, can swivel horizontally in a range of 150°
- / Perfect shower jet alignment

BALL JOINT

- / Can be adjusted by 5° for the ideal spray direction

SPRAY MODE

- / Gentle rain jet for an exceptional shower experience
- / With QuickClean function
- / Flow rate: 13 l/min (at 3 bar)



AXOR Conscious Showers. Water is precious.




Delightful showers are some of the most precious moments in our daily routines. To make a ritual like this as pleasant as it is responsible, AXOR has developed Conscious Showers. All shower products in this range are characterized by low water consumption, starting from 6 l/min.


AXOR Conscious Showers meet the specific requirements for sustainable use of the precious element of water, while satisfying even the highest aesthetic demands. Whether in round or square design, they can be combined with AXOR bathroom collections in a variety of styles.



AXOR Overhead Shower 220 1jet



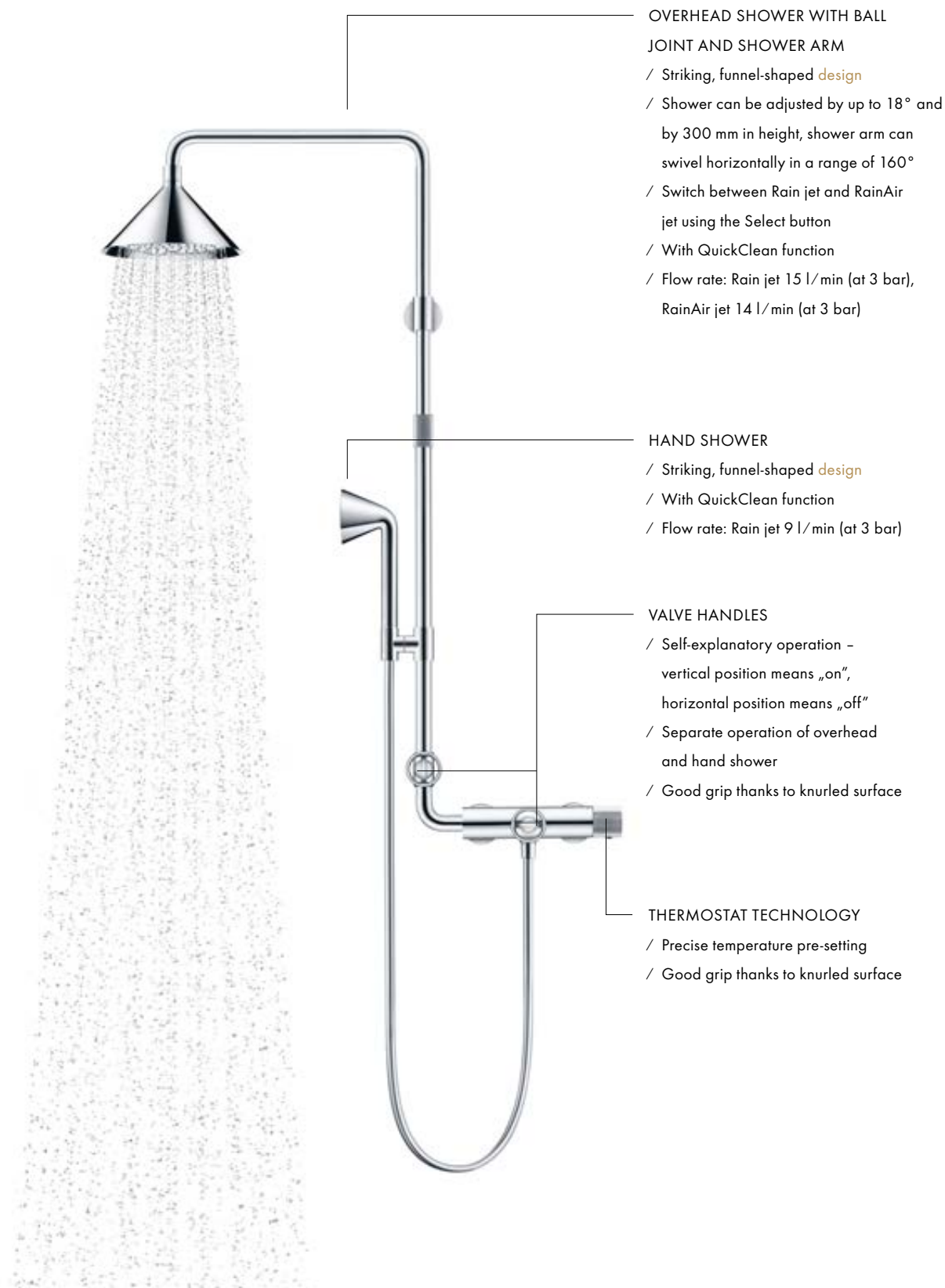
AXOR Overhead Shower 245/180 1jet



AXOR Overhead Shower 245 1jet

Design object with industrial character

The AXOR shower pipes and shower systems are complete shower solutions consisting of faucet or thermostat, overhead and hand shower for the shower. With the AXOR shower pipe designed by Front, with funnel-shaped overhead and hand shower, nothing will stay hidden. Pipes, sockets, valves – all the elements of typical industrial design are deliberately visible, not hidden behind the wall. A shower pipe with industrial character.







AXOR Starck Nature Shower.
Luxurious shower experience for the outdoors.

The AXOR Starck Nature Shower offers all the comfort, convenience, and luxury of the AXOR Starck collection in two versions suitable for outdoor use, one with a hand shower. Equipped with PowderRain technology, the AXOR Starck Nature Shower overhead shower envelops the user in a spray of ultra-fine water droplets. The cylindrical handles allow precise control of water temperature and flow rate. The AXOR Starck Nature Shower can be installed on a variety of individually selected materials, from glass to stone and metal to wood. An effective drainage system prevents the water from freezing in the column at colder temperatures.



ShowerHeaven 1200/300 4jet with lighting

Features of all variants

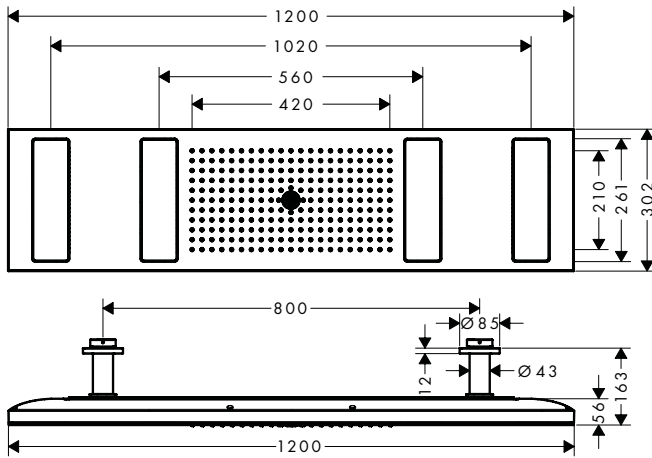
- / shower head size: 1200 x 300 mm
- / spray type: PowderRain, Rain, Mono
- / Select button on thermostat
- / material spray disc: metal
- / brass ceiling connector
- / ceiling connection length: 100 mm
- / maximum flow rate at 3 bar: 30 l/min
- / flow rate PowderRain spray outer (at 3 bar): 12 l/min
- / flow rate PowderRain spray inner (at 3 bar): 12 l/min
- / flow rate Rain spray (at 3 bar): 16 l/min
- / flow rate Mono spray (at 3 bar): 15 l/min
- / minimum flow pressure: 3 bar
- / spray types can be activated individually or in combination
- / overhead shower removable for cleaning
- / extendable flaps can be opened manually
- / installation: ceiling, extendable claps can be pre-set to the user size
- / connection dimension: DN15
- / connection type: basic set
- / with integrated lighting
- / illuminant: LED
- / power supply: 24 V
- / transformer power supply, 24 V, 60 W
- / input voltage: 100 - 240 V AC / 50 / 60 Hz
- / output voltage: 24 V - DC
- / Light color: neutral white
- / not suitable for continuous flow water heaters



Technologies



Spray types



Overview variants

colour temperature	finish	available from	code no.
5000 K	Chrome		10629000
	Polished Black Chrome	NEW	10629330
	Brushed Black Chrome	NEW	10629340
	AXOR FinishPlus*		10629XXX
3500 K	Chrome		10628000
	Polished Black Chrome	NEW	10628330
	Brushed Black Chrome	NEW	10628340
	AXOR FinishPlus*		10628XXX

Required parts:



Basic set for ShowerHeaven 1200/300 4jet

code no.







10922180

For more information on this product, see the next page.

Measurements within scale drawings are in mm.

Technical specifications and units of measure are subject to change.

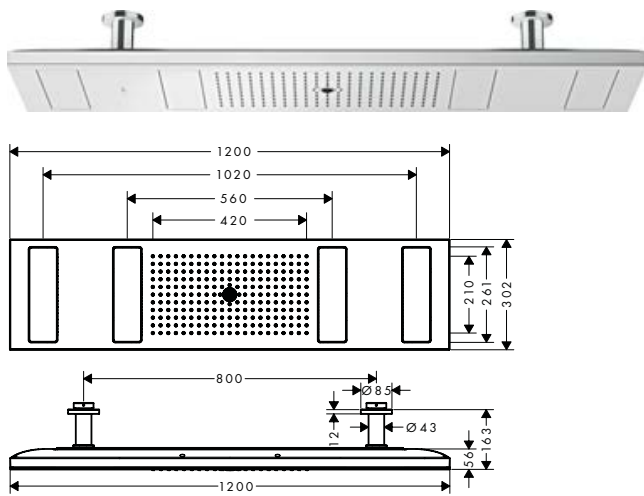
ShowerHeaven 1200/300 4jet with lighting

Optional parts:	finish	code no.
 Extension set 230 mm for ceiling connector ShowerHeaven 1200/300 4jet	<ul style="list-style-type: none">  Chrome  AXOR FinishPlus* 	<ul style="list-style-type: none"> 13603000 13603XXX
 Thermostatic module Select 670/90 for concealed installation for 5 functions	<ul style="list-style-type: none">  Chrome  AXOR FinishPlus* 	<ul style="list-style-type: none"> 18358000 18358XXX

ShowerHeaven 1200/300 4jet without lighting

Features

- / shower head size: 1200 x 300 mm
- / spray type: PowderRain, Rain, Mono
- / Select button on thermostat
- / material spray disc: metal
- / brass ceiling connector
- / ceiling connection length: 100 mm
- / maximum flow rate at 3 bar: 30 l/min
- / flow rate Rain spray (at 3 bar): 16 l/min
- / flow rate Mono spray (at 3 bar): 14 l/min
- / minimum flow pressure: 3 bar
- / spray types can be activated individually or in combination
- / overhead shower removable for cleaning
- / extendable flaps can be opened manually
- / installation: ceiling, extendable claps can be pre-set to the user size
- / connection dimension: DN15
- / connection type: basic set
- / not suitable for continuous flow water heaters
- / TÜV certified







Technologies









Spray types



finish	code no.
 Chrome	10637000
 Polished Black Chrome	NEW 10637330
 Brushed Black Chrome	NEW 10637340
 AXOR Finish-Plus*	10637XXX

Required parts:	code no.
 Basic set for ShowerHeaven 1200/300 4jet	10922180

Optional parts:	finish	code no.
 Extension set 230 mm for ceiling connector ShowerHeaven 1200/300 4jet	<ul style="list-style-type: none">  Chrome  AXOR FinishPlus* 	<ul style="list-style-type: none"> 13603000 13603XXX
 Thermostatic module Select 670/90 for concealed installation for 5 functions	<ul style="list-style-type: none">  Chrome  AXOR FinishPlus* 	<ul style="list-style-type: none"> 18358000 18358XXX

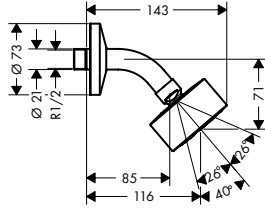
* AXOR FinishPlus: For further AXOR FinishPlus surfaces please see the AXOR FinishPlus overview on page 24.

Overhead shower 75 1jet EcoSmart with shower arm**Features**

/ consists of: overhead shower, shower arm
 / shower head size: 73 mm
 / spray type: PowderRain
 / projection 116 mm
 / ball-joint: overhead shower angle adjustable
 / material spray disc: metal

/ shower arm length 85 mm
 / maximum flow rate at 3 bar: 8,7 l/min
 / flow rate PowderRain spray (at 3 bar): 8,7 l/min
 / function from: 6,3 l/min
 / minimum flow pressure: 1 bar
 / overhead shower removable for cleaning

/ installation: wall
 / connection thread G 1/2
 / connection dimension: DN15
 / suitable for continuous flow water heaters

**Sustainability****Technologies****Spray types**

finish	code no.
Chrome	48490000
Brushed Bronze	48490140
Brushed Black Chrome	48490340
Matt Black	48490670
Polished Gold Optic	48490990
AXOR FinishPlus*	48490XXX

Overhead shower 2jet, 1jet with shower arm

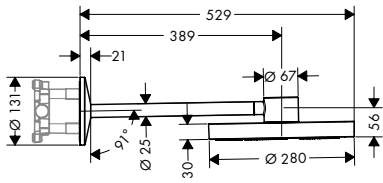
Features of all variants

/ consists of: overhead shower, shower arm
 / shower head size: 280 mm
 / material spray disc: metal

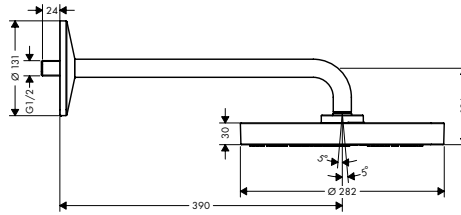
/ overhead shower removable for cleaning
 / installation: wall
 / connection dimension: DN15

/ suitable for continuous flow water heaters

2 spray types



1 spray type



Technologies



Spray types



Overview variants

number of sprays	spray types	max. flow rate at 3 bar (l/min)	min. flow pressure (bar)	length shower arm (mm)	finish	code no.
2	PowderRain, Rain	12	1.5	389	Chrome	48492000
					Brushed Bronze	48492140
					Brushed Black Chrome	48492340
					Matt Black	48492670
					Polished Gold Optic	48492990
					AXOR FinishPlus*	48492XXX
1	PowderRain and Rain in combination	12.3	1.2	390	Chrome	48491000
					Brushed Bronze	48491140
					Brushed Black Chrome	48491340
					Matt Black	48491670
					Polished Gold Optic	48491990
					AXOR FinishPlus*	48491XXX

Required parts:

For

code no.



Basic set for overhead shower with shower arm

48492XXX

35361180

Overhead showers 2jet, 1jet with ceiling connector

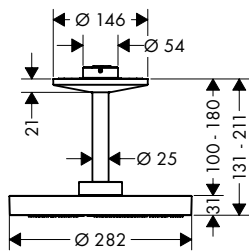
Features of all variants

/ consists of: overhead shower, ceiling connector
 / shower head size: 280 mm
 / material spray disc: metal

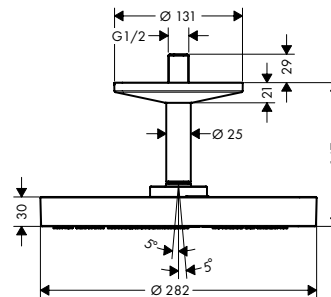
/ brass ceiling connector
 / overhead shower removable for cleaning
 / installation: ceiling

/ connection dimension: DN15
 / suitable for continuous flow water heaters

2 spray types



1 spray type



Technologies



Spray types



Overview variants

number of sprays	spray types	max. flow rate at 3 bar (l/min)	min. flow pressure (bar)	length ceiling connector	finish	code no.
2	PowderRain, Rain	12.5	1.5	180	Chrome	48494000
					Brushed Bronze	48494140
					Brushed Black Chrome	48494340
					Matt Black	48494670
					Polished Gold Optic	48494990
					AXOR FinishPlus*	48494XXX
1	PowderRain and Rain in combination	12.2	1.4	117	Chrome	48493000
					Brushed Bronze	48493140
					Brushed Black Chrome	48493340
					Matt Black	48493670
					Polished Gold Optic	48493990
					AXOR FinishPlus*	48493XXX

Required parts:

For

code no.















Basic set for overhead shower with ceiling connector

48494XXX

26434180

For more information on this product, see the next page.

Overhead showers 2jet, 1jet with ceiling connector

Optional parts:	For	finish	code no.
I Ceiling connector 300 mm for overhead shower 280 2jet	48494XXX	 Chrome	48496000
		 Brushed Bronze	48496140
		 Brushed Black Chrome	48496340
		 Matt Black	48496670
		 Polished Gold Optic	48496990
		 AXOR FinishPlus*	48496XXX
T Ceiling connector 300 mm for overhead shower 280 1jet	48493XXX	 Chrome	48495000
		 Brushed Bronze	48495140
		 Brushed Black Chrome	48495340
		 Matt Black	48495670
		 Polished Gold Optic	48495990
		 AXOR FinishPlus*	48495XXX

Overhead shower 2jet, 1jet with shower arm

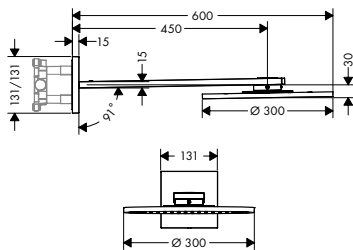
Features of all variants

/ consists of: overhead shower, shower arm
 / dynamic spray nozzles move out while using
 / material spray disc: metal
 / shower arm length 450 mm

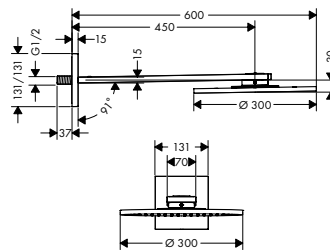
/ overhead shower removable for cleaning
 / ServiceCard with sieve can be removed without tools for cleaning purpose
 / installation: wall

/ connection dimension: DN15

2 spray types



1 spray type



Technologies



Spray types








Overview variants

shower head size	number of sprays	spray types	max. flow rate at 3 bar (l/min)	min. flow pressure (bar)	connection	finish	code no.
300	2	PowderRain, Intense PowderRain	19	2	basic set	Chrome	35303000
						Brushed Bronze	35303140
						Brushed Black Chrome	35303340
						Matt Black NEW	35303670
						Brushed Nickel	35303820
						Polished Gold Optic	35303990
						AXOR FinishPlus*	35303XXX
						300	1
300	1	PowderRain	17.6	1.9	G 1/2	Chrome	35300000
						Brushed Bronze	35300140
						Brushed Black Chrome	35300340
						Matt Black NEW	35300670
						Brushed Nickel	35300820
						Polished Gold Optic	35300990
						AXOR FinishPlus*	35300XXX
						250	2
AXOR FinishPlus*	35296XXX						
250	1	PowderRain	18.1	1.5	G 1/2		
250	1	PowderRain	18.1	1.5	G 1/2	AXOR FinishPlus*	35284XXX

For more information on this product, see the next page.

Overhead shower 2jet, 1jet with shower arm

Required parts:		For	code no.
	Basic set for overhead shower with shower arm	35303XXX 35296XXX	35361180
Optional parts:		finish	code no.
	Escutcheon softsquare	 Chrome NEW	35214000
		 Matt Black NEW	35214670
		 AXOR FinishPlus*	35214XXX

Overhead showers 2jet, 1jet with ceiling connector

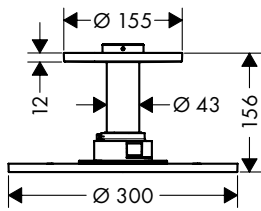
Features of all variants

/ consists of: overhead shower, ceiling connector
 / dynamic spray nozzles move out while using
 / material spray disc: metal
 / brass ceiling connector

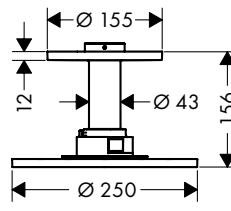
/ ceiling connection length: 100 mm
 / overhead shower removable for cleaning
 / ServiceCard with sieve can be removed without tools for cleaning purpose

/ installation: ceiling
 / connection dimension: DN15
 / connection type: basic set
 / suitable for continuous flow water heaters

300



250



Technologies Spray types



Overview variants

shower head size	number of sprays	spray types	max. flow rate at 3 bar (l/min)	min. flow pressure (bar)	finish	code no.
300	1	PowderRain	19	1.8	Chrome	35301000
					Brushed Bronze	35301140
					Brushed Black Chrome	35301340
					Matt Black NEW	35301670
					Brushed Nickel	35301820
					Polished Gold Optic	35301990
					AXOR FinishPlus*	35301XXX
					AXOR FinishPlus*	35301XXX
300	2	PowderRain, Intense PowderRain	18	2.4	Chrome	35304000
					Brushed Bronze	35304140
					Brushed Black Chrome	35304340
					Matt Black NEW	35304670
					Brushed Nickel	35304820
					Polished Gold Optic	35304990
					AXOR FinishPlus*	35304XXX
					AXOR FinishPlus*	35304XXX
250	1	PowderRain	19	1.8	Chrome	35286000
					AXOR FinishPlus*	35286XXX
250	2	PowderRain, Intense PowderRain	18	1.7	Chrome	35297000
					AXOR FinishPlus*	35297XXX

For more information on this product, see the next page.

Overhead showers 2jet, 1jet with ceiling connector

Required parts:



Basic set for overhead shower with ceiling connector

code no.

26434180


Optional parts:



Extension 230 mm for ceiling connector overhead shower

finish

code no.

 Chrome

35288000

 AXOR FinishPlus*

35288XXX

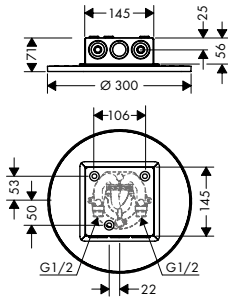
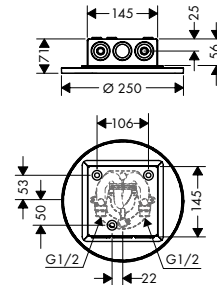
Overhead showers 2jet, 1jet ceiling

Features of all variants

/ dynamic spray nozzles move out while using
/ material spray disc: metal

/ overhead shower removable for cleaning
/ installation: flush with the ceiling

/ connection dimension: DN15
/ suitable for continuous flow water heaters

300**250****Technologies****Spray types****Overview variants**

shower head size	number of sprays	spray types	max. flow rate at 3 bar (l/min)	min. flow pressure (bar)	connection	finish	code no.
300	2	PowderRain, Intense PowderRain	17	1.5	basic set	Chrome	35305000
						Brushed Bronze	35305140
						Brushed Black Chrome	35305340
						Matt Black NEW	35305670
						Brushed Nickel	35305820
						Polished Gold Optic	35305990
						AXOR FinishPlus*	35305XXX
300	1	PowderRain	18.1	1.8	G 1/2	Chrome	35302000
						Brushed Bronze	35302140
						Brushed Black Chrome	35302340
						Matt Black NEW	35302670
						Brushed Nickel	35302820
						Polished Gold Optic	35302990
						AXOR FinishPlus*	35302XXX
250	2	PowderRain, Intense PowderRain	21	1.5	basic set	Chrome	35298000
						AXOR FinishPlus*	35298XXX
250	1	PowderRain	17.7	1.5	G 1/2	Chrome	35287000
						AXOR FinishPlus*	35287XXX

For more information on this product, see the next page.

Overhead showers 2jet, 1jet ceiling

 **Required parts:**

code no.



Basic set for overhead shower ceiling

35363180

Overhead shower 2jet, 1jet with shower arm

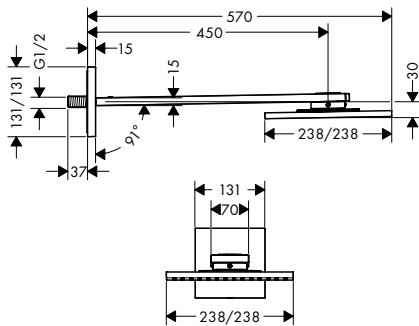
Features of all variants

/ consists of: overhead shower, shower arm
 / dynamic spray nozzles move out while using
 / material spray disc: metal
 / shower arm length 450 mm

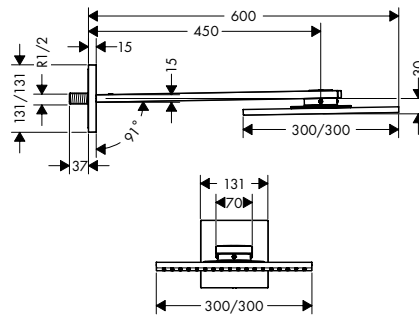
/ overhead shower removable for cleaning
 / ServiceCard with sieve can be removed without tools for cleaning purpose
 / installation: wall

/ connection thread G 1/2
 / connection dimension: DN15
 / suitable for continuous flow water heaters

300/300



250/250



Technologies



Spray types



Overview variants

shower head size	number of sprays	spray types	max. flow rate at 3 bar (l/min)	min. flow pressure (bar)	finish	code no.
300/300	2	PowderRain, Intense PowderRain	19	2	Chrome	35318000
					Brushed Bronze	35318140
					Brushed Black Chrome	35318340
					Brushed Nickel	35318820
					Polished Gold Optic	35318990
					AXOR FinishPlus*	35318XXX
					Chrome	35314000
300/300	1	PowderRain	18.2	2	Brushed Bronze	35314140
					Brushed Black Chrome	35314340
					Brushed Nickel	35314820
					Polished Gold Optic	35314990
					AXOR FinishPlus*	35314XXX
					Chrome	35310000
					AXOR FinishPlus*	35310XXX
250/250	2	PowderRain, Intense PowderRain	19	2	Chrome	35306000
					AXOR FinishPlus*	35306XXX
					Chrome	35306000
AXOR FinishPlus*	35306XXX					

Required parts:

For

code no.



Basic set for overhead shower with shower arm

35318XXX
35310XXX

35361180

For more information on this product, see the next page.

Overhead shower 2jet, 1jet with shower arm

Optional parts:



Escutcheon softsquare

finish

code no.

● Chrome NEW

35214000

● AXOR
FinishPlus*

35214XXX

Overhead showers 2jet, 1jet with ceiling connector

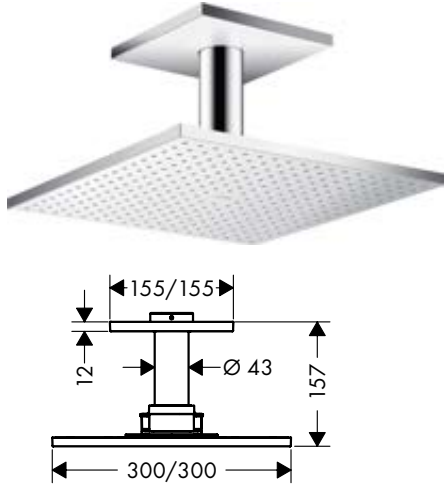
Features of all variants

/ consists of: overhead shower, ceiling connector
 / dynamic spray nozzles move out while using
 / material spray disc: metal
 / brass ceiling connector

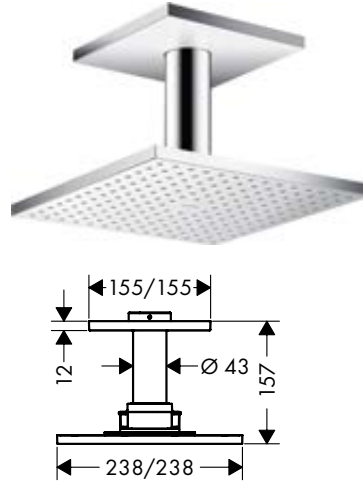
/ ceiling connection length: 100 mm
 / overhead shower removable for cleaning
 / ServiceCard with sieve can be removed without tools for cleaning purpose

/ installation: ceiling
 / connection dimension: DN15
 / connection type: basic set
 / suitable for continuous flow water heaters

300/300



250/250



Technologies Spray types



Overview variants

shower head size	number of sprays	spray types	max. flow rate at 3 bar (l/min)	min. flow pressure (bar)	finish	code no.
300/300	2	PowderRain, Intense PowderRain	18	1.7	Chrome	35320000
					Brushed Bronze	35320140
					Brushed Black Chrome	35320340
					Brushed Nickel	35320820
					Polished Gold Optic	35320990
					AXOR FinishPlus*	35320XXX
300/300	1	PowderRain	19	1.8	Chrome	35316000
					Brushed Bronze	35316140
					Brushed Black Chrome	35316340
					Brushed Nickel	35316820
					Polished Gold Optic	35316990
					AXOR FinishPlus*	35316XXX
250/250	2	PowderRain, Intense PowderRain	18	2.2	Chrome	35312000
					AXOR FinishPlus*	35312XXX
250/250	1	PowderRain	19	1.8	Chrome	35308000
					AXOR FinishPlus*	35308XXX

Required parts:



Basic set for overhead shower with ceiling connector

code no.

26434180

Optional parts:



Extension 230 mm for ceiling connector overhead shower

finish

code no.

Chrome

35288000

AXOR FinishPlus*

35288XXX

* AXOR FinishPlus: For further AXOR FinishPlus surfaces please see the AXOR FinishPlus overview on page 24.

Overhead showers 2jet, 1jet ceiling

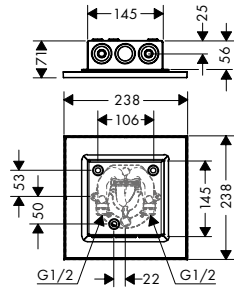
Features of all variants

/ dynamic spray nozzles move out while using
 / material spray disc: metal
 / overhead shower removable for cleaning

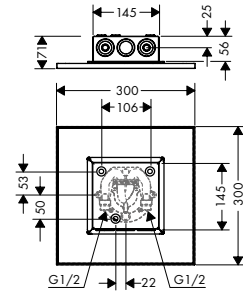
/ installation: flush with the ceiling
 / connection dimension: DN15
 / connection type: basic set

/ suitable for continuous flow water heaters

300/300



250/250



Technologies



Spray types



Overview variants

shower head size	number of sprays	spray types	max. flow rate at 3 bar (l/min)	min. flow pressure (bar)	finish	code no.
300/300	1	PowderRain	18.1	1.8	Chrome	35317000
					Brushed Bronze	35317140
					Brushed Black Chrome	35317340
					Brushed Nickel	35317820
					Polished Gold Optic	35317990
					AXOR FinishPlus*	35317XXX
300/300	2	PowderRain, Intense PowderRain	17	1.5	Chrome	35321000
					Brushed Bronze	35321140
					Brushed Black Chrome	35321340
					Brushed Nickel	35321820
					Polished Gold Optic	35321990
					AXOR FinishPlus*	35321XXX
250/250	1	PowderRain	18.1	1.8	Chrome	35309000
					AXOR FinishPlus*	35309XXX
250/250	2	PowderRain, Intense PowderRain	17	1.5	Chrome	35313000
					AXOR FinishPlus*	35313XXX

Required parts:



Basic set for overhead shower ceiling

code no.

35363180

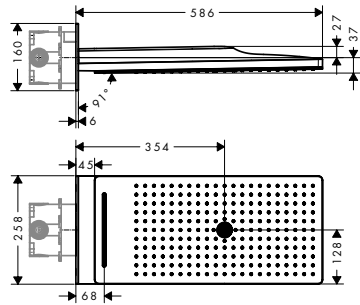
Overhead shower 250/580 3jet

Features

/ consists of: overhead shower, wall connector
 / shower head size: 580 x 260 mm
 / spray type: Rain, RainFlow, Mono
 / material spray disc: metal
 / maximum flow rate at 3 bar: 20 l/min

/ flow rate Rain spray (at 3 bar): 17 l/min
 / flow rate RainFlow spray (at 3 bar): 17 l/min
 / flow rate Mono spray (at 3 bar): 20 l/min
 / minimum flow pressure: 1,7 bar
 / spray disc removable for cleaning

/ installation: wall
 / connection dimension: DN15
 / connection type: basic set
 / suitable for continuous flow water heaters



Technologies



Spray types



finish	code no.
Chrome	35283000
AXOR FinishPlus*	35283XXX

Required parts:


Basic set iBox universal

code no.

01700180

Overhead shower 3jet, 2jet, 1jet with shower arm

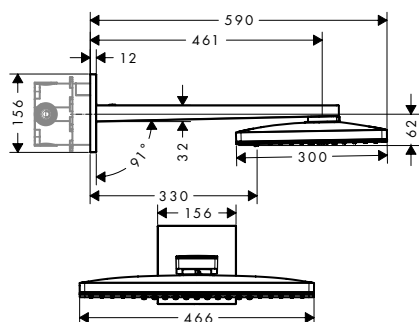
Features of all variants

/ consists of: overhead shower, shower arm, escutcheon
 / material spray disc: metal

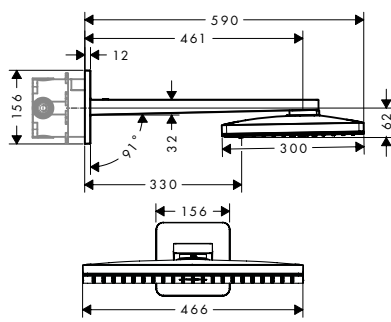
/ shower arm length 460 mm
 / minimum flow pressure: 1,5 bar
 / spray disc removable for cleaning

/ overhead shower removable for cleaning
 / connection dimension: DN15
 / suitable for continuous flow water heaters

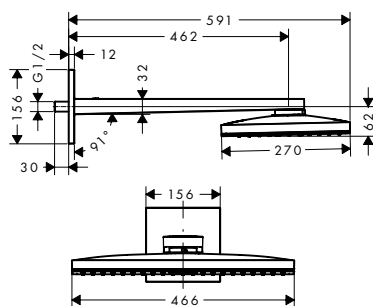
3 spray types



2 spray types



1 spray type



Technologies

Spray types



Overview variants

shower head size	number of sprays	spray types	max. flow rate at 3 bar (l/min)	escutcheon	finish	code no.
460/300	3	Rain, RainStream, Mono	18	square	Chrome	35282000
					AXOR FinishPlus*	35282XXX
460/300	3	Rain, RainStream, Mono	18	softsquare	Chrome	35276000
					AXOR FinishPlus*	35276XXX
460/300	2	Rain, RainStream	18	square	Chrome	35280000
					AXOR FinishPlus*	35280XXX
460/300	2	Rain, RainStream	18	softsquare	Chrome	35275000
					AXOR FinishPlus*	35275XXX
460/270	1	Rain	19	square	Chrome	35278000
					AXOR FinishPlus*	35278XXX
460/270	1	Rain	19	softsquare	Chrome	35274000
					AXOR FinishPlus*	35274XXX

Required parts:



Basic set iBox universal

For

35282XXX
 35276XXX
 35280XXX
 35275XXX

code no.

01700180

Overhead showers 3jet, 2jet, 1jet with ceiling connector

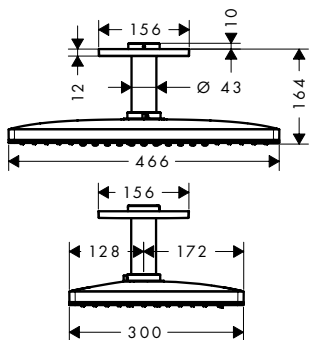
Features of all variants

/ consists of: overhead shower, ceiling connector
 / material spray disc: metal
 / brass ceiling connector
 / ceiling connection length: 100 mm

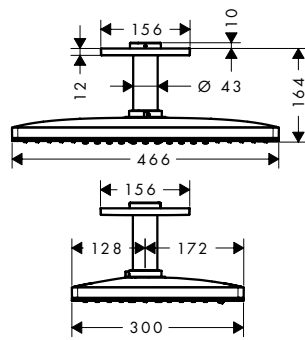
/ minimum flow pressure: 1,5 bar
 / spray disc removable for cleaning
 / overhead shower removable for cleaning
 / installation: ceiling

/ connection dimension: DN15
 / connection type: basic set
 / suitable for continuous flow water heaters

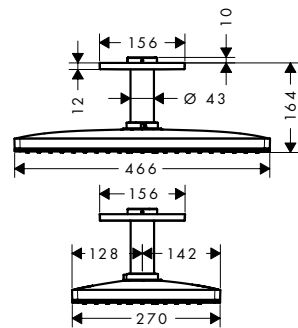
3 spray types



2 spray types



1 spray type



Technologies



Spray types



Overview variants

shower head size	number of sprays	spray types	max. flow rate at 3 bar (l/min)	finish	code no.
460/300	3	Rain, RainStream, Mono	23	Chrome AXOR FinishPlus*	35281000 35281XXX
460/300	2	Rain, RainStream	21	Chrome AXOR FinishPlus*	35279000 35279XXX
460/270	1	Rain	21	Chrome AXOR FinishPlus*	35277000 35277XXX

Required parts:



Basic set for overhead shower with ceiling connector

code no.

26434180

Optional parts:



Extension 230 mm for ceiling connector overhead shower

finish

code no.

Chrome

35288000

AXOR FinishPlus*

35288XXX

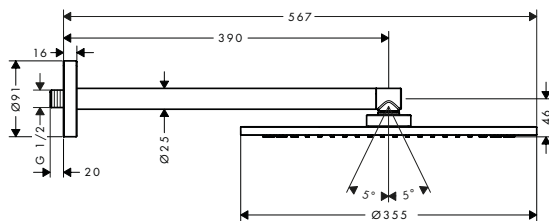
Overhead shower 350 1jet with shower arm

Features

/ consists of: overhead shower, shower arm
 / shower head size: 350 mm
 / spray type: PowderRain
 / ball-joint: overhead shower angle adjustable
 / material spray disc: metal

/ shower arm length 390 mm
 / maximum flow rate at 3 bar: 26 l/min
 / flow rate PowderRain spray (at 3 bar): 26 l/min
 / minimum flow pressure: 1 bar
 / overhead shower removable for cleaning

/ installation: wall
 / connection thread G 1/2
 / connection dimension: DN15
 / suitable for continuous flow water heaters



Technologies



Spray types



finish	code no.
Chrome	26034000
Brushed Nickel	26034820
AXOR FinishPlus*	26034XXX

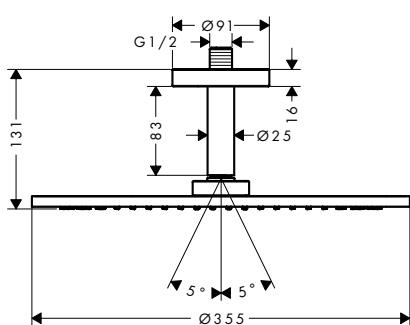
Overhead shower 350 1jet with ceiling connection

Features

/ consists of: overhead shower, ceiling connector
 / shower head size: 350 mm
 / spray type: PowderRain
 / ball-joint: overhead shower angle adjustable
 / material spray disc: metal

/ brass ceiling connector
 / ceiling connection length: 100 mm
 / maximum flow rate at 3 bar: 26 l/min
 / flow rate PowderRain spray (at 3 bar): 26 l/min
 / minimum flow pressure: 1 bar

/ overhead shower removable for cleaning
 / installation: ceiling
 / connection thread G 1/2
 / connection dimension: DN15
 / suitable for continuous flow water heaters



Technologies



Spray types



finish	code no.
Chrome	26035000
Brushed Nickel	26035820
AXOR FinishPlus*	26035XXX

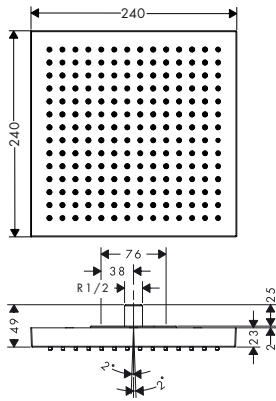
Overhead shower 240/240 1jet ceiling

Features

/ shower head size: 240 x 240 mm
 / spray type: RainAir
 / material spray disc: metal
 / maximum flow rate at 3 bar: 12 l/min

/ flow rate RainAir spray (at 3 bar): 12 l/min
 / flow rate expandable to 25 l/min
 / minimum flow pressure: 2 bar
 / spray disc removable for cleaning

/ installation: flush with the ceiling
 / connection thread G 1/2
 / connection dimension: DN15
 / suitable for continuous flow water heaters



Technologies



Spray types



finish	code no.
Chrome	10924000
AXOR FinishPlus*	10924XXX

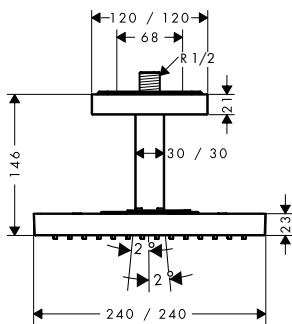
Overhead shower 240/240 1jet with ceiling connection

Features

/ consists of: overhead shower, ceiling connector
 / shower head size: 240 x 240 mm
 / spray type: RainAir
 / material spray disc: metal
 / brass ceiling connector

/ ceiling connection length: 102 mm
 / maximum flow rate at 3 bar: 12 l/min
 / flow rate RainAir spray (at 3 bar): 12 l/min
 / flow rate expandable to 25 l/min
 / minimum flow pressure: 2 bar

/ spray disc removable for cleaning
 / installation: ceiling
 / connection thread G 1/2
 / connection dimension: DN15
 / suitable for continuous flow water heaters



Technologies



Spray types



finish	code no.
Chrome	10929000
AXOR FinishPlus*	10929XXX

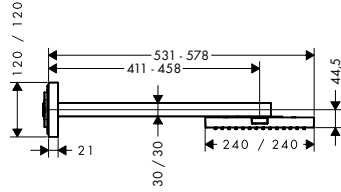
Overhead shower 240/240 1jet with shower arm

Features

/ consists of: overhead shower, shower arm, escutcheon
 / shower head size: 240 x 240 mm
 / spray type: RainAir
 / material spray disc: metal

/ shower arm length metal shower arm 411 - 458 mm
 / maximum flow rate at 3 bar: 12 l/min
 / flow rate RainAir spray (at 3 bar): 12 l/min
 / flow rate expandible to 25 l/min

/ minimum flow pressure: 2 bar
 / spray disc removable for cleaning
 / installation: wall
 / connection dimension: DN15
 / suitable for continuous flow water heaters



Technologies



Spray types



finish	code no.
Chrome	10925000
Brushed Black Chrome	10925340
AXOR FinishPlus*	10925XXX

Required parts:



Basic set for overhead shower 240/240 1jet with shower arm

code no.

10921180

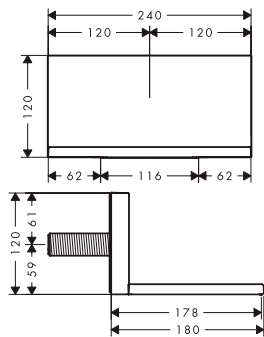
Flood spout 240/120 for concealed installation

Features

/ 1 function
 / projection 180 mm

/ when positioning the spout between waterconducting parts (no.10751000, no.10755000, no.10972000, no.10651000, no.28491000, no.40872000, no.40873000) in joined installation (10 mm distance) it is recommended to use basic set no.10941180

/ can be used as bath spout or flood shower
 / maximum flow rate at 3 bar: 19 l/min
 / connection dimension: DN20
 / spray type: wide flood jet



Technologies



Spray types



finish	code no.
Chrome	10942000
AXOR FinishPlus*	10942XXX

Required parts (choose one)



Basic set for flood spout 240/120 for concealed installation

code no.

10941180

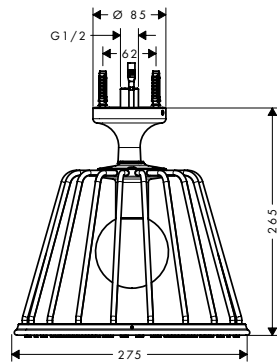
LampShower 275 1jet with ceiling connector

Features

/ consists of: overhead shower, ceiling connector
 / shower head size: 275 mm
 / spray type: Rain
 / ball-joint: overhead shower angle adjustable
 / material spray disc: metal
 / brass ceiling connector
 / ceiling connection length: 120 mm
 / maximum flow rate at 3 bar: 18 l/min
 / flow rate Rain spray (at 3 bar): 18 l/min
 / minimum flow pressure: 2 bar

/ spray zones: special spray image from placed
 inside spray nozzles on the inner diameter
 / spray disc removable for cleaning
 / installation: ceiling
 / connection thread G 1/2
 / connection dimension: DN15
 / with integrated lighting
 / illuminant: LED
 / power supply: 12 V

/ transformer power supply for concealed installa-
 tion 12 V, 18 W
 / input voltage: 100 - 240 V AC / 50 / 60 Hz
 / output voltage: 12 V - DC
 / colour temperature: 2700 K
 / energy efficiency class: contains a light source of
 energy efficiency class G
 / not suitable for continuous flow water heaters
 / TÜV certified



Technologies



Spray types



finish	code no.
Chrome	26032000
AXOR FinishPlus*	26032XXX

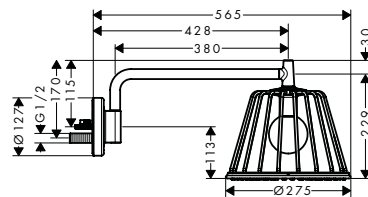
LampShower 275 1jet with shower arm

Features

/ consists of: overhead shower, shower arm
 / shower head size: 275 mm
 / spray type: Rain
 / ball-joint: overhead shower angle adjustable
 / material spray disc: metal
 / shower arm length 380 mm
 / shower arm swivels by 150°
 / maximum flow rate at 3 bar: 13 l/min
 / flow rate Rain spray (at 3 bar): 13 l/min
 / minimum flow pressure: 2 bar

/ spray zones: special spray image from placed
 inside spray nozzles on the inner diameter
 / spray disc removable for cleaning
 / installation: wall
 / connection thread G 1/2
 / connection dimension: DN15
 / with integrated lighting
 / illuminant: LED
 / power supply: 12 V

/ transformer power supply for concealed installa-
 tion 12 V, 18 W
 / input voltage: 100 - 240 V AC / 50 / 60 Hz
 / output voltage: 12 V - DC
 / colour temperature: 2700 K
 / energy efficiency class: contains a light source of
 energy efficiency class G
 / not suitable for continuous flow water heaters
 / TÜV certified



Technologies



Spray types



finish	code no.
Chrome	26031000
AXOR FinishPlus*	26031XXX

Optional parts:



Basic set for LampShower 275 1jet with
 shower arm and overhead shower 240
 2jet with shower arm

code no.
 26909180

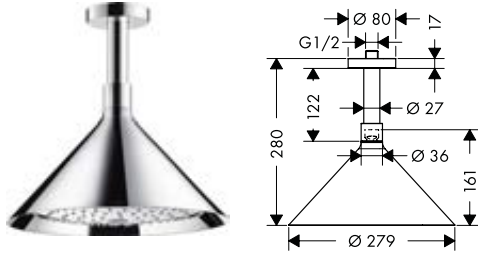
Overhead shower 240 2jet with ceiling connector

Features

- / consists of: overhead shower, ceiling connector
- / shower head size: 279 mm
- / spray type: Rain, RainAir
- / Select button on overhead shower
- / ball-joint: overhead shower angle adjustable
- / material spray disc: metal

- / brass ceiling connector
- / ceiling connection length: 139 mm
- / maximum flow rate at 3 bar: 17 l/min
- / flow rate Rain spray (at 3 bar): 17 l/min
- / flow rate RainAir spray (at 3 bar): 16 l/min
- / minimum flow pressure: 1 bar

- / spray disc removable for cleaning
- / installation: ceiling
- / connection thread G 1/2
- / connection dimension: DN15
- / suitable for continuous flow water heaters



Technologies



Spray types



finish	code no.
Chrome	26022000
AXOR FinishPlus*	26022XXX

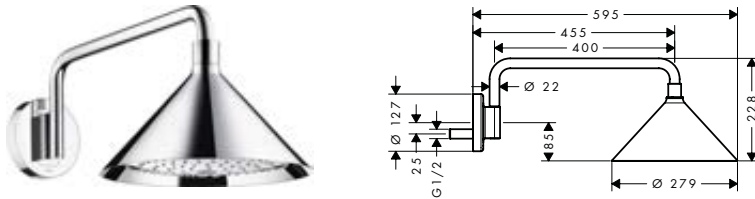
Overhead shower 240 2jet with shower arm

Features

- / consists of: overhead shower, shower arm
- / shower head size: 279 mm
- / spray type: Rain, RainAir
- / Select button on overhead shower
- / ball-joint: overhead shower angle adjustable
- / material spray disc: metal

- / shower arm length 400 mm
- / shower arm swivels by 150°
- / maximum flow rate at 3 bar: 15 l/min
- / flow rate Rain spray (at 3 bar): 15 l/min
- / flow rate RainAir spray (at 3 bar): 15 l/min
- / function from: 8 l/min

- / minimum flow pressure: 1 bar
- / spray disc removable for cleaning
- / installation: wall
- / connection thread G 1/2
- / connection dimension: DN15
- / suitable for continuous flow water heaters



Technologies



Spray types



finish	code no.
Chrome	26021000
AXOR FinishPlus*	26021XXX

Optional parts: code no.



Basic set for LampShower 275 1jet with shower arm and overhead shower 240 2jet with shower arm

26909180

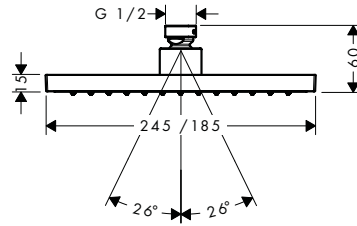
Overhead showers | jet

Features of all variants

/ shower head size: 245 x 185 mm
 / spray type: Rain
 / ball-joint: overhead shower angle adjustable

/ material spray disc: metal
 / overhead shower removable for cleaning
 / installation: ceiling or wall

/ connection thread G 1/2
 / suitable for continuous flow water heaters



Sustainability



Technologies



Spray types



Overview variants

















	max. flow rate at 3 bar (l/min)	min. flow pressure (bar)	finish	code no.
	7.4	0.8	Chrome NEW 35374000	
			Brushed Black Chrome NEW 35374340	
			Matt Black NEW 35374670	
			AXOR FinishPlus* NEW 35374XXX	
	5.2	0.6	Chrome NEW 35387000	
			Brushed Black Chrome NEW 35387340	
			Matt Black NEW 35387670	
			AXOR FinishPlus* NEW 35387XXX	
	10.1	0.8	Chrome NEW 35373000	
			Brushed Black Chrome NEW 35373340	
			Matt Black NEW 35373670	
			AXOR FinishPlus* NEW 35373XXX	

Required parts (choose one)

	finish	code no.
Shower arm 390 mm square	Chrome NEW 26436000	
	Brushed Black Chrome NEW 26436340	
	Matt Black NEW 26436670	
	AXOR FinishPlus* NEW 26436XXX	
Ceiling connector 100 mm square	Chrome NEW 26437000	
	Brushed Black Chrome NEW 26437340	
	Matt Black NEW 26437670	
	AXOR FinishPlus* NEW 26437XXX	
Ceiling connector 300 mm square	Chrome NEW 26438000	
	Brushed Black Chrome NEW 26438340	
	Matt Black NEW 26438670	
	AXOR FinishPlus* NEW 26438XXX	

For more information on this product, see the next page.

Overhead showers 1jet

 Required parts (choose one)		finish		code no.
	Shower arm 390 mm softsquare	 Chrome	NEW	26967000
		 Brushed Black Chrome	NEW	26967340
		 Matt Black	NEW	26967670
		 AXOR FinishPlus*	NEW	26967XXX
	Ceiling connector 100 mm softsquare	 Chrome	NEW	26965000
		 Brushed Black Chrome	NEW	26965340
		 Matt Black	NEW	26965670
		 AXOR FinishPlus*	NEW	26965XXX
	Ceiling connector 300 mm softsquare	 Chrome	NEW	26966000
		 Brushed Black Chrome	NEW	26966340
		 Matt Black	NEW	26966670
		 AXOR FinishPlus*	NEW	26966XXX

Overhead showers | jet

Features of all variants

/ shower head size: 220 mm

/ spray type: Rain

/ ball-joint: overhead shower angle adjustable

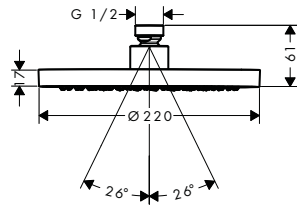
/ material spray disc: metal

/ overhead shower removable for cleaning

/ installation: ceiling or wall

/ connection thread G 1/2

/ suitable for continuous flow water heaters



Sustainability



Technologies



Spray types



Overview variants

















	max. flow rate at 3 bar (l/min)	min. flow pressure (bar)	finish	code no.
	9	0.8	Chrome NEW 35383000	
			Brushed Black Chrome NEW 35383340	
			Matt Black NEW 35383670	
			AXOR FinishPlus* NEW 35383XXX	
	5.6	0.6	Chrome NEW 35388000	
			Brushed Black Chrome NEW 35388340	
			Matt Black NEW 35388670	
			AXOR FinishPlus* NEW 35388XXX	
	10.1	0.8	Chrome NEW 35382000	
			Brushed Black Chrome NEW 35382340	
			Matt Black NEW 35382670	
			AXOR FinishPlus* NEW 35382XXX	

Required parts (choose one)

	finish	code no.
Shower arm 390 mm	Chrome 26431000	
	Brushed Black Chrome 26431340	
	Matt Black NEW 26431670	
	AXOR FinishPlus* 26431XXX	
Ceiling connector 100 mm	Chrome 26432000	
	Brushed Black Chrome 26432340	
	Matt Black NEW 26432670	
	AXOR FinishPlus* 26432XXX	
Ceiling connector 300 mm	Chrome 26433000	
	Brushed Black Chrome 26433340	
	Matt Black NEW 26433670	
	AXOR FinishPlus* 26433XXX	

For more information on this product, see the next page.

Overhead showers 1jet

 Required parts (choose one)		finish		code no.
	Shower arm 390 mm softsquare	 Chrome	NEW	26967000
		 Brushed Black Chrome	NEW	26967340
		 Matt Black	NEW	26967670
		 AXOR FinishPlus*	NEW	26967XXX
	Ceiling connector 100 mm softsquare	 Chrome	NEW	26965000
		 Brushed Black Chrome	NEW	26965340
		 Matt Black	NEW	26965670
		 AXOR FinishPlus*	NEW	26965XXX
	Ceiling connector 300 mm softsquare	 Chrome	NEW	26966000
		 Brushed Black Chrome	NEW	26966340
		 Matt Black	NEW	26966670
		 AXOR FinishPlus*	NEW	26966XXX

Overhead showers | jet

Features of all variants

/ shower head size: 245 mm

/ spray type: Rain

/ ball-joint: overhead shower angle adjustable

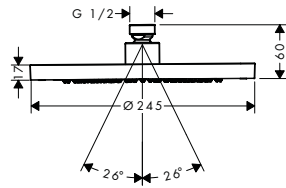
/ material spray disc: metal

/ overhead shower removable for cleaning

/ installation: ceiling or wall

/ connection thread G 1/2

/ suitable for continuous flow water heaters



Sustainability



Technologies



Spray types



Overview variants

















	max. flow rate at 3 bar (l/min)	min. flow pressure (bar)	finish	code no.
	9	0.8	Chrome	NEW 35381000
			Brushed Black Chrome	NEW 35381340
			Matt Black	NEW 35381670
			AXOR FinishPlus*	NEW 35381XXX
	5.2	0.6	Chrome	NEW 35389000
			Brushed Black Chrome	NEW 35389340
			Matt Black	NEW 35389670
			AXOR FinishPlus*	NEW 35389XXX
	10.1	0.8	Chrome	NEW 35380000
			Brushed Black Chrome	NEW 35380340
			Matt Black	NEW 35380670
			AXOR FinishPlus*	NEW 35380XXX

Required parts (choose one)

	finish	code no.
Shower arm 390 mm	Chrome	26431000
	Brushed Black Chrome	26431340
	Matt Black	NEW 26431670
	AXOR FinishPlus*	26431XXX
Ceiling connector 100 mm	Chrome	26432000
	Brushed Black Chrome	26432340
	Matt Black	NEW 26432670
	AXOR FinishPlus*	26432XXX
Ceiling connector 300 mm	Chrome	26433000
	Brushed Black Chrome	26433340
	Matt Black	NEW 26433670
	AXOR FinishPlus*	26433XXX

For more information on this product, see the next page.

Overhead showers 1 jet

 Required parts (choose one)		finish		code no.
	Shower arm 390 mm softsquare	 Chrome	NEW	26967000
		 Brushed Black Chrome	NEW	26967340
		 Matt Black	NEW	26967670
		 AXOR FinishPlus*	NEW	26967XXX
	Ceiling connector 100 mm softsquare	 Chrome	NEW	26965000
		 Brushed Black Chrome	NEW	26965340
		 Matt Black	NEW	26965670
		 AXOR FinishPlus*	NEW	26965XXX
	Ceiling connector 300 mm softsquare	 Chrome	NEW	26966000
		 Brushed Black Chrome	NEW	26966340
		 Matt Black	NEW	26966670
		 AXOR FinishPlus*	NEW	26966XXX

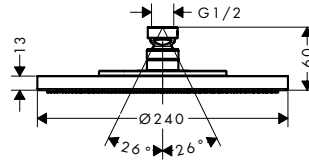
Overhead shower 240 1jet

Features

/ shower head size: 240 mm
 / spray type: RainAir
 / ball-joint: overhead shower angle adjustable
 / material spray disc: metal

/ maximum flow rate at 3 bar: 19 l/min
 / flow rate RainAir spray (at 3 bar): 19 l/min
 / minimum flow pressure: 1,5 bar
 / spray disc removable for cleaning

/ installation: ceiling or wall
 / connection thread G 1/2
 / connection dimension: DN15
 / suitable for continuous flow water heaters



Technologies



Spray types



finish	code no.
Chrome	28494000
Brushed Bronze	28494140
Brushed Black Chrome	28494340
Brushed Nickel	28494820
Polished Gold Optic	28494990
AXOR FinishPlus*	28494XXX

Required parts (choose one)


Shower arm 390 mm

finish	code no.
Chrome	26431000
Brushed Bronze	26431140
Brushed Black Chrome	26431340
Brushed Nickel	26431820
Polished Gold Optic	26431990
AXOR FinishPlus*	26431XXX



Ceiling connector 100 mm

Chrome	26432000
Brushed Bronze	26432140
Brushed Black Chrome	26432340
Brushed Nickel	26432820
Polished Gold Optic	26432990
AXOR FinishPlus*	26432XXX



Ceiling connector 300 mm

Chrome	26433000
Brushed Bronze	26433140
Brushed Black Chrome	26433340
Brushed Nickel	26433820
Polished Gold Optic	26433990
AXOR FinishPlus*	26433XXX

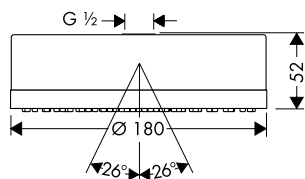
Overhead shower 180 1jet

Features

- / shower head size: 180 mm
- / spray type: RainAir
- / ball-joint: overhead shower angle adjustable
- / material spray disc: metal

- / maximum flow rate at 3 bar: 24 l/min
- / flow rate RainAir spray (at 3 bar): 24 l/min
- / minimum flow pressure: 1,5 bar
- / spray disc removable for cleaning

- / installation: ceiling or wall
- / connection thread G 1/2
- / connection dimension: DN15
- / suitable for continuous flow water heaters



Technologies



Spray types



finish	code no.
Chrome	28489000
Brushed Bronze	28489140
Brushed Black Chrome	28489340
Brushed Nickel	28489820
Polished Gold Optic	28489990
AXOR FinishPlus*	28489XXX

Optional parts:



Shower arm 390 mm

finish	code no.
Chrome	26431000
Brushed Bronze	26431140
Brushed Black Chrome	26431340
Brushed Nickel	26431820
Polished Gold Optic	26431990
AXOR FinishPlus*	26431XXX



Ceiling connector 100 mm

Chrome	26432000
Brushed Bronze	26432140
Brushed Black Chrome	26432340
Brushed Nickel	26432820
Polished Gold Optic	26432990
AXOR FinishPlus*	26432XXX



Ceiling connector 300 mm

Chrome	26433000
Brushed Bronze	26433140
Brushed Black Chrome	26433340
Brushed Nickel	26433820
Polished Gold Optic	26433990
AXOR FinishPlus*	26433XXX

Overhead showers | jet

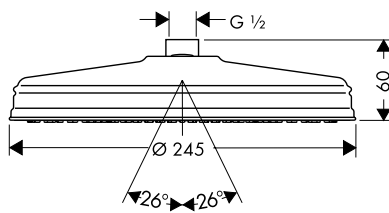
Features of all variants

/ spray type: RainAir
 / ball-joint: overhead shower angle adjustable
 / material spray disc: metal

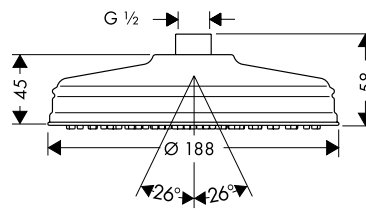
/ minimum flow pressure: 1,5 bar
 / spray disc removable for cleaning
 / installation: ceiling or wall

/ connection thread G 1/2
 / connection dimension: DN15
 / suitable for continuous flow water heaters

240



180






Technologies Spray types



Overview variants

shower head size	max. flow rate at 3 bar (l/min)	finish	code no.
240	17	Chrome	28474000
		Brushed Black Chrome	28474340
		Brushed Nickel	28474820
		AXOR FinishPlus*	28474XXX
180	18	Chrome	28487000
		Brushed Black Chrome	28487340
		Brushed Nickel	28487820
		AXOR FinishPlus*	28487XXX

Optional parts:

	finish	code no.
 Shower arm 389 mm	Chrome	27348000
	Brushed Black Chrome	27348340
	Brushed Nickel	27348820
	AXOR FinishPlus*	27348XXX
 Ceiling connector 100 mm	Chrome	26432000
	Brushed Black Chrome	26432340
	Brushed Nickel	26432820
	AXOR FinishPlus*	26432XXX
 Ceiling connector 300 mm	Chrome	26433000
	Brushed Black Chrome	26433340
	Brushed Nickel	26433820
	AXOR FinishPlus*	26433XXX

* AXOR FinishPlus: For further AXOR FinishPlus surfaces please see the AXOR FinishPlus overview on page 24.

Ceiling connectors

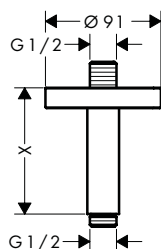
Features of all variants

/ installation type: exposed installation

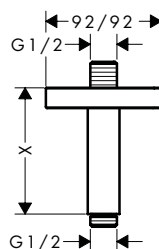
/ material: brass

/ connection type: G 1/2

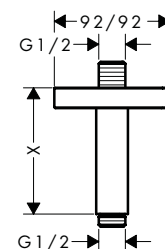
round



square



softsquare



Overview variants

length (mm)	shape	finish	code no.
300	round	Chrome	26433000
		Brushed Bronze	26433140
		Brushed Black Chrome	26433340
		Matt Black NEW	26433670
		Brushed Nickel	26433820
		Polished Gold Optic	26433990
		AXOR FinishPlus*	26433XXX
		100	round
Brushed Bronze	26432140		
Brushed Black Chrome	26432340		
Matt Black NEW	26432670		
Brushed Nickel	26432820		
Polished Gold Optic	26432990		
AXOR FinishPlus*	26432XXX		
300	square		
		Brushed Black Chrome NEW	26438340
		Matt Black NEW	26438670
		AXOR FinishPlus* NEW	26438XXX
100	square	Chrome NEW	26437000
		Brushed Black Chrome NEW	26437340
		Matt Black NEW	26437670
		AXOR FinishPlus* NEW	26437XXX
300	softsquare	Chrome NEW	26966000
		Brushed Black Chrome NEW	26966340
		Matt Black NEW	26966670
		AXOR FinishPlus* NEW	26966XXX
100	softsquare	Chrome NEW	26965000
		Brushed Black Chrome NEW	26965340
		Matt Black NEW	26965670
		AXOR FinishPlus* NEW	26965XXX

Measurements within scale drawings are in mm.

Technical specifications and units of measure are subject to change.

Ceiling connectors

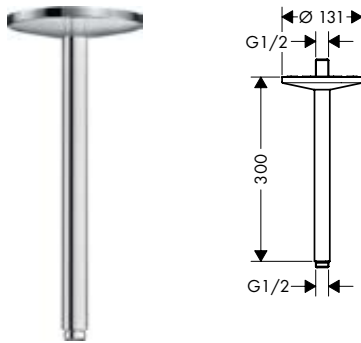
Features of all variants

/ length: 300 mm

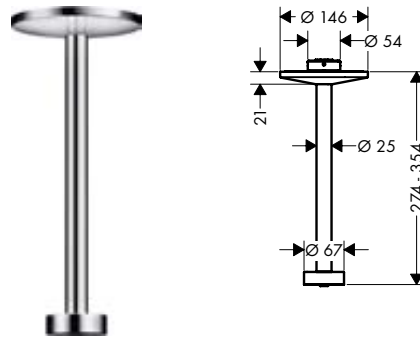
/ material: solid brass

/ connection type: G 1/2

for overhead shower 280 1jet



for overhead shower 280 2jet



Overview variants

special	finish	code no.
for overhead shower 280 1jet	Chrome	48495000
	Brushed Bronze	48495140
	Brushed Black Chrome	48495340
	Matt Black	48495670
	Polished Gold Optic	48495990
	AXOR FinishPlus*	48495XXX
for overhead shower 280 2jet	Chrome	48496000
	Brushed Bronze	48496140
	Brushed Black Chrome	48496340
	Matt Black	48496670
	Polished Gold Optic	48496990
	AXOR FinishPlus*	48496XXX

Shower arms

Features of all variants

/ length: 390 mm
/ installation type: exposed installation

/ material: brass
/ connection type: G 1/2

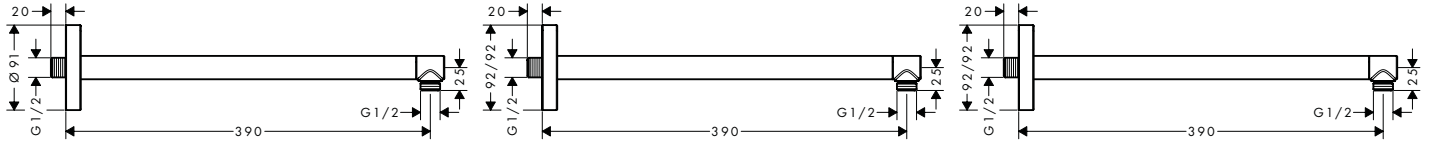
round



square



softsquare



Overview variants

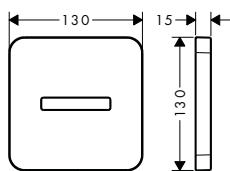
shape	finish	code no.
round	Chrome	26431000
	Brushed Bronze	26431140
	Brushed Black Chrome	26431340
	Matt Black NEW	26431670
	Brushed Nickel	26431820
	Polished Gold Optic	26431990
	AXOR FinishPlus*	26431XXX
	square	Chrome NEW
Brushed Black Chrome NEW		26436340
Matt Black NEW		26436670
AXOR FinishPlus* NEW		26436XXX
softsquare		Chrome NEW
	Brushed Black Chrome NEW	26967340
	Matt Black NEW	26967670
	AXOR FinishPlus* NEW	26967XXX

Escutcheon softsquare

Features

/ material: metal

/ wall-mounted



finish		code no.
Chrome	NEW	35214000
Matt Black	NEW	35214670
AXOR Finish-Plus*		35214XXX

Optional parts:



Overhead shower 300 2jet with shower arm

finish		code no.
Chrome		35303000
Matt Black	NEW	35303670
AXOR FinishPlus*		35303XXX



Overhead shower 300 1jet with shower arm

finish		code no.
Chrome		35300000
Matt Black	NEW	35300670
AXOR FinishPlus*		35300XXX



Overhead shower 300/300 2jet with shower arm

finish		code no.
Chrome		35318000
AXOR FinishPlus*		35318XXX



Overhead shower 300/300 1jet with shower arm

finish		code no.
Chrome		35314000
AXOR FinishPlus*		35314XXX



Overhead shower 250 2jet with shower arm

finish		code no.
Chrome		35296000
AXOR FinishPlus*		35296XXX



Overhead shower 250 1jet with shower arm

finish		code no.
Chrome		35284000
AXOR FinishPlus*		35284XXX



Overhead shower 250/250 2jet with shower arm

finish		code no.
Chrome		35310000
AXOR FinishPlus*		35310XXX



Overhead shower 250/250 1jet with shower arm

finish		code no.
Chrome		35306000
AXOR FinishPlus*		35306XXX

Shower arm 389 mm

Features

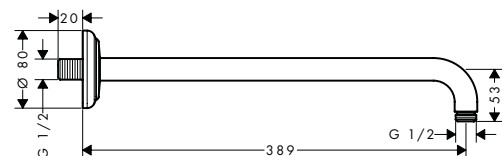
/ length: 389 mm

/ installation type: exposed installation

/ material: brass

/ version: 90° angle

/ connection type: G 1/2



finish		code no.
Chrome		27348000
Brushed Black Chrome		27348340
Brushed Nickel		27348820
AXOR FinishPlus*		27348XXX

* AXOR FinishPlus: For further AXOR FinishPlus surfaces please see the AXOR FinishPlus overview on page 24.

Wall plate square

Features

/ material: metal

/ wall or ceiling mounting



finish	code no.
Chrome	27419000
AXOR FinishPlus*	27419XXX

Shower modules for concealed installation

Features of all variants

/ shower head size: 120 mm

/ spray type: Rain

/ spray angle adjustable in five steps

/ field of application: functions as overhead, shoulder or side shower

/ maximum flow rate at 3 bar: 5,3 l/min

/ flow rate Rain spray (at 3 bar): 5,3 l/min

/ minimum flow pressure: 1 bar

/ connection thread: G 1/2

/ in a joined installation (10 mm distance) the use of basic set no.28486180 is recommended

/ in a freely arranged installation, connection via a G 1/2 connecting thread is possible

/ if installed as an overhead shower

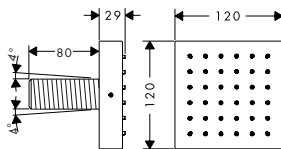
with several joint modules, the use of installation aid no.28470180 is recommended

/ suitable for continuous flow water heaters

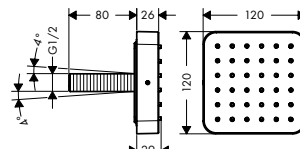
/ connection dimension: DN15

/ material: metal

square



softsquare



Technologies



Spray types



Overview variants

shape	finish	code no.
square	Chrome	28491000
	AXOR FinishPlus*	28491XXX
softsquare	Chrome	36822000
	Brushed Bronze	36822140
	Brushed Black Chrome	36822340
	AXOR FinishPlus*	36822XXX

Optional parts:

		code no.
	Basic set for shower module 120/120 for concealed installation	28486180
	Installation part	28470180

Side showers 1jet

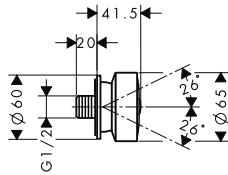
Features of all variants

/ shower head size: 65 mm
 / spray type: Rain
 / spray disc surface: grey
 / side shower angle adjustable

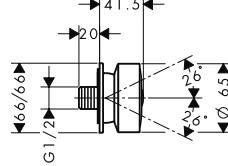
/ maximum flow rate at 3 bar: 5 l/min
 / flow rate Rain spray (at 3 bar): 5 l/min
 / minimum flow pressure: 1,5 bar
 / connection thread: G 1/2

/ suitable for continuous flow water heaters
 / connection dimension: DN15
 / material: metal

round



square



Technologies



Spray types



Overview variants

shape	finish	code no.
round	Chrome	28464000
	AXOR FinishPlus*	28464XXX
square	Chrome	28469000
	AXOR FinishPlus*	28469XXX

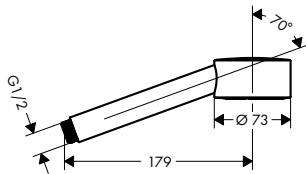
Hand shower 75 1jet EcoSmart

Features

/ shower head size: 73 mm
 / spray type: PowderRain
 / maximum flow rate at 3 bar: 9,1 l/min
 / minimum flow pressure: 0,8 bar

/ material: metal
 / with internal water conduction
 / rinseable screen seal
 / connection thread G 1/2

/ connection dimension: DN15
 / suitable for continuous flow water heaters



Sustainability



Technologies



Spray types



finish	code no.
Chrome	48651000
Brushed Bronze	48651140
Brushed Black Chrome	48651340
Matt Black	48651670
Polished Gold Optic	48651990
AXOR FinishPlus*	48651XXX

*AXOR FinishPlus: For further AXOR FinishPlus surfaces please see the AXOR FinishPlus overview on page 24.

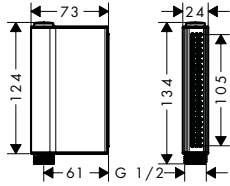
Hand shower 2jet

Features

- / shower head size: 124 x 24 mm
- / spray type: Rain, flood spray
- / convenient spray selection via Select button
- / maximum flow rate at 3 bar: 12 l/min
- / flow rate Mono spray (at 3 bar): 12 l/min

- / flow rate Rain spray (at 3 bar): 12 l/min
- / minimum flow pressure: 2,4 bar
- / with internal water conduction
- / rinseable screen seal
- / connection thread G 1/2

- / connection dimension: DN15
- / suitable for continuous flow water heaters
- / not recommended for rim-/ tile-mounted mixers



Technologies



Spray types



finish	code no.
Chrome	45720000
Brushed Bronze	45720140
Brushed Black Chrome	45720340
Matt Black	45720670
Polished Gold Optic	45720990
AXOR FinishPlus*	45720XXX

Baton hand showers 2jet, 1jet

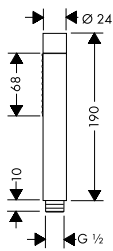
Features of all variants

- / shower head size: 68 x 24 mm
- / minimum flow pressure: 1 bar

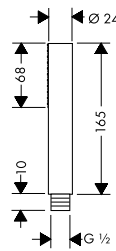
- / rinseable screen seal
- / connection thread G 1/2

- / connection dimension: DN15
- / suitable for continuous flow water heaters

2 spray types



1 spray type



Sustainability



Technologies



Spray types



Overview variants

number of sprays	spray types	max. flow rate at 3 bar (l/min)	finish	code no.
2	Rain, Mono	16.2	<ul style="list-style-type: none"> Chrome Brushed Bronze Brushed Black Chrome Matt Black Brushed Nickel Polished Gold Optic AXOR FinishPlus* 	<ul style="list-style-type: none"> 28532000 28532140 28532340 28532670 28532820 28532990 28532XXX
1	Rain	8	<ul style="list-style-type: none"> Chrome Brushed Bronze Brushed Black Chrome Brushed Nickel Polished Gold Optic AXOR FinishPlus* 	<ul style="list-style-type: none"> 10531000 10531140 10531340 10531820 10531990 10531XXX

Measurements within scale drawings are in mm.

Technical specifications and units of measure are subject to change.

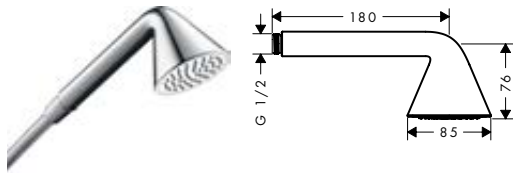
Hand shower 85 1jet

Features

/ shower head size: 85 mm
 / spray type: Rain
 / maximum flow rate at 3 bar: 9 l/min
 / flow rate Rain spray (at 3 bar): 9 l/min

/ minimum flow pressure: 1 bar
 / with internal water conduction
 / rinseable screen seal
 / connection thread G 1/2

/ connection dimension: DN15
 / suitable for continuous flow water heaters



Sustainability



Technologies



Spray types



finish	code no.
Chrome	26025000
AXOR FinishPlus*	26025XXX

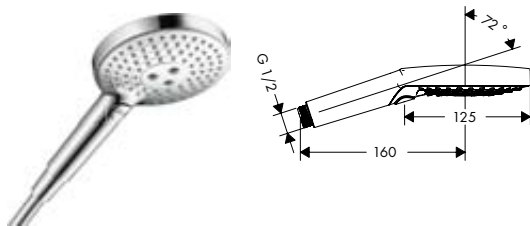
Hand showers 3jet

Features of all variants

/ shower head size: 125 mm
 / spray type: Rain, RainAir, WhirlAir
 / convenient spray selection via Select button

/ with internal water conduction
 / rinseable screen seal
 / connection thread G 1/2

/ connection dimension: DN15
 / suitable for continuous flow water heaters



Sustainability



Technologies



Spray types



Overview variants

max. flow rate at 3 bar (l/min)	min. flow pressure (bar)	finish	code no.
9	1.5	Chrome	26051000
		Matt Black NEW	26051670
		AXOR FinishPlus*	26051XXX
15	1.4	Chrome	26050000
		Brushed Bronze	26050140
		Brushed Black Chrome	26050340
		Matt Black NEW	26050670
		Brushed Nickel	26050820
		Polished Gold Optic	26050990
		AXOR FinishPlus*	26050XXX

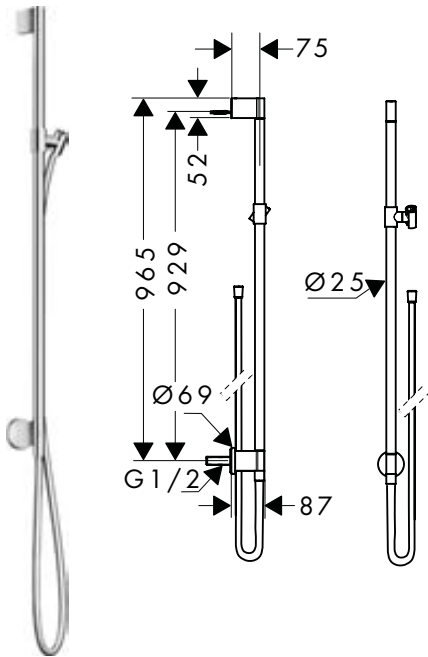
* AXOR FinishPlus: For further AXOR FinishPlus surfaces please see the AXOR FinishPlus overview on page 24.

Shower bar with wall connection and shower hose 1.60 m**Features**

/ consists of: shower bar, slider, wall connector, shower hose
 / pivot connector prevents hose from tangling
 / hose nut: for shower hoses with a conical nut

/ pipe length: 965 mm
 / shower bar diameter: 25 mm
 / profile pipe: round
 / metal hand shower holder

/ slider steplessly adjustable
 / wall supports of metal



finish	code no.
Chrome	48792000
Brushed Bronze	48792140
Brushed Black Chrome	48792340
Matt Black	48792670
Polished Gold Optic	48792990
AXOR FinishPlus*	48792XXX

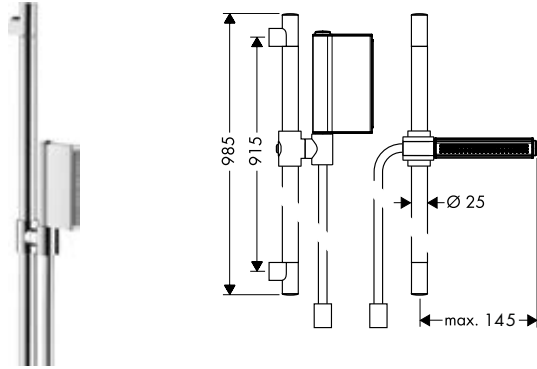
Shower set 0.90 m with hand shower 2jet

Features

- / consists of: hand shower, shower bar, shower hose, slider
- / shower head size: 124 x 24 mm
- / spray type: Rain, flood spray
- / convenient spray selection via Select button
- / AXOR Starck wall bar 0.90 m

- / maximum flow rate at 3 bar: 12 l/min
- / minimum flow pressure: 2,5 bar
- / operating pressure: min. 0.25 MPa/max. 1.0 MPa
- / shower hose with cylindrical nut on both ends
- / pivot joints on shower and fixed side
- / wall mounting: screw fastening

- / wall supports made of plastic
- / pipe length: 985 mm
- / shower bar diameter: 25 mm
- / profile pipe: round
- / drilling distance 915 mm



Technologies



Spray types



finish	code no.
Chrome	45722000
Brushed Bronze	45722140
Brushed Black Chrome	45722340
Polished Gold Optic	45722990
AXOR FinishPlus*	45722XXX

Optional parts:



Wall bar spacer for Unica wall bar D

finish	code no.
Chrome	96186000

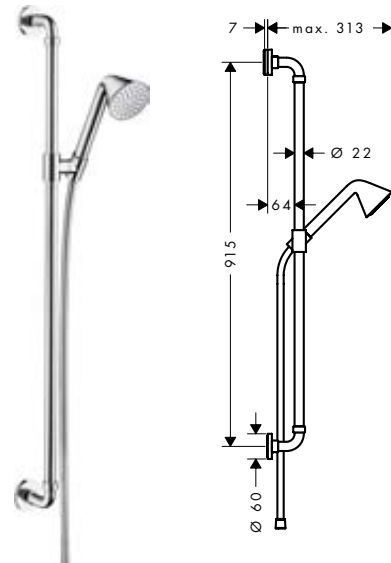
Shower set 0.90 m with hand shower 85 1jet EcoSmart

Features

- / consists of: hand shower, shower bar, shower hose, slider
- / shower head size: 85 mm
- / spray type: Rain
- / support for shower hose with conical nuts

- / maximum flow rate at 3 bar: 9 l/min
- / minimum flow pressure: 1 bar
- / operating pressure: min. 1 bar/max. 6 bar
- / pivot connector prevents hose from tangling
- / wall mounting: screw fastening

- / wall supports of metal
- / pipe length: 1065 mm
- / shower bar diameter: 22 mm
- / profile pipe: round
- / drilling distance 915 mm



Sustainability



Technologies



Spray types



finish	code no.
Chrome	26023000
AXOR FinishPlus*	26023XXX

Shower sets 2jet, 1jet

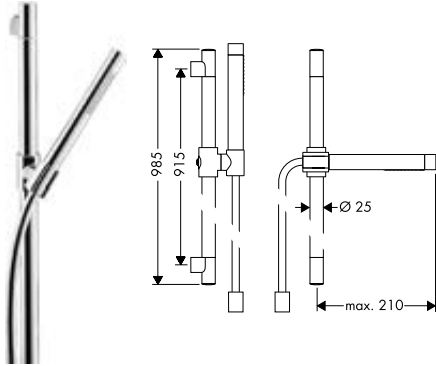
Features of all variants

/ consists of: baton hand shower, shower bar, shower hose, slider
 / shower head size: 70 mm
 / minimum flow pressure: 1 bar
 / operating pressure: min. 1 bar/max. 6 bar

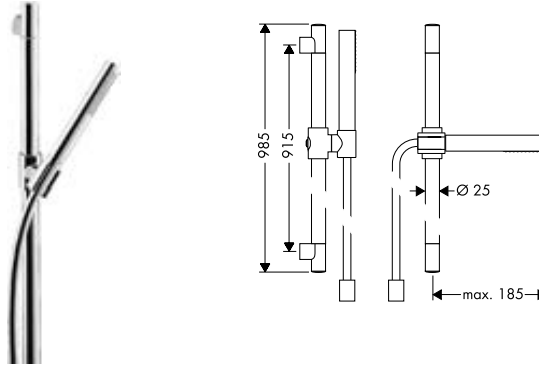
/ shower hose with cylindrical nut on both ends
 / pivot connector prevents hose from tangling
 / wall mounting: screw fastening
 / wall supports made of plastic
 / pipe length: 985 mm

/ shower bar diameter: 25 mm
 / profile pipe: round
 / drilling distance 915 mm

2 spray types



1 spray type



Sustainability



Technologies



Spray types



Overview variants

number of sprays	spray types	max. flow rate at 3 bar (l/min)	finish	code no.
2	Rain, Mono	16.2	Chrome	27980000
			Brushed Bronze	27980140
			Brushed Black Chrome	27980340
			Brushed Nickel	27980820
			Polished Gold Optic	27980990
			AXOR FinishPlus*	27980XXX
			1	Rain
			Brushed Bronze	27983140
			Brushed Black Chrome	27983340
			Brushed Nickel	27983820
			Polished Gold Optic	27983990
			AXOR FinishPlus*	27983XXX

Optional parts:



Wall bar spacer for Unica wall bar D

finish	code no.
Chrome	96186000

* AXOR FinishPlus: For further AXOR FinishPlus surfaces please see the AXOR FinishPlus overview on page 24.

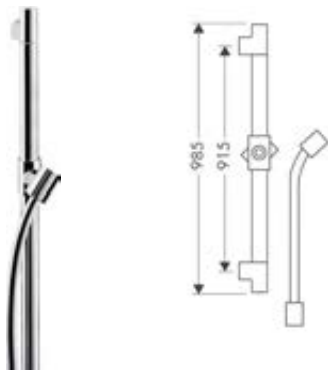
Shower bar 0.90 m with shower hose 1.60 m







Features

/ consists of: shower bar, shower hose, slider
/ pipe length: 985 mm

/ shower bar diameter: 25 mm
/ profile pipe: round

/ metal hand shower holder
/ slider steplessly adjustable



finish	code no.
 Chrome	27830000
 Brushed Bronze	27830140
 Brushed Black Chrome	27830340
 Brushed Nickel	27830820
 Polished Gold Optic	27830990
 AXOR FinishPlus*	27830XXX

Optional parts:



Wall bar spacer for Unica wall bar D

finish	code no.
 Chrome	96186000

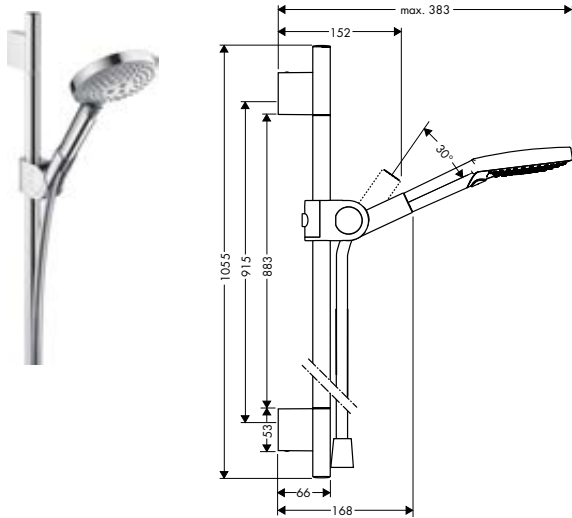
Shower set 0.90 m with hand shower 120 3jet

Features

/ consists of: hand shower, shower bar, shower hose, slider
 / shower head size: 120 mm
 / spray type: Rain, RainAir, WhirlAir
 / convenient spray selection via Select button
 / inclination angle can be adjusted by 30°

/ wall bar 0.90 m
 / support for shower hose with conical nuts
 / maximum flow rate at 3 bar: 15 l/min
 / minimum flow pressure: 1 bar
 / operating pressure: min. 1 bar/max. 10 bar
 / pivot connector prevents hose from tangling

/ wall mounting: screw fastening
 / wall supports of metal
 / pipe length: 1055 mm
 / profile pipe: round
 / drilling distance 915 mm



Technologies



Spray types



finish	code no.
Chrome	27987000
Brushed Bronze	27987140
Brushed Black Chrome	27987340
Brushed Nickel	27987820
Polished Gold Optic	27987990
AXOR FinishPlus*	27987XXX

Optional parts:	finish	code no.
Wall bar spacer	Light Grey	96397000
Corner fitting set	Chrome	28693000
	AXOR FinishPlus*	28693XXX

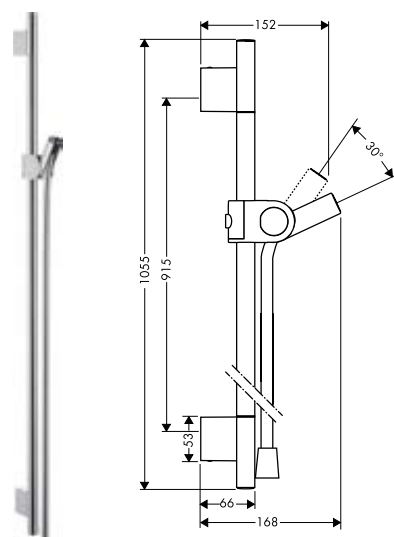
Shower bar 0.90 m with shower hose 1.60 m

Features

/ consists of: shower bar, shower hose, slider
 / pipe length: 1055 mm
 / shower bar diameter: 22 mm

/ profile pipe: round
 / metal hand shower holder
 / hand shower holder with locking mechanism

/ slider steplessly adjustable







finish	code no.
Chrome	27989000
Brushed Bronze	27989140
Brushed Black Chrome	27989340
Brushed Nickel	27989820
Polished Gold Optic	27989990
AXOR FinishPlus*	27989XXX

For more information on this product, see the next page.

* AXOR FinishPlus: For further AXOR FinishPlus surfaces please see the AXOR FinishPlus overview on page 24.

AXOR Showers | Shower bar

Shower bar 0.90 m with shower hose 1.60 m

Optional parts:	finish	code no.
 Corner fitting set	 Chrome	28693000
	 AXOR FinishPlus*	28693XXX
 Wall bar spacer	Light Grey	96397000

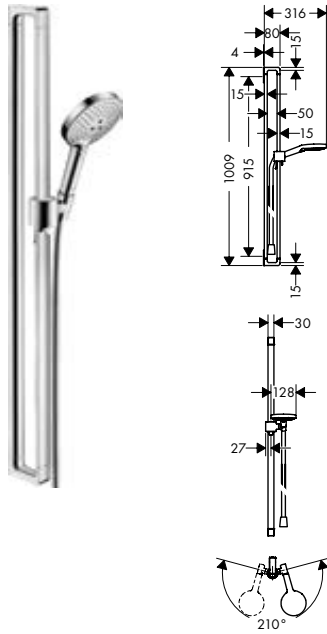
Shower set 0.90 m with hand shower 120 3jet

Features

- / consists of: hand shower, shower bar, shower hose, slider
- / shower head size: 120 mm
- / spray type: Rain, RainAir, WhirlAir
- / convenient spray selection via Select button

- / maximum flow rate at 3 bar: 15 l/min
- / minimum flow pressure: 1 bar
- / operating pressure: min. 1 bar/max. 6 bar
- / pivot connector prevents hose from tangling
- / wall mounting: screw fastening

- / wall supports of metal
- / pipe length: 1009 mm
- / bar width: 30 mm
- / drilling distance 915 mm



Technologies



Spray types



finish	code no.
Chrome	36735000
Brushed Bronze	36735140
Brushed Black Chrome	36735340
Brushed Nickel	36735820
Polished Gold Optic	36735990
AXOR FinishPlus*	36735XXX

Optional parts:



Cover for rail

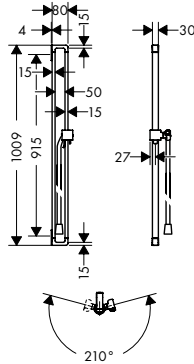
finish	code no.
Chrome	42871000
Brushed Bronze	42871140
Brushed Black Chrome	42871340
Brushed Nickel	42871820
Polished Gold Optic	42871990
AXOR FinishPlus*	42871XXX

* AXOR FinishPlus: For further AXOR FinishPlus surfaces please see the AXOR FinishPlus overview on page 24.

Shower bar 0.90 m with shower hose 1.60 m

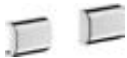
Features

- / consists of: shower bar, shower hose, slider
- / pivot connector prevents hose from tangling
- / support for shower hose with conical nuts
- / hand shower holder moves sideways, up/down and pivots
- / pipe length: 1009 mm
- / bar width: 30 mm
- / profile pipe: square
- / metal hand shower holder
- / slider steplessly adjustable
- / silent inclination angle adjustment
- / wall supports of metal



finish	code no.
Chrome	36736000
Brushed Bronze	36736140
Brushed Black Chrome	36736340
Brushed Nickel	36736820
Polished Gold Optic	36736990
AXOR FinishPlus*	36736XXX

Optional parts:



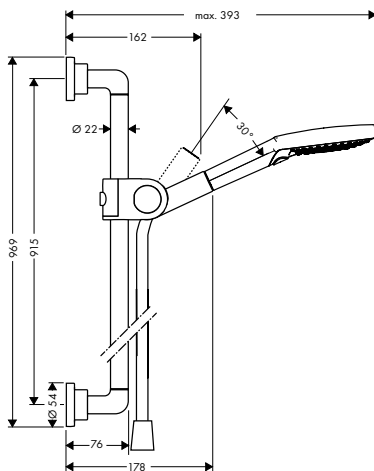
Cover for rail

finish	code no.
Chrome	42871000
Brushed Bronze	42871140
Brushed Black Chrome	42871340
Brushed Nickel	42871820
Polished Gold Optic	42871990
AXOR FinishPlus*	42871XXX

Shower set 0.90 m with hand shower 120 3jet

Features

- / consists of: hand shower, shower bar, shower hose, slider
- / shower head size: 120 mm
- / spray type: Rain, RainAir, WhirlAir
- / convenient spray selection via Select button
- / inclination angle can be adjusted by 30°
- / support for shower hose with conical nuts
- / maximum flow rate at 3 bar: 16 l/min
- / minimum flow pressure: 1 bar
- / operating pressure: min. 1 bar/max. 6 bar
- / pivot connector prevents hose from tangling
- / wall mounting: screw fastening
- / wall supports of metal
- / pipe length: 969 mm
- / shower bar diameter: 22 mm
- / profile pipe: round
- / drilling distance 915 mm



Technologies



Spray types



finish	code no.
Chrome	27991000
Brushed Black Chrome	27991340
AXOR FinishPlus*	27991XXX

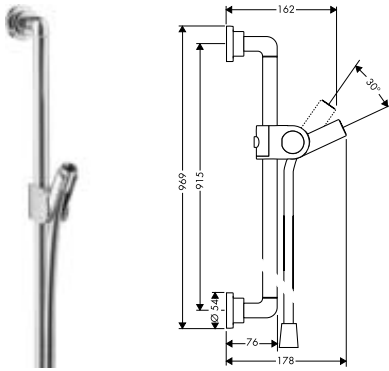
Shower bar 0.90 m with shower hose 1.60 m

Features

/ consists of: shower bar, shower hose, slider
 / pivot connector prevents hose from tangling
 / pipe length: 969 mm

/ shower bar diameter: 25 mm
 / profile pipe: round
 / metal hand shower holder

/ hand shower holder with locking mechanism
 / wall supports of metal



finish	code no.
Chrome	27831000
Brushed Black Chrome	27831340
AXOR FinishPlus*	27831XXX

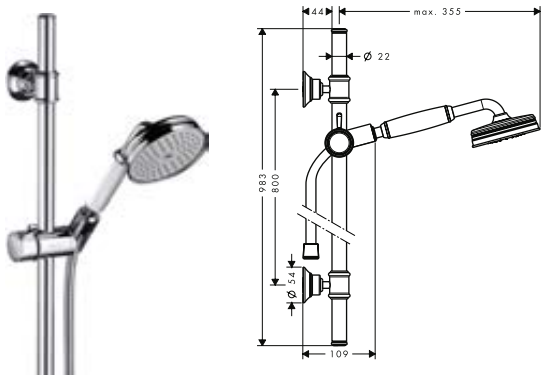
Shower set 0.90 m with hand shower 100 ljet

Features

/ consists of: hand shower, shower bar, shower hose, slider
 / shower head size: 100 mm
 / spray type: RainAir
 / support for shower hose with conical nuts

/ AXOR Montreux wall bar 0.90 m
 / maximum flow rate at 3 bar: 16 l/min
 / minimum flow pressure: 1 bar
 / operating pressure: min. 1 bar/max. 6 bar
 / wall mounting: screw fastening

/ wall supports of metal
 / pipe length: 982 mm
 / shower bar diameter: 25 mm
 / profile pipe: round
 / drilling distance 915 mm



Technologies



Spray types



finish	code no.
Chrome	27982000
Brushed Black Chrome	27982340
Brushed Nickel	27982820
AXOR FinishPlus*	27982XXX

Optional parts:



Corner basket 160/83

finish	code no.
Chrome	42066000
Brushed Black Chrome	42066340
Brushed Nickel	42066820
AXOR FinishPlus*	42066XXX

* AXOR FinishPlus: For further AXOR FinishPlus surfaces please see the AXOR FinishPlus overview on page 24.

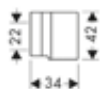
Shower holder

Features

/ fixed holding position

/ for shower hoses with cylindrical nut

/ material: metal



finish	code no.
Chrome	27515000
Brushed Bronze	27515140
Brushed Black Chrome	27515340
Brushed Nickel	27515820
Polished Gold Optic	27515990
AXOR FinishPlus*	27515XXX

Shower holder round

Features

/ fixed holding position

/ for hoses with conical nut

/ material: metal



finish	code no.
Chrome	39525000
Brushed Bronze	39525140
Brushed Black Chrome	39525340
Brushed Nickel	39525820
Polished Gold Optic	39525990
AXOR FinishPlus*	39525XXX

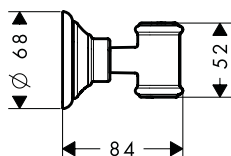
Shower holder

Features

/ fixed holding position

/ for hoses with conical nut

/ material: metal



finish	code no.
Chrome	16325000
Brushed Black Chrome	16325340
Brushed Nickel	16325820
AXOR FinishPlus*	16325XXX

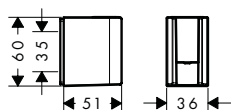
Shower holder

Features

/ fixed holding position

/ for shower hoses with cylindrical nut

/ material: metal



finish	code no.
Chrome	45721000
Brushed Bronze	45721140
Brushed Black Chrome	45721340
Brushed Nickel	45721820
Polished Gold Optic	45721990
AXOR FinishPlus*	45721XXX

Wall outlets

Features of all variants

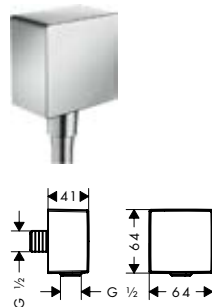
/ non-return valve

/ connection type: G 1/2

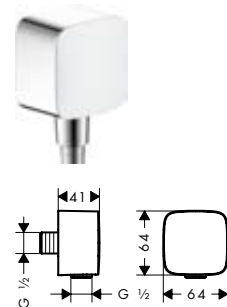
round



square



softsquare



Overview variants

shape	finish	code no.
round	Chrome	27451000
	Brushed Bronze	27451140
	Brushed Black Chrome	27451340
	Brushed Nickel	27451820
	Polished Gold Optic	27451990
	AXOR FinishPlus*	27451XXX
	square	Chrome
Brushed Bronze		36732140
Brushed Black Chrome		36732340
Brushed Nickel		36732820
Polished Gold Optic		36732990
AXOR FinishPlus*		36732XXX
softsquare		Chrome
	Brushed Bronze	36731140
	Brushed Black Chrome	36731340
	Matt Black NEW	36731670
	Brushed Nickel	36731820
	Polished Gold Optic	36731990
	AXOR FinishPlus*	36731XXX

* AXOR FinishPlus: For further AXOR FinishPlus surfaces please see the AXOR FinishPlus overview on page 24.

Wall outlet with non-return valve

Features

/ metal connection angle

/ non-return valve

/ connection type: G 1/2



finish	code no.
Chrome	16884000
Brushed Black Chrome	16884340
Brushed Nickel	16884820

Porter units

Features of all variants

/ integrated support function

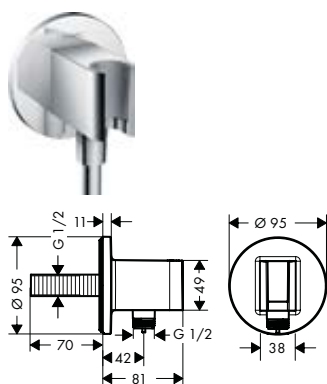
/ metal housing with internal water supply made of plastic

/ non-return valve

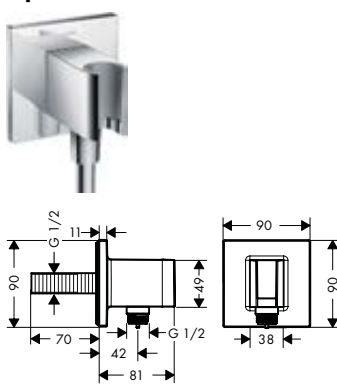
/ connection type: G 1/2

/ for shower hoses with a conical nut

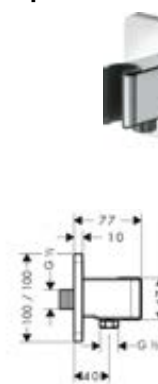
round



square



softsquare



Overview variants

shape	finish	code no.
round	Chrome	36733000
	Brushed Black Chrome	NEW 36733340
	Matt Black	NEW 36733670
	AXOR FinishPlus*	36733XXX
square	Chrome	36734000
	Brushed Black Chrome	NEW 36734340
	Matt Black	NEW 36734670
	AXOR FinishPlus*	36734XXX
softsquare	Chrome	11626000
	Brushed Black Chrome	11626340
	Matt Black	NEW 11626670
	AXOR FinishPlus*	11626XXX

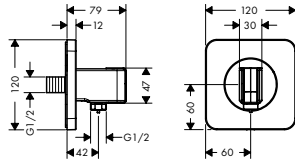
Porter unit 120/120 softsquare

Features

/ integrated support function
 / metal connection angle
 / non-return valve
 / connection type: G 1/2

/ in a joined installation (10 mm distance) we recommend for perfect handling only the horizontal installation
 / in a joined installation (10 mm distance), the basic set no.28486180 must be used

/ in a freely-arranged installation (distance greater than 10 mm), no basic set is required
 / for shower hoses with a conical nut



finish		code no.
	Chrome	36724000
	Brushed Bronze	36724140
	Brushed Black Chrome	36724340
	Matt Black NEW	36724670
	Brushed Nickel	36724820
	Polished Gold Optic	36724990
	AXOR FinishPlus*	36724XXX

Optional parts:



Basic set for shower module 120/120 for concealed installation

code no.

28486180

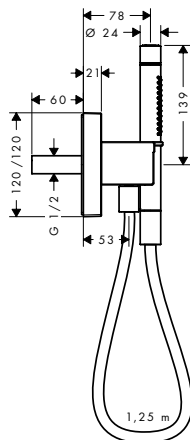
Porter unit 120/120 with baton hand shower 2jet and shower hose

Features

/ consists of: porter unit, baton hand shower, shower holder, shower hose
 / shower head size: 68 x 24 mm
 / integrated support function
 / spray type: Rain, Mono
 / maximum flow rate at 3 bar: 16,2 l/min
 / minimum flow pressure: 1 bar

/ operating pressure: min. 1 bar/max. 10 bar
 / for shower hoses with conical or cylindrical nut on both sides
 / with non-return valve
 / wall mounting: screw fastening
 / rinseable screen seal

/ in a joined installation (10 mm distance), the basic set no.28486180 must be used
 / in a joined installation (10 mm distance) we recommend for perfect handling only the horizontal installation
 / in a freely-arranged installation (distance greater than 10 mm), no basic set is required



Spray types



finish		code no.
	Chrome	12626000
	Brushed Bronze	12626140
	Brushed Black Chrome	12626340
	Brushed Nickel	12626820
	Polished Gold Optic	12626990
	AXOR FinishPlus*	12626XXX

Optional parts:



Basic set for shower module 120/120 for concealed installation

code no.

28486180

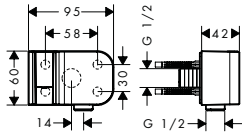
Porter unit

Features

/ for hoses with cylindrical nuts
/ integrated support function

/ metal
/ non-return valve

/ connection type: G 1/2



finish	code no.
Chrome	45723000
Brushed Bronze	45723140
Brushed Black Chrome	45723340
Matt Black	45723670
Brushed Nickel	45723820
Polished Gold Optic	45723990
AXOR FinishPlus*	45723XXX

Metal effect shower hoses

Features of all variants

/ high-quality shower hose with metal effect
/ with plastic coating, easy to clean

/ pivot connector prevents hose from tangling
/ kink-protected

/ connection thread: G ½

conical nut on both sides



cylindrical nut on both sides

















Overview variants

nuts shower hose	length (m)	finish	code no.
conical on both sides	2,00	Chrome	28624000
		Brushed Bronze	28624140
		Brushed Black Chrome	28624340
		Matt Black NEW	28624670
		Brushed Nickel	28624820
		Polished Gold Optic	28624990
		AXOR FinishPlus*	28624XXX
		conical on both sides	1,60
Brushed Bronze	28626140		
Brushed Black Chrome	28626340		
Matt Black NEW	28626670		
Brushed Nickel	28626820		
Polished Gold Optic	28626990		
AXOR FinishPlus*	28626XXX		
conical on both sides	1,25		
		Brushed Bronze	28622140
		Brushed Black Chrome	28622340
		Matt Black NEW	28622670
		Brushed Nickel	28622820
		Polished Gold Optic	28622990
		AXOR FinishPlus*	28622XXX
		cylindrical on both sides	2,00
Brushed Bronze	28284140		
Brushed Black Chrome	28284340		
Brushed Nickel	28284820		
Polished Gold Optic	28284990		
AXOR FinishPlus*	28284XXX		

For more information on this product, see the next page.

Metal effect shower hoses

Overview variants

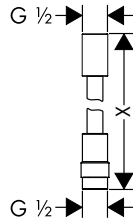
nuts shower hose	length (m)	finish	code no.
cylindrical on both sides	1,60	 Chrome	28286000
		 Brushed Bronze	28286140
		 Brushed Black Chrome	28286340
		 Matt Black	28286670
		 Brushed Nickel	28286820
		 Polished Gold Optic	28286990
		 AXOR FinishPlus*	28286XXX
cylindrical on both sides	1,25	 Chrome	28282000
		 Brushed Bronze	28282140
		 Brushed Black Chrome	28282340
		 Matt Black	28282670
		 Brushed Nickel	28282820
		 Polished Gold Optic	28282990
		 AXOR FinishPlus*	28282XXX

Shower hoses with volume control**Features of all variants**

/ high-quality shower hose with metal effect
 / with plastic coating, easy to clean
 / pivot connector prevents hose from tangling

/ kink-protected
 / adjustable flow rate between 6 l/min
 and 16 l/min

/ nuts shower hose: cylindrical nut on both ends
 / connection thread: G ½

1,60/1,25 m**Overview variants**

length (m)	finish	code no.
1,60	Chrome	28128000
	Brushed Nickel	28128820
	AXOR FinishPlus*	28128XXX
1,25	Chrome	28127000
	AXOR FinishPlus*	28127XXX

Metal shower hoses

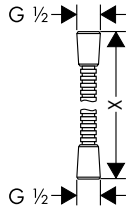
Features of all variants

/ metal shower hose
/ without plastic coating

/ pivot joints on both sides
/ kink-protected

/ nuts shower hose: conical nut on both ends
/ connection thread: G 1/2

2,00/1,60/1,25 m



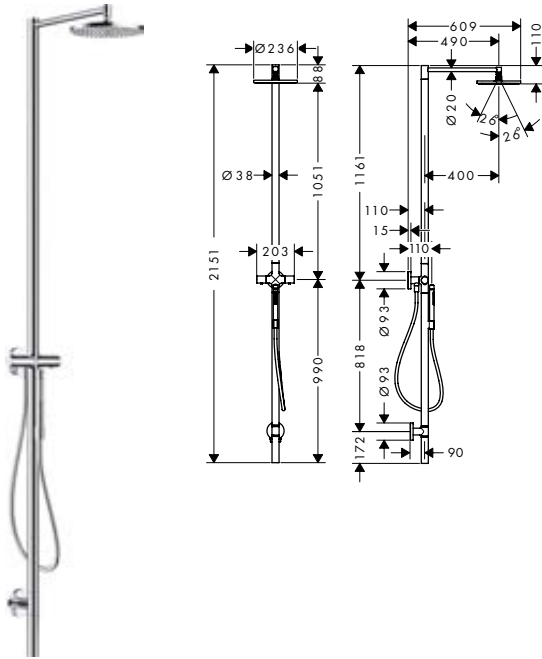
Overview variants

length (m)	finish	code no.
2,00	Chrome	28120000
	Brushed Black Chrome	28120340
	Brushed Nickel	28120820
	AXOR FinishPlus*	28120XXX
1,60	Chrome	28116000
	Brushed Black Chrome	28116340
	Brushed Nickel	28116820
	AXOR FinishPlus*	28116XXX
1,25	Chrome	28112000
	Brushed Black Chrome	28112340
	Brushed Nickel	28112820
	AXOR FinishPlus*	28112XXX

Shower column with thermostat and overhead shower 240 1jet

Features

- / consists of: shower column, overhead shower, baton hand shower, shower thermostat, shower hose
- / shower head size: 240 mm
- / overhead shower 240 1jet
- / spray type: PowderRain
- / spray type hand shower: Rain, Mono
- / flow rate PowderRain spray (at 3 bar): 11,3 l/min
- / flow rate of hand shower at 3 bar: 12,2 l/min
- / maximum flow rate at 1 bar: 5,5 l/min
- / maximum flow rate at 3 bar: 12,2 l/min
- / max. operating pressure: 10 bar
- / protection against scalding: at 40 °C
- / hot water restriction
- / outlets controlled via turning handle
- / suitable for continuous flow water heaters
- / installation: wall-mounted
- / connection dimension: DN15
- / exposed installation
- / non-return valve
- / 2 functions








Technologies



Spray types



finish		code no.
 Chrome	NEW	12672000
 Matt Black	NEW	12672670
 Brushed Black Chrome	NEW	12672340
 Stainless Steel Optic	NEW	12672800
 AXOR FinishPlus*	NEW	12672XXX

 Required parts:


Basic set

code no.

10902180

Optional parts:



Extension set 28 mm for shower columns

code no.

10980000



Seal

96660000

Nature shower columns 240 1jet

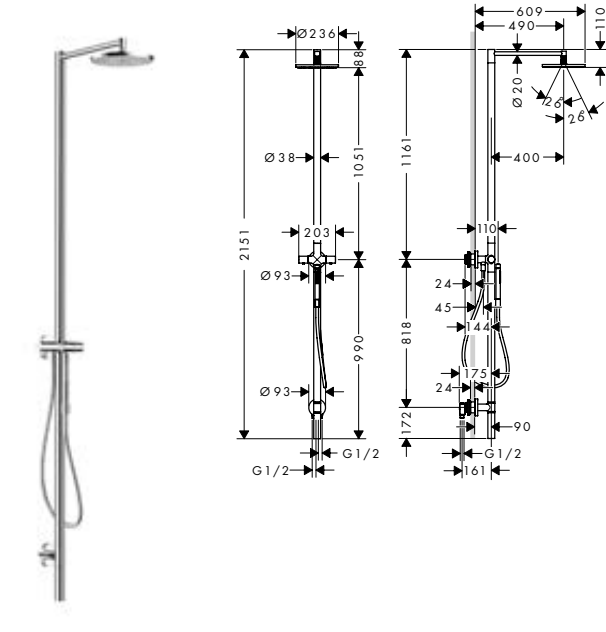
Features of all variants

- / shower head size: 240 mm
- / overhead shower 240 1jet
- / spray type: PowderRain
- / max. operating pressure: 10 bar
- / suitable for continuous flow water heaters
- / installation: wall-mounted

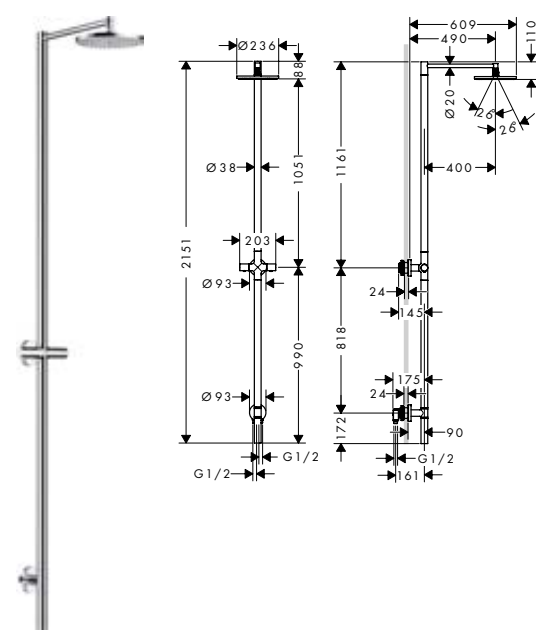
- / connection dimension: DN15
- / exposed installation
- / non-return valve
- / easy drainage system by removing the check valves to empty the product

- / in case of wintering/danger of frost: The product must be completely dismantled, emptied and stored in a dry place. All components must no longer contain water.
- / the water connection of the product must be accessible

with hand shower



without hand shower



Technologies



Spray types



Overview variants

hand shower	max. flow rate at 3 bar (l/min)	finish	code no.
2jet	13.2	● Matt Black NEW 12670670	
		● Brushed Black Chrome NEW 12670340	
		● Stainless Steel Optic NEW 12670800	
		● AXOR FinishPlus* NEW 12670XXX	
		● Matt Black NEW 12671670	
without hand shower	12.2	● Brushed Black Chrome NEW 12671340	
		● Stainless Steel Optic NEW 12671800	
		● AXOR FinishPlus* NEW 12671XXX	

Optional parts:

	available from	code no.
Extension set 80 mm	NEW	13608000
Cover for water supply	NEW	12675000

Showerpipe with thermostat 800 and overhead shower 350 1jet

Features

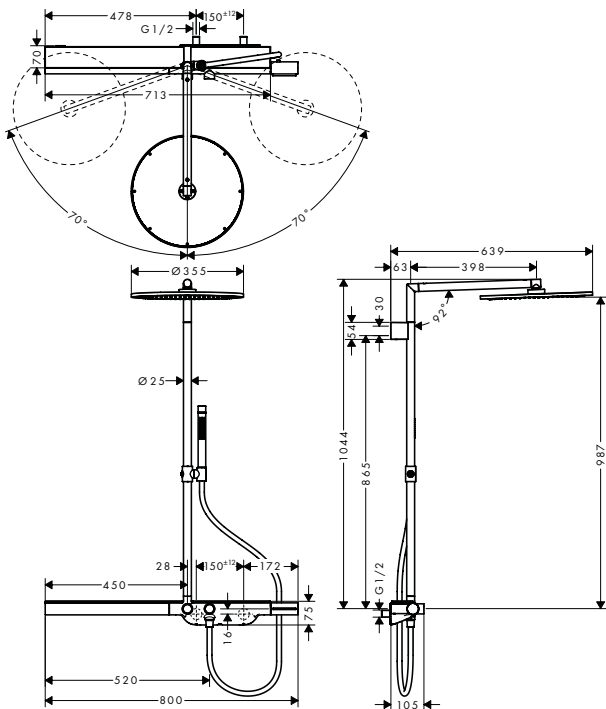
- / consists of: overhead shower, baton hand shower, shower thermostat, shower hose, shower holder, shower bar
- / overhead shower AXOR overhead shower 350 1jet
- / shower head size overhead shower: 350 mm
- / spray type overhead shower: PowderRain
- / 90° position adjustable hand shower holder, pivots left and right, up and down
- / shelf made of safety glass
- / surface shelf: chrome
- / flow rate PowderRain spray (at 3 bar): 19,5 l/min
- / spray type hand shower: Rain, Mono
- / flow rate of hand shower at 3 bar: 12 l/min
- / minimum flow pressure: 1 bar
- / max. operating pressure: 10 bar
- / shower bar diameter: 25 mm
- / shower arm length overhead shower: 400 mm
- / swivel shower arm
- / thermostat AXOR 800
- / safety stop at 40 °C
- / adjustable hot water limitation
- / convenient diversion via Select button
- / simultaneous utilization of 2 functions
- / suitable for continuous flow water heaters
- / mounting type: exposed installation
- / connection dimension DN15
- / connection thread G 1/2
- / centre distance 150 ± 12 mm
- / intrinsically safe against backflow
- / 2 functions



Technologies



Spray types



finish	code no.
Chrome	27984000
AXOR FinishPlus*	27984XXX

* AXOR FinishPlus: For further AXOR FinishPlus surfaces please see the AXOR FinishPlus overview on page 24.

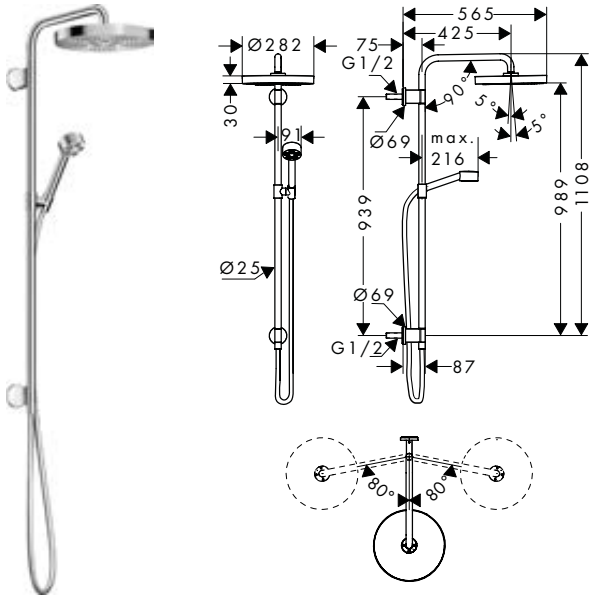
Showerpipe 280 1jet for concealed installation

Features

/ consists of: overhead shower, hand shower, wall connector, shower hose, hand shower holder, shower bar
 / overhead shower AXOR One 280 1jet
 / shower head size overhead shower: 280 mm
 / spray type overhead shower: PowderRain and Rain in combination

/ ball-joint: overhead shower angle adjustable
 / shower holder inclination angle can be adjusted continuously
 / requires a mixer for 2 functions
 / maximum flow rate at 3 bar: 12,7 l/min
 / spray type hand shower: PowderRain
 / flow rate of hand shower at 3 bar: 8,3 l/min

/ minimum flow pressure: 2 bar
 / max. operating pressure: 10 bar
 / mounting type: concealed
 / shower bar diameter: 25 mm
 / height-adjustable hand shower holder
 / swivelling shower arm
 / connection dimension: DN15



Technologies



Spray types



finish	code no.
Chrome	48790000
Brushed Bronze	48790140
Brushed Black Chrome	48790340
Matt Black	48790670
Polished Gold Optic	48790990
AXOR FinishPlus*	48790XXX

Required parts:

	code no.
Basic set for showerpipe	48798180

Optional parts:

	finish	code no.
Thermostatic module for concealed installation for 2 functions	Chrome	45712000
	Brushed Bronze	45712140
	Brushed Black Chrome	45712340
	Matt Black	45712670
	Polished Gold Optic	45712990
	AXOR FinishPlus*	45712XXX

Showerpipe with thermostat and overhead shower 240 2jet

Features

- / consists of: overhead shower, hand shower, shower thermostat, shower hose, slider, shower bar
- / overhead shower Raindance Select S 240 2jet
- / shower head size overhead shower: 279 mm
- / spray type overhead shower: Rain, RainAir
- / convenient spray selection via Select button
- / ball-joint: overhead shower angle adjustable
- / individually height adjustable shower head with easy-to-use twist lock. Adjustment 300 mm
- / maximum flow rate at 3 bar: 21 l/min

- / flow rate RainAir spray (at 3 bar): 14 l/min
- / flow rate Rain spray (at 3 bar): 15 l/min
- / spray type hand shower: Rain
- / flow rate of hand shower at 3 bar: 8 l/min
- / minimum flow pressure: 1 bar
- / max. operating pressure: 10 bar
- / shower bar diameter: 25 mm
- / height-adjustable hand shower holder
- / shower arm length overhead shower: 470 mm
- / swivel shower arm

- / safety stop at 40°C
- / adjustable hot water limitation
- / outlets controlled via turning handle
- / suitable for continuous flow water heaters
- / mounting type: exposed installation
- / connection dimension DN15
- / connection thread G 1/2
- / centre distance 150 ± 12 mm
- / intrinsically safe against backflow
- / 2 functions



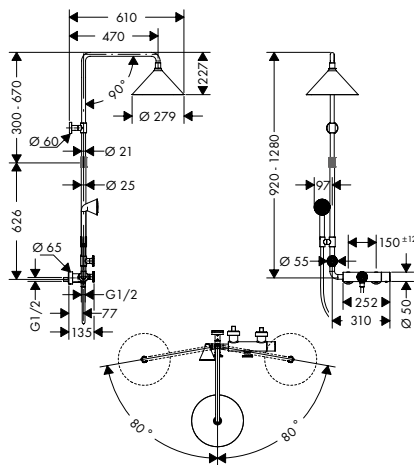
Technologies



Spray types



finish	code no.
 Chrome	26020000
 AXOR FinishPlus*	26020XXX



* AXOR FinishPlus: For further AXOR FinishPlus surfaces please see the AXOR FinishPlus overview on page 24.

Showerpipe with thermostat and overhead shower 240 ljet

Features

/ consists of: overhead shower, hand shower, shower thermostat, shower hose, slider, shower bar
 / shower head size overhead shower: 240 mm
 / spray type overhead shower: RainAir
 / maximum flow rate at 3 bar: 15 l/min
 / flow rate RainAir spray (at 3 bar): 15 l/min
 / spray type hand shower: RainAir
 / flow rate of hand shower at 3 bar: 13,5 l/min
 / minimum flow pressure: 1 bar

/ max. operating pressure: 10 bar
 / shower bar diameter: 22 mm
 / height-adjustable hand shower holder
 / shower arm length overhead shower: 450 mm
 / swivel shower arm
 / thermostat AXOR Montreux
 / safety stop at 40°C
 / adjustable hot water limitation
 / outlets controlled via turning handle

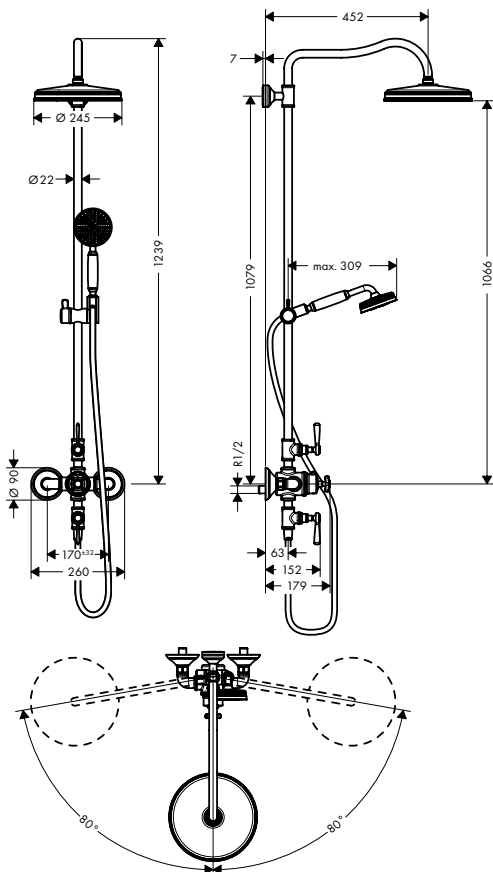
/ suitable for continuous flow water heaters
 / mounting type: exposed installation
 / connection dimension DN15
 / connection thread G 1/2
 / centre distance 170 ± 32 mm
 / intrinsically safe against backflow
 / pipe length: 1060 mm
 / 2 functions



Technologies



Spray types



finish	code no.
● Chrome	16572000
● Brushed Black Chrome	16572340
● Brushed Nickel	16572820
● AXOR FinishPlus*	16572XXX

Showerpipe with single lever mixer and overhead shower 180 1jet

Features

- / consists of: overhead shower, hand shower, single lever shower mixer, shower hose, hand shower holder
- / overhead shower AXOR Citterio
- / shower head size overhead shower: 180 mm
- / spray type overhead shower: Rain
- / ball-joint: overhead shower angle adjustable
- / maximum flow rate at 3 bar: 18 l/min

- / flow rate Rain spray (at 3 bar): 18 l/min
- / spray type hand shower: RainAir, Rain, WhirlAir
- / flow rate of hand shower at 3 bar: 15 l/min
- / minimum flow pressure: 1 bar
- / max. operating pressure: 10 bar
- / shower arm length overhead shower: 422 mm
- / suitable for continuous flow water heaters with an output of 18 kW

- / mounting type: exposed installation
- / connection dimension DN15
- / connection thread G 1/2
- / centre distance 150 ± 16 mm
- / ceramic cartridge
- / temperature limitation adjustable
- / 2 functions



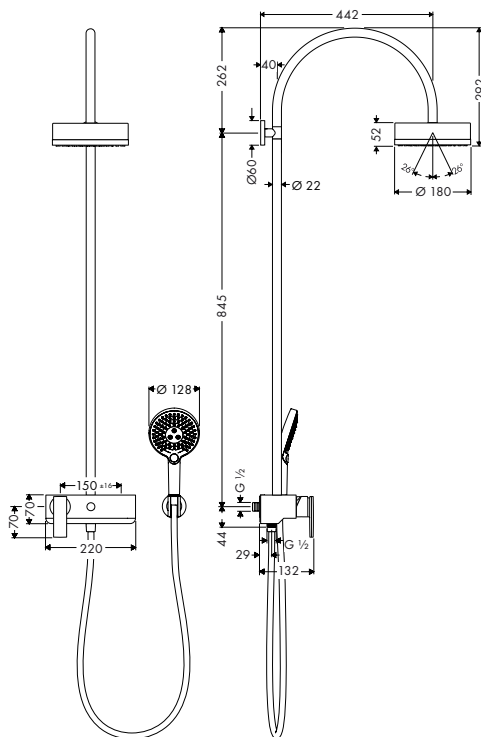
Technologies



Spray types



finish	code no.
Chrome	39620000
Brushed Black Chrome	39620340
AXOR FinishPlus*	39620XXX



* AXOR FinishPlus: For further AXOR FinishPlus surfaces please see the AXOR FinishPlus overview on page 24.

Showerpipe with thermostat and overhead shower 180 1jet

Features

/ consists of: overhead shower, hand shower, shower thermostat, shower hose, shower holder
 / overhead shower AXOR Citterio
 / shower head size overhead shower: 180 mm
 / spray type overhead shower: Rain
 / ball-joint: overhead shower angle adjustable
 / maximum flow rate at 3 bar: 17 l/min
 / flow rate Rain spray (at 3 bar): 17 l/min
 / spray type hand shower: RainAir, Rain, Whirl

/ flow rate of hand shower at 3 bar: 14,9 l/min
 / minimum flow pressure: 1 bar
 / max. operating pressure: 10 bar
 / shower bar diameter: 22 mm
 / hand shower wall support
 / shower arm length overhead shower: 444 mm
 / safety stop at 38 °C
 / adjustable hot water limitation
 / outlets controlled via turning handle

/ suitable for continuous flow water heaters
 / mounting type: exposed installation
 / connection dimension DN15
 / connection thread G 1/2
 / centre distance 150 ± 12 mm
 / intrinsically safe against backflow
 / 2 functions



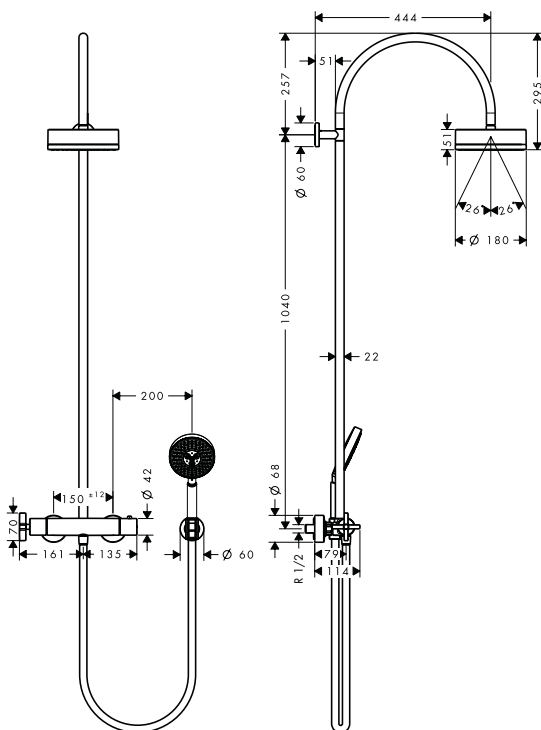
Technologies



Spray types



finish	code no.
Chrome	39670000
Brushed Black Chrome	39670340
AXOR FinishPlus*	39670XXX



AXOR Thermostatic modules with select technology

Intuitive control in the shower

Exclusive aesthetics. Impressive functionality. AXOR thermostatic modules create perfect moments in the shower. Comfortable to use. With Select technology. At the touch of a button.

With precise regulation for constant temperature control. Escutcheons made of high-grade metal. In a variety of designs. In perfection.

AXOR ShowerSelect Thermostatic mixers

Modular. Combinable. Intuitive. AXOR ShowerSelect individual thermometer mixers. Easy to operate thanks to Select technology. Allow several outlets to be controlled – either individually or at the same time. Easy to install with the iBox Universal.



Available in three different escutcheon forms. As a square with precise corners, as a softcube or a circular.

Axor One

Flat. Soft. Planar. The monolithic control element and the hand shower of the AXOR One shower set. Interaction design par excellence. All thanks to the innovative ShowerSelect technology. With the control element, two large paddles manage the shower jets. Can be combined with one, two or three outlets. Concealed installation.



TEMPERATURE REGULATION

- / Precisely controllable with the large, cylindrical knob
- / Safety lock limits temperature to 40°C
- / Maximum temperature adjustable



OUTLET CONTROL

- / Large Select paddles turn the water on and off easily
- / Complete control with finger, hand or even elbow operation
- / Up to three functions can be activated - separately or at the same time
- / A porter can be added

VOLUME CONTROL

- / For economical water consumption
- / Volume control reduces water flow continuously by up to 50% - depending on flow volume and installation situation

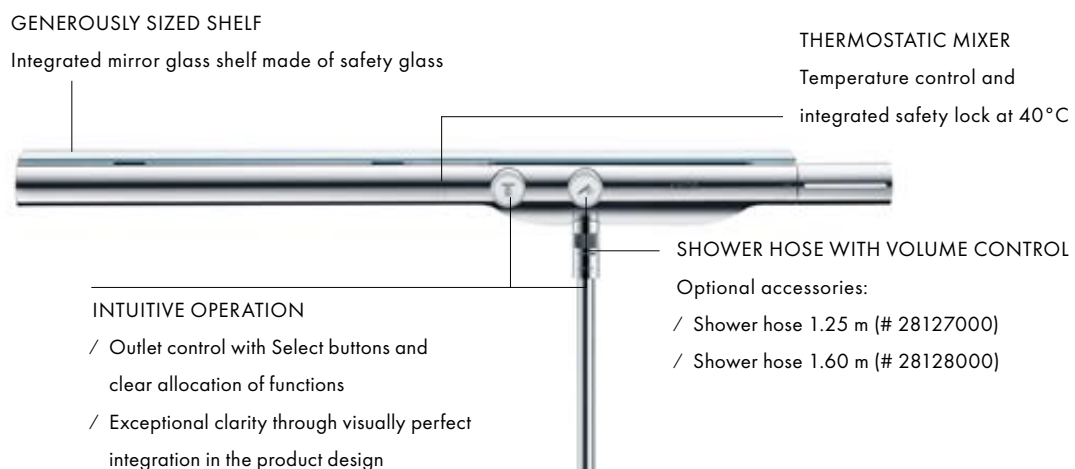
OPERATION

- / Large symbols on the paddles indicate clearly which outlet is being used
- / The paddle icons can be applied easily after installation



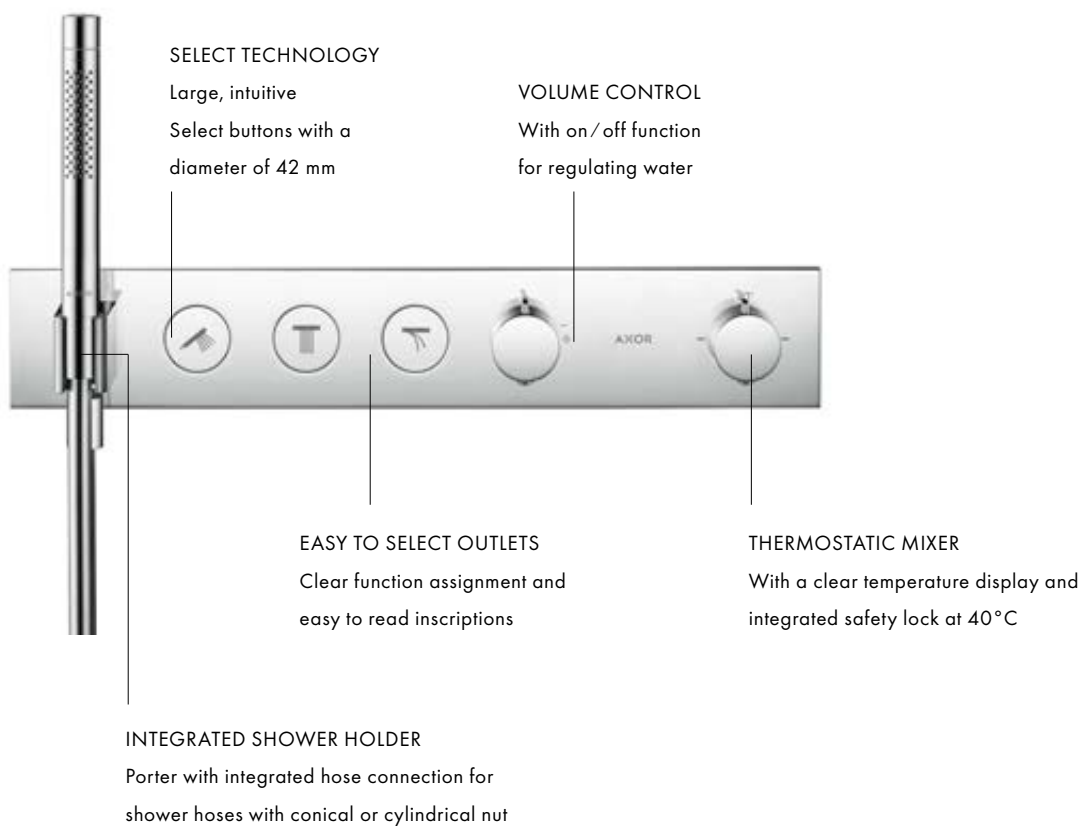
Intuitive control in the shower

Uncompromising in its **purist** form, the thermostatic mixer 800 for exposed/concealed installation unites the advantages of both types of installation. Exposed in that the thermostatic mixer provides a large mirror glass shelf. Concealed because the pipework is behind the wall. Thanks to Select technology, which makes the thermostatic mixer control intuitive.





The thermostatic module Select integrates all of the functions – outlet selection, volume control and temperature setting – in one control unit. The clearly designed icons are easy to recognize and the large buttons are easy to operate, even with soapy fingers or limited mobility.



Bath thermostats for exposed installation

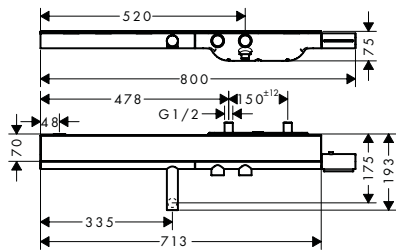
Features of all variants

- / 2 functions
- / simultaneous utilization of 2 functions
- / Select push-button on/off control for 2 outlets
- / maximum flow rate at 3 bar: 21 l/min
- / flow rate for bath spout at 3 bar: 21 l/min
- / flow rate of hand shower at 3 bar: 13 l/min
- / Start/stop valve to operate the functions, thermostat cartridge

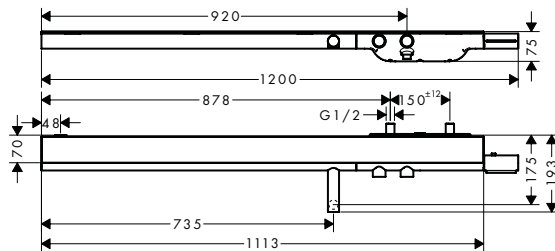
- / safety stop at 40 °C
- / temperature limitation adjustable
- / non-return valve
- / protected against backflow, according to DIN EN 1717
- / with silencer
- / material handles: metal
- / shelf made of safety glass

- / surface shelf: mirror glass
- / connection type: G 1/2
- / connection dimension: DN15
- / centre distance: 150 ± 12 mm
- / dirt filter included
- / thermostat is delivered with buttons hand shower and bath tub

800



1200



Technologies



Overview variants

	length (mm)	finish	code no.
	800	Chrome	45420000
		Brushed Nickel	45420820
		AXOR FinishPlus*	45420XXX
	1200	Chrome	45421000
		AXOR FinishPlus*	45421XXX

Optional parts:

		finish	code no.
	Shower hose 1.25 m with volume control	Chrome	28127000
		AXOR FinishPlus*	28127XXX
	Shower hose 1.60 m with volume control	Chrome	28128000
		Brushed Nickel	28128820
		AXOR FinishPlus*	28128XXX

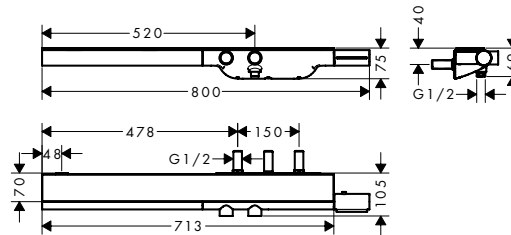
Thermostat 800 for exposed/ concealed installation

Features

- / 2 functions
- / Start/stop valve to operate the functions, thermostat cartridge
- / Select push-button on/off control for 2 outlets
- / material handles: metal
- / simultaneous use of several outlets
- / maximum flow rate at 3 bar: 22 l/min
- / flow rate hand shower connection at 3 bar: 13 l/min

- / flow rate upper outlet: 22 l/min
- / min. operating pressure: 1 bar
- / max. operating pressure: 10 bar
- / control of an external shower or bath tub filler via concealed connection G 1/2 possible
- / safety stop at 40 °C
- / temperature limitation adjustable
- / non-return valve
- / with silencer

- / shelf made of safety glass
- / surface shelf: mirror glass
- / connection type: basic set
- / connection dimension: DN15
- / dirt filter included
- / Thermostat is delivered with buttons hand shower and overhead shower



Technologies



finish	code no.
Chrome	45440000
Brushed Nickel	45440820
AXOR FinishPlus*	45440XXX

Required parts:



Basic set for thermostat for exposed/ concealed installation for 2 functions

code no.

45442180

Optional parts:



Shower hose 1.25 m with volume control

finish	code no.
Chrome	28127000
AXOR FinishPlus*	28127XXX
Chrome	28128000
Brushed Nickel	28128820
AXOR FinishPlus*	28128XXX



Shower hose 1.60 m with volume control

Thermostatic modules Select for concealed installation

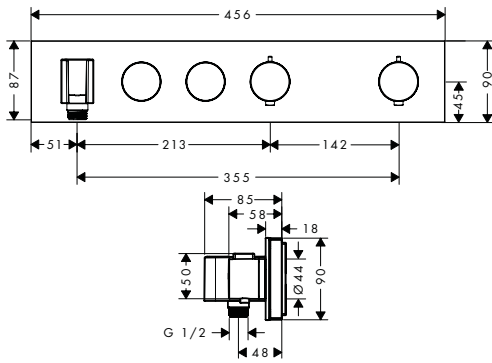
Features of all variants

/ consists of: Thermostatic module, shower holder
 / thermostat cartridge, Start/stop valve to operate the functions
 / depending on volume flow and installation situation approx. 50% flow rate reduction and integrated shut off function

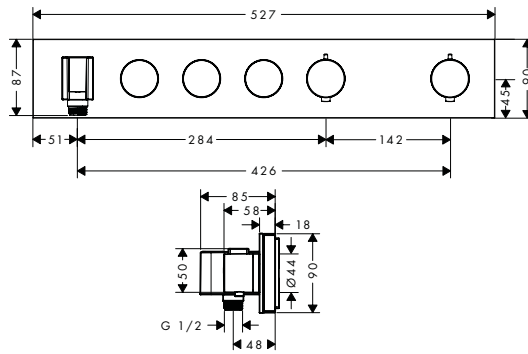
/ simultaneous use of several outlets
 / maximum flow rate at 3 bar: 26 l/min
 / min. operating pressure: 1 bar
 / max. operating pressure: 10 bar
 / safety stop at 40 °C
 / temperature limitation adjustable

/ hose nut: for shower hoses with a conical nut
 / connection type: basic set

2 functions



3 functions



Technologies



Overview variants

number of functions	max. flow rate at 3 bar (l/min)	buttons included	finish	code no.
2 functions	26	Rain large, hand shower	Chrome	18355000
			Brushed Bronze	18355140
			Brushed Black Chrome	18355340
			Brushed Nickel	18355820
			Polished Gold Optic	18355990
			AXOR FinishPlus*	18355XXX
3 functions	26	Rain large, Waterfall, hand shower	Chrome	18356000
			Brushed Bronze	18356140
			Brushed Black Chrome	18356340
			Brushed Nickel	18356820
			Polished Gold Optic	18356990
			AXOR FinishPlus*	18356XXX

Required parts:	For	code no.
Basic set for thermostatic module Select for 2 functions	18355XXX	18310180
Basic set for thermostatic module Select for 3 functions	18356XXX	18311180

Measurements within scale drawings are in mm.

Technical specifications and units of measure are subject to change.

Thermostatic modules Select for concealed installation

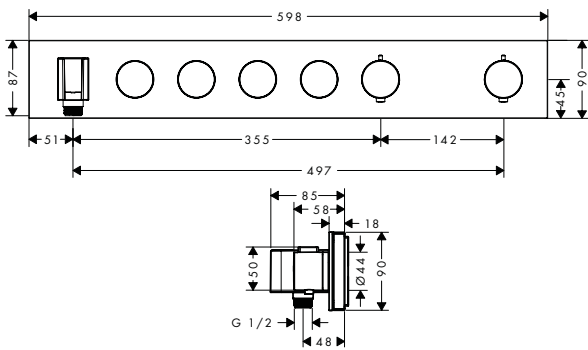
Features of all variants

/ consists of: Thermostatic module, shower holder / thermostat cartridge, Start/stop valve to operate the functions
 / depending on volume flow and installation situation approx. 50% flow rate reduction and integrated shut off function

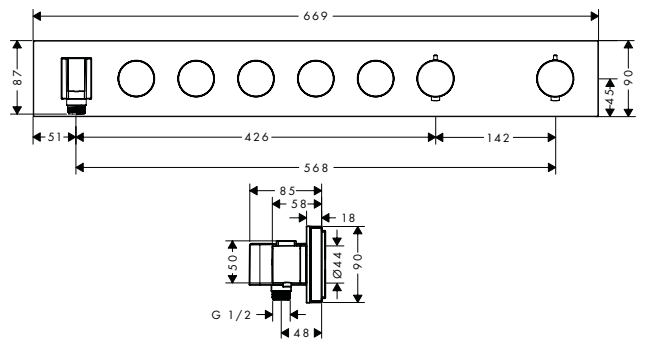
/ simultaneous use of several outlets
 / maximum flow rate at 3 bar: 26 l/min
 / min. operating pressure: 1 bar
 / max. operating pressure: 10 bar
 / safety stop at 40 °C
 / temperature limitation adjustable

/ hose nut: for shower hoses with a conical nut
 / connection type: basic set

4 functions



5 functions





Technologies



Overview variants

number of functions	max. flow rate at 3 bar (l/min)	buttons included	finish	code no.
4 functions	26	Rain large, Waterfall, Mono, hand shower	Chrome	18357000
			Brushed Bronze	18357140
			Brushed Black Chrome	18357340
			Brushed Nickel	18357820
			Polished Gold Optic	18357990
			AXOR FinishPlus*	18357XXX
5 functions	26	PowderRain inside, PowderRain outside, Mono, overhead shower, hand shower	Chrome	18358000
			AXOR FinishPlus*	18358XXX

Required parts:	For	code no.
 Basic set for thermostatic module Select for 4 functions	18357XXX	18312180
 Basic set for thermostatic module Select for 5 functions	18358XXX	18313180

* AXOR FinishPlus: For further AXOR FinishPlus surfaces please see the AXOR FinishPlus overview on page 24.

Symbol handshower thermostatic module Select

finish	code no.
<input type="radio"/> Chrome	93307000

Symbol overhead shower thermostatic module Select

finish	code no.
<input type="radio"/> Chrome	93308000

Symbol overhead shower Rain small thernistatic module Select

finish	code no.
<input type="radio"/> Chrome	93663000

Symbol RainFlow thermostatic module Select

finish	code no.
<input type="radio"/> Chrome	93309000

Symbol Mono thermostatic module Select

finish	code no.
<input type="radio"/> Chrome	93310000

Symbol PowderRain inside thermostatic module Select

finish	code no.
<input type="radio"/> Chrome	93311000

Symbol PowderRain outside thermostatic module Select

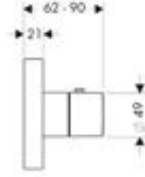
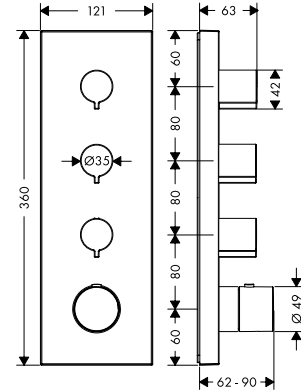
finish	code no.
<input type="radio"/> Chrome	93312000

Thermostatic modules for concealed installation
Features of all variants

/ thermostat cartridge
 / min. operating pressure: 1,5 bar
 / max. operating pressure: 10 bar



/ safety stop at 40 °C
 / temperature limitation adjustable
 / non-return valve

/ connection type: basic set
 / connection dimension: DN20



120/120

360/120

Overview variants

product dimensions (mm)	number of functions	max. flow rate at 3 bar (l/min)	finish	code no.
120/120	1 function	59	Chrome AXOR FinishPlus*	10755000 10755XXX
360/120	3 functions		Chrome AXOR FinishPlus*	10751000 10751XXX

Required parts:

	For	code no.
	Basic set for thermostatic module 120/120 for concealed installation	10754180
	Basic set for thermostatic module 360/120 for concealed installation	10750180

Optional parts:

	For	finish	code no.
	Extension set 25 mm for thermostatic module	Chrome AXOR FinishPlus*	10790000 10790XXX
	Extension set 25 mm for shut-off/ diverter valve Trio-/ Quattro	10751XXX	92990000

Shut-off valve 120/120 for concealed installation square

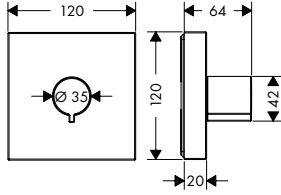
Features

/ connection type: DN15/DN20

/ in a joined installation (10 mm distance) with no.10755000, no.10751000, no.10651000, no.28491000, no.40872000 or no.40873000 the use of basic set no.10971180 is recommended

/ in a freely arranged installation, basic sets

no.16973180, no.16974180 or no.16970180 can also be used



finish	code no.
Chrome	10972000
AXOR FinishPlus*	10972XXX

Required parts:

		code no.
	Basic set 52 l/min for shut-off valve for concealed installation spindle	16973180
	Basic set for shut-off valve 120/120 for concealed installation	10971180
	Basic set 40 l/min for concealed installation for shut-off valve ceramic	16974180
	Basic set 130 l/min for shut-off valve for concealed installation spindle	16970180

Optional parts:

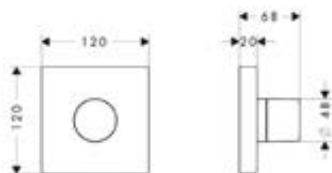
		code no.
	Extension set 25 mm for shut-off/ diverter valve Trio-/ Quattro	92990000

Shut-off/ diverter valve Trio/ Quattro 120/120 for concealed installation
Features

/ 3 consumers: in a freely-arranged installation (distance greater than 10 mm), the basic set no.15930180 must be used

/ 2 consumers: in a joined installation (10 mm distance) with no.36702000, the basic set no.36770180 must be used

/ 2 consumers: in a freely-arranged installation (distance greater than 10 mm), the basic set no.15981180 must be used
/ simultaneous utilization of 2 functions



finish	code no.
Chrome	10932000
AXOR FinishPlus*	10932XXX

Required parts:


Basic set for Quattro four-way diverter valve for concealed installation

code no.

16930180



Basic set for shut-off/ diverter valve Trio for concealed installation

16982180



Basic set for shut-off/ diverter valve Trio 120/120 for concealed installation

36770180

Hand shower module 120/120 for concealed installation square
Features

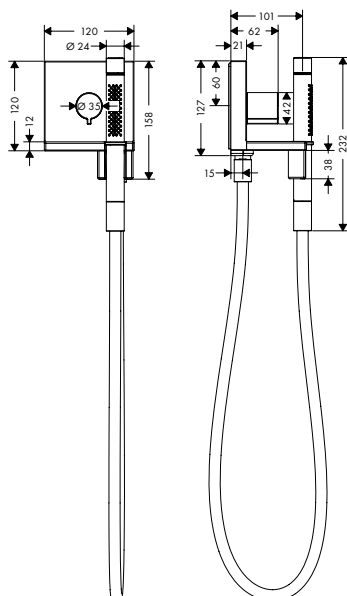
/ consists of: shut-off valve, hand shower module, baton hand shower, shower hose
/ hose nut: for shower hoses with a cylindrical nut

/ connection type: DN15

/ material: metal

/ with non-return valve

/ maximum flow rate at 3 bar: 17 l/min



finish	code no.
Chrome	10651000
AXOR FinishPlus*	10651XXX

Required parts:


Basic set for hand shower module 120/120 for concealed installation

code no.

10650180

Optional parts:

Extension set for hand shower module

code no.

10658000

Shelves

Features of all variants

/ for use with either vertical or horizontal installation of the basic set
 / material frame: solid brass


/ material shelf: metal
 / with mounting material
 / concealed fastening

/ drilling distance: 72 mm
 / diameter drill hole: 6 mm

240/120





120/120



Overview variants

product dimensions (mm)	finish	code no.
240/120	Chrome	40873000
	AXOR FinishPlus*	40873XXX
120/120	Chrome	40872000
	AXOR FinishPlus*	40872XXX

Optional parts:

	For	code no.
	Basic set/ waterconducting unit for shelf 240/120 for concealed installation	40873XXX 40878180
	Basic set/ waterconducting unit for shelf 120/120 for concealed installation	40872XXX 40877180

Thermostats HighFlow for concealed installation

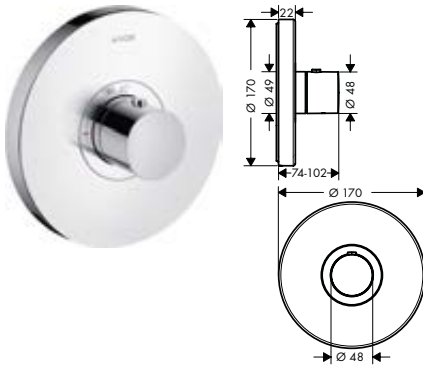
Features of all variants

/ thermostat cartridge
 / maximum flow rate at 3 bar: 59 l/min
 / flow rate upper outlet: 42 l/min

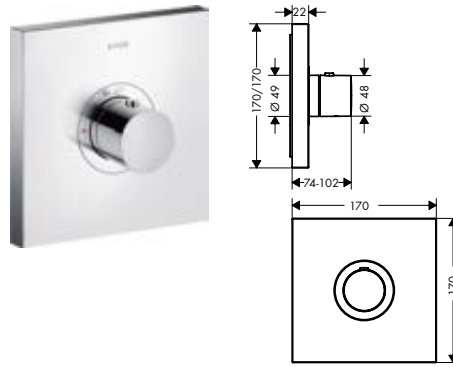
/ flow rate lower outlet: 42 l/min
 / safety stop at 40 °C
 / temperature limitation adjustable

/ connection type: basic set

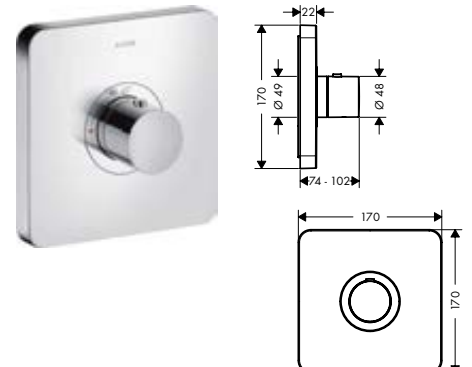
round



square



softsquare



Overview variants

shape	finish	code no.
round	Chrome	36721000
	Brushed Nickel	36721820
	AXOR FinishPlus*	36721XXX
square	Chrome	36718000
	AXOR FinishPlus*	36718XXX
softsquare	Chrome	36711000
	Matt Black NEW	36711670
	AXOR FinishPlus*	36711XXX

Required parts:

	code no.
Basic set iBox universal	01700180

Optional parts:

	For	finish	code no.
Valve for concealed installation round for 3 functions	36721XXX	Chrome	36727000
		Brushed Nickel	36727820
		AXOR FinishPlus*	36727XXX
Extension 25 mm for basic set iBox universal			13587000
Fastening rail set for iBox universal			93171000
Valve for concealed installation square for 3 functions	36718XXX	Chrome	36717000
		AXOR FinishPlus*	36717XXX
Extension element	36711XXX	Chrome	98860000
		AXOR FinishPlus*	98860XXX
Valve for concealed installation soft-square for 3 functions	36711XXX	Chrome	36773000
		Matt Black NEW	36773670
		AXOR FinishPlus*	36773XXX

* AXOR FinishPlus: For further AXOR FinishPlus surfaces please see the AXOR FinishPlus overview on page 24.

Thermostats HighFlow for concealed installation

Features of all variants

/ 1 function and 1 additional outlet
 / thermostat cartridge
 / Select push-button on/off control for 1 outlet
 / maximum flow rate at 3 bar: 59 l/min

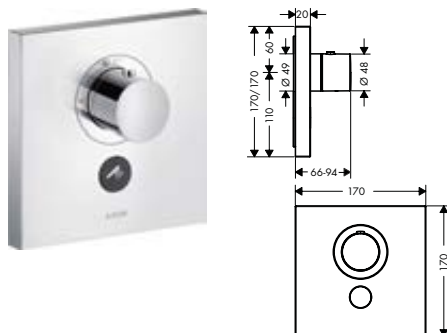
/ flow rate hand shower connection at 3 bar:
 34 l/min
 / flow rate upper outlet: 59 l/min
 / min. operating pressure: 1 bar
 / max. operating pressure: 10 bar

/ safety stop at 40 °C
 / temperature limitation adjustable
 / connection type: basic set
 / thermostat is delivered with button hand shower

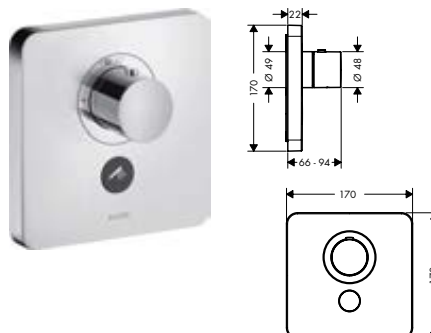
round



square



softsquare



Technologies



Overview variants

shape	finish	code no.
round	Chrome	36726000
	Brushed Nickel	36726820
	AXOR FinishPlus*	36726XXX
square	Chrome	36716000
	AXOR FinishPlus*	36716XXX
softsquare	Chrome	36706000
	AXOR FinishPlus*	36706XXX

Required parts:

	Basic set iBox universal	code no.	01700180
--	--------------------------	----------	----------

Optional parts:

	For	finish	code no.
	Extension 25 mm for basic set iBox universal		13587000
	Fastening rail set for iBox universal		93171000
	Valve for concealed installation round for 3 functions	36726XXX Chrome	36727000
		Brushed Nickel	36727820
		AXOR FinishPlus*	36727XXX
	Valve for concealed installation square for 3 functions	36716XXX Chrome	36717000
		AXOR FinishPlus*	36717XXX
	Valve for concealed installation softsquare for 3 functions	36706XXX Chrome	36773000
		AXOR FinishPlus*	36773XXX
	Extension element	36706XXX Chrome	98860000
		AXOR FinishPlus*	98860XXX

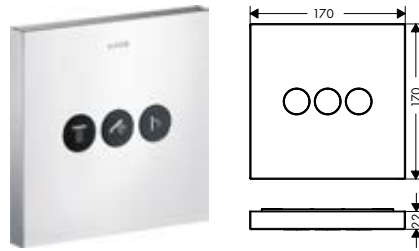
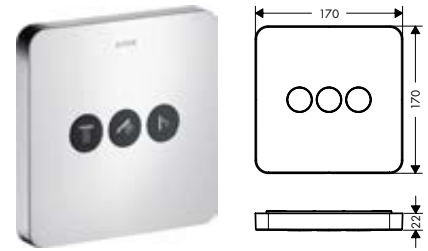
Valves for concealed installation
Features of all variants

/ 3 functions
 / Start/stop valve to operate the functions
 / Select push-button on/off control for 3 outlets
 / simultaneous use of several outlets

/ maximum flow rate at 3 bar: 30 l/min
 / flow rate upper outlet: 26 l/min
 / Flow rate left and right: 29 l/min
 / safety stop at 40 °C

/ connection type: basic set
 / valve is delivered with buttons Rain large, Waterfall, hand shower

round

square

softsquare

Technologies







Overview variants

	shape	finish	code no.
	round	Chrome	36727000
		Brushed Nickel	36727820
		AXOR FinishPlus*	36727XXX
	square	Chrome	36717000
		AXOR FinishPlus*	36717XXX
	softsquare	Chrome	36773000
Matt Black NEW		36773670	
AXOR FinishPlus*		36773XXX	

Required parts:




	code no.
 Basic set iBox universal	01700180

Optional parts:

	For	finish	code no.
	36727XXX	Chrome	36721000
Thermostat HighFlow for concealed installation round		Brushed Nickel	36721820
		AXOR FinishPlus*	36721XXX
	36727XXX	Chrome	36726000
Thermostat HighFlow for concealed installation round for 1 function and additional outlet		Brushed Nickel	36726820
		AXOR FinishPlus*	36726XXX
			93171000
			13587000
	36717XXX	Chrome	36718000
Thermostat HighFlow for concealed installation square		AXOR FinishPlus*	36718XXX
	36717XXX	Chrome	36716000
Thermostat HighFlow for concealed installation square for 1 function and additional outlet		AXOR FinishPlus*	36716XXX

For more information on this product, see the next page.

Valves for concealed installation

Optional parts:	For	finish	code no.		
	Thermostat HighFlow for concealed installation softsquare for 1 function and additional outlet	36773XXX	Chrome	36706000	
			AXOR FinishPlus*	36706XXX	
	Thermostat HighFlow for concealed installation softsquare	36773XXX	Chrome	36711000	
			Matt Black	NEW	36711670
			AXOR FinishPlus*	36711XXX	
	Extension element	36773XXX	Chrome	98860000	
			AXOR FinishPlus*	98860XXX	

Thermostats for concealed installation

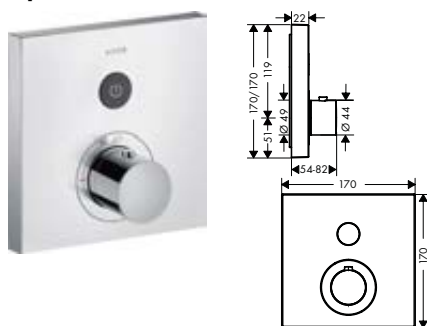
Features of all variants

/ 1 function
 / thermostat cartridge
 / Select push-button on/off control for 1 outlet

/ maximum flow rate at 3 bar: 26 l/min
 / safety stop at 40 °C
 / temperature limitation adjustable

/ connection type: basic set
 / thermostat is delivered with button On/Off

round

square

softsquare

Technologies

Overview variants

shape	finish	code no.
round	Chrome	36722000
	Brushed Nickel	36722820
	AXOR FinishPlus*	36722XXX
square	Chrome	36714000
	AXOR FinishPlus*	36714XXX
softsquare	Chrome	36705000
	AXOR FinishPlus*	36705XXX

Required parts:


Basic set iBox universal

code no.

01700180

Optional parts:


Fastening rail set for iBox universal

code no.

93171000



Extension 25 mm for basic set iBox universal

code no.

13587000



Extension element

For

finish

code no.

Chrome

98860000

AXOR FinishPlus*

98860XXX

Measurements within scale drawings are in mm.

Technical specifications and units of measure are subject to change.

Thermostats for concealed installation

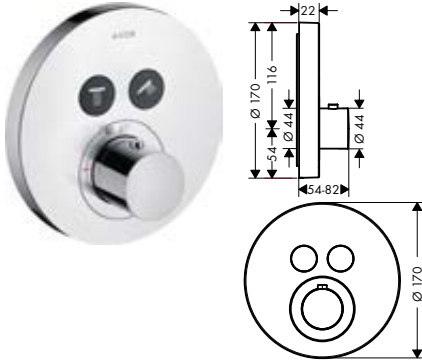
Features of all variants

- / 2 functions
- / thermostat cartridge
- / Select push-button on/off control for 2 outlets
- / simultaneous use of several outlets
- / maximum flow rate at 3 bar: 29,7 l/min

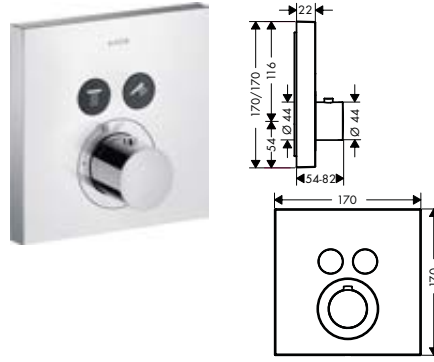
- / flow rate upper outlet: 25 l/min
- / flow rate lower outlet: 23 l/min
- / flow rate by simultaneous use of all outlets: 29,7 l/min
- / safety stop at 40 °C

- / temperature limitation adjustable
- / connection type: basic set

round



square



softsquare



Technologies



Overview variants

shape	finish	code no.
round	Chrome	36723000
	Brushed Bronze	36723140
	Brushed Black Chrome	36723340
	Matt Black NEW	36723670
	Brushed Nickel	36723820
	Polished Gold Optic	36723990
	AXOR FinishPlus*	36723XXX
	square	Chrome
Brushed Bronze		36715140
Brushed Black Chrome		36715340
Matt Black NEW		36715670
Brushed Nickel		36715820
Polished Gold Optic		36715990
AXOR FinishPlus*		36715XXX
softsquare		Chrome
	Brushed Bronze	36707140
	Brushed Black Chrome	36707340
	Matt Black NEW	36707670
	Brushed Nickel	36707820
	Polished Gold Optic	36707990
	AXOR FinishPlus*	36707XXX

For more information on this product, see the next page.

* AXOR FinishPlus: For further AXOR FinishPlus surfaces please see the AXOR FinishPlus overview on page 24.

Thermostats for concealed installation

Required parts:



Basic set iBox universal

code no.

01700180

Optional parts:

For

finish

code no.



Extension 25 mm for basic set iBox universal

13587000



Fastening rail set for iBox universal

93171000



Extension element

36707XXX

 Chrome

98860000

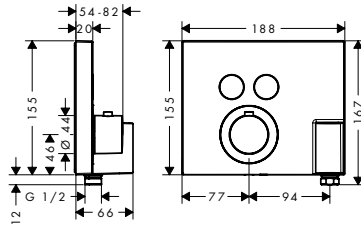
 AXOR FinishPlus*

98860XXX

Thermostat for concealed installation square for 2 functions with wall outlet and shower holder

Features

- / consists of: Thermostat, shower holder
- / 2 functions
- / thermostat cartridge
- / Select push-button on/off control for 2 outlets
- / simultaneous use of several outlets
- / maximum flow rate at 3 bar: 29 l/min
- / flow rate hand shower connection at 3 bar: 14 l/min
- / flow rate upper outlet: 29 l/min
- / flow rate lower outlet: 29 l/min
- / safety stop at 40 °C
- / temperature limitation adjustable
- / hose nut: for shower hoses with a conical nut
- / connection type: basic set
- / thermostat is delivered with buttons Rain large and hand shower



Technologies



finish	code no.
Chrome	36712000
AXOR FinishPlus*	36712XXX

i This product is not available in brushed AXOR FinishPlus surfaces.

Required parts:

	Basic set iBox universal	code no.	01700180
--	--------------------------	----------	----------

Optional parts:

		finish	code no.
	Fastening rail set for iBox universal		93171000
	Extension 25 mm for basic set iBox universal		13587000
	Metal effect shower hose 1.25 m with conical nuts	Chrome	28622000
		AXOR FinishPlus*	28622XXX
	Extension element ShowerSelect FixFit Porter	Chrome	13601000

* AXOR FinishPlus: For further AXOR FinishPlus surfaces please see the AXOR FinishPlus overview on page 24.

AXOR Showers

Symbol ON/OFF



finish	code no.
--------	----------

● Black	93579610
---------	----------

Symbol hand shower



finish	code no.
--------	----------

● Black	93573610
---------	----------

Symbol overhead shower Rain large



finish	code no.
--------	----------

● Black	93571610
---------	----------

Symbol overhead shower Rain small



finish	code no.
--------	----------

● Black	93572610
---------	----------

Symbol Rain Flow



finish	code no.
--------	----------

● Black	93574610
---------	----------

Symbol Whirl



finish	code no.
--------	----------

● Black	93575610
---------	----------

Symbol Mono



finish	code no.
--------	----------

● Black	93576610
---------	----------

Symbol tub



finish	code no.
--------	----------

● Black	93577610
---------	----------

Symbol body spray



finish	code no.
--------	----------

● Black	93578610
---------	----------

Thermostatic modules for concealed installation

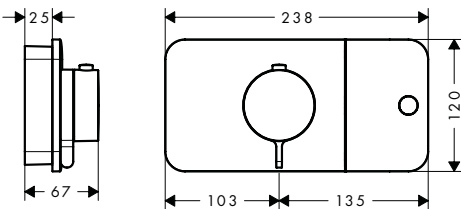
Features of all variants

/ thermostat cartridge, Start/stop valve to operate the functions
 / Eco-Function: flow rate regulation via lever handle
 / depending on volume flow and installation situation approx. 50% flow rate reduction

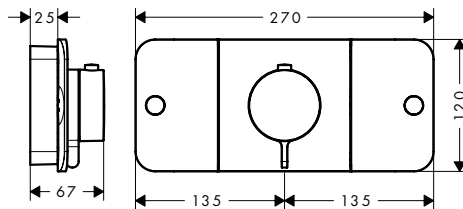
/ comfortable turning on / off of consumers with large Select-paddle
 / flow rate per outlet: 24 l/min
 / min. operating pressure: 1 bar
 / max. operating pressure: 5 bar
 / safety stop at 40 °C

/ temperature limitation adjustable
 / the thermostat offers the possibility for thermal disinfection
 / non-return valve
 / connection type: basic set

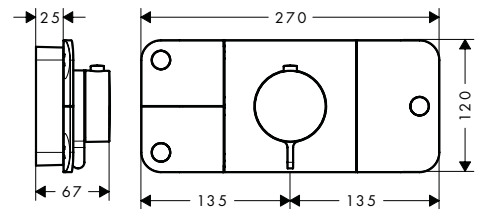
1 function



2 functions



3 functions



Technologies



Overview variants

number of functions	max. flow rate at 3 bar (l/min)	finish	code no.		
1 function	24	Chrome	45711000		
		Brushed Bronze	45711140		
		Brushed Black Chrome	45711340		
		Matt Black	45711670		
		Polished Gold Optic	45711990		
		AXOR FinishPlus*	45711XXX		
		2 functions	30	Chrome	45712000
2 functions	30	Brushed Bronze	45712140		
		Brushed Black Chrome	45712340		
		Matt Black	45712670		
		Polished Gold Optic	45712990		
		AXOR FinishPlus*	45712XXX		
		3 functions	30	Chrome	45713000
		3 functions	30	Brushed Bronze	45713140
Brushed Black Chrome	45713340				
Matt Black	45713670				
Polished Gold Optic	45713990				
AXOR FinishPlus*	45713XXX				

Required parts:



Basic set for thermostatic module for concealed installation

code no.

45710180

For more information on this product, see the next page.

Thermostatic modules for concealed installation

Optional parts:

code no.



Extension set 25 mm for basic set thermostatic module

45790000

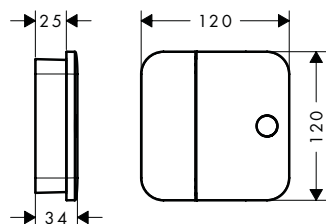
Shut-off valve for concealed installation

Features

/ comfortable turning on / off of consumers with large Select-paddle

/ connection type: basic set / 1 function

/ connection dimension: DN15 / material: metal



Technologies



finish	code no.
Chrome	45771000
Brushed Bronze	45771140
Brushed Black Chrome	45771340
Matt Black	45771670
Polished Gold Optic	45771990
AXOR FinishPlus*	45771XXX

Required parts:

code no.



Basic set for shut-off valve for concealed installation

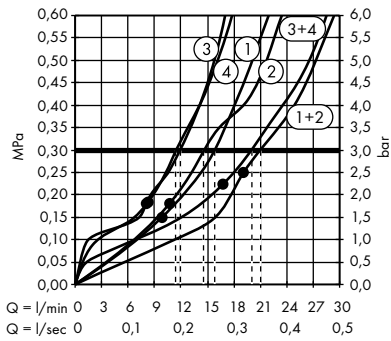
45770180

AXOR Flow diagrams

The consumption was measured in combination with the appropriate fittings (thermostat/mixer/in-wall valve) to reflect actual application in practice.

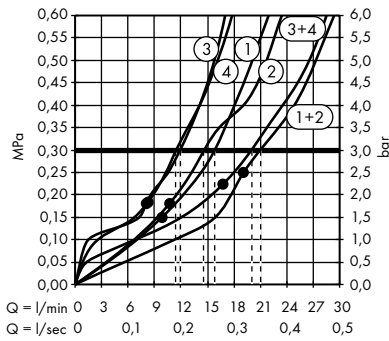
Overhead showers

ShowerHeaven 1200/300 4jet with lighting 3500 K
10628000, 10628330, 10628340



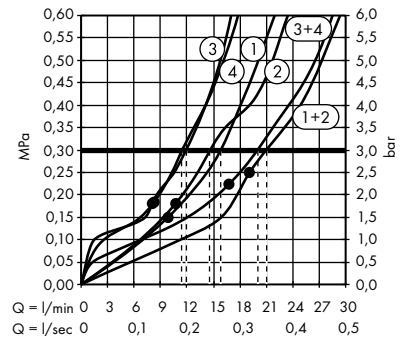
1. Rain
2. Mono
3. PowderRain inside
4. PowderRain outside

ShowerHeaven 1200/300 4jet with lighting 5000 K
10629000, 10629330, 10629340



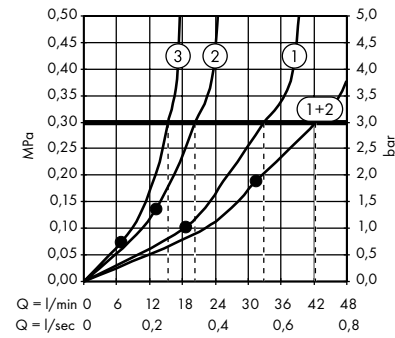
1. Rain
2. Mono
3. PowderRain inside
4. PowderRain outside

ShowerHeaven 1200/300 4jet without lighting
10637000, 10637330, 10637340



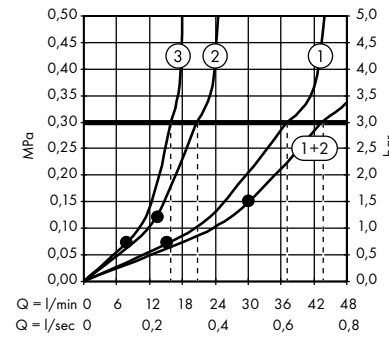
1. Rain
2. Mono
3. PowderRain inside
4. PowderRain outside

ShowerHeaven 970/970 3jet with lighting
10623800



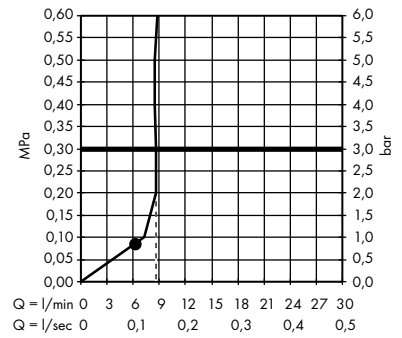
1. Rain
2. RainAir
3. Mono

ShowerHeaven 720/720 3jet with lighting
10627800



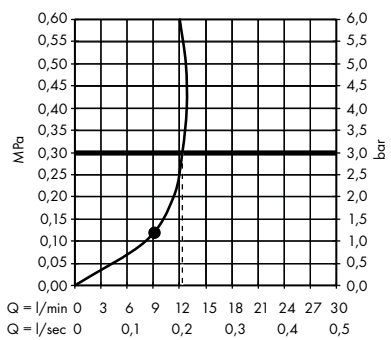
1. Rain
2. RainAir
3. Mono

Overhead shower 75 1jet EcoSmart with shower arm
48490000, 48490140, 48490340, 48490670, 48490990

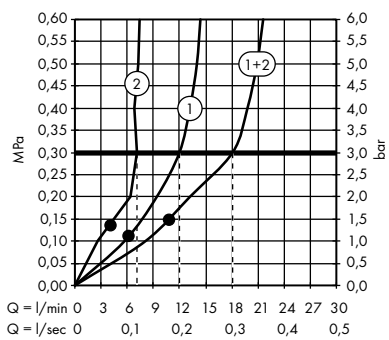


1. With flow limiter
2. Without flow limiter

Overhead shower 280 1jet with shower arm
48491000, 48491140, 48491340, 48491670, 48491990

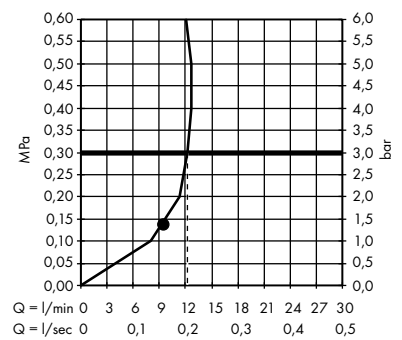


Overhead shower 280 2jet with shower arm
48492000, 48492140, 48492340, 48492670, 48492990



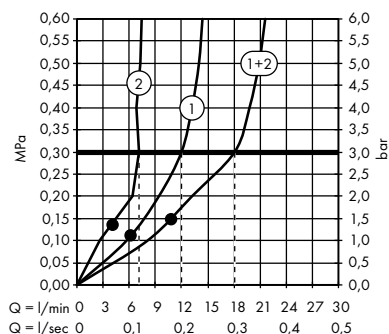
1. Rain
2. PowderRain

Overhead shower 280 1jet with ceiling connection
48493000, 48493140, 48493340, 48493670, 48493990



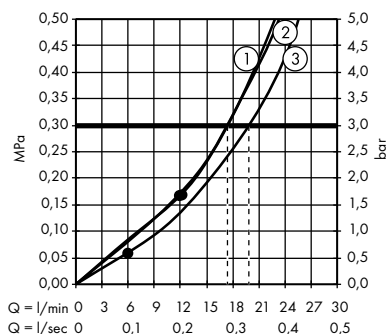
The consumption was measured in combination with the appropriate fittings (thermostat/mixer/in-wall valve) to reflect actual application in practice.

· Overhead shower 280 2jet with ceiling connection
48494000, 48494140, 48494340, 48494670, 48494990



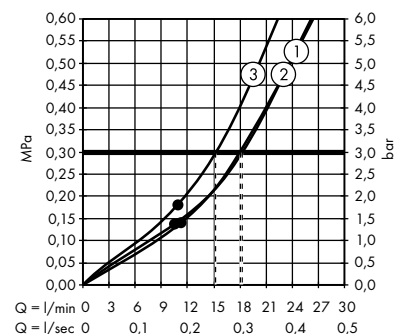
1. Rain
2. PowderRain

· Overhead shower 250/580 3jet
35283000



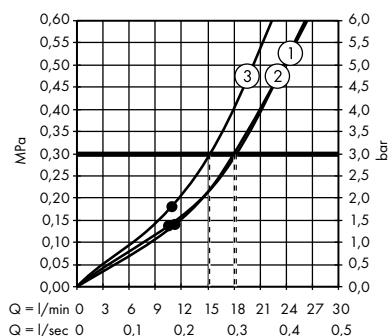
1. Rain
2. Rainflow
3. Mono

· Overhead shower 460/300 3jet with shower arm and square escutcheon
35282000



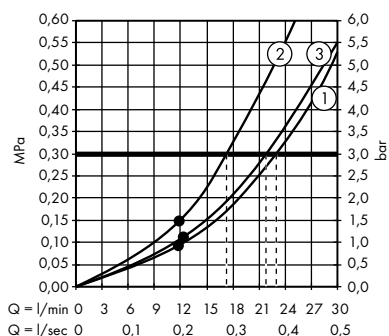
1. Mono
2. Rain
3. RainStream

· Overhead shower 460/300 3jet with shower arm and softsquare escutcheon
35276000



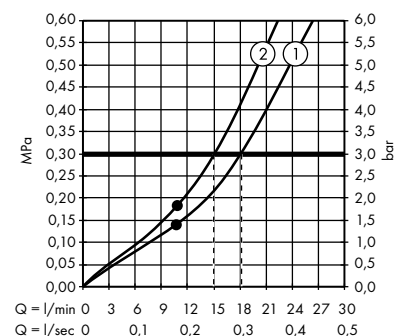
1. Mono
2. Rain
3. RainStream

· Overhead shower 460/300 3jet with ceiling connection
35281000



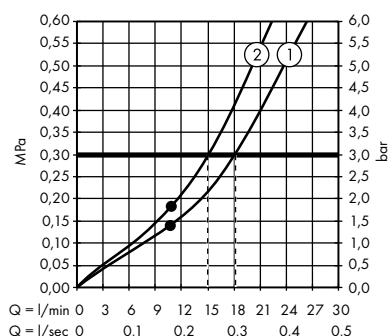
1. Mono
2. Rain
3. RainStream

· Overhead shower 460/300 2jet with shower arm and square escutcheon
35280000



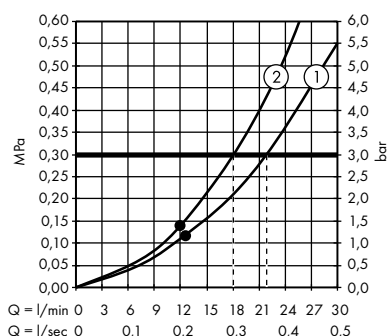
1. Rain
2. RainStream

· Overhead shower 460/300 2jet with shower arm and softsquare escutcheon
35275000



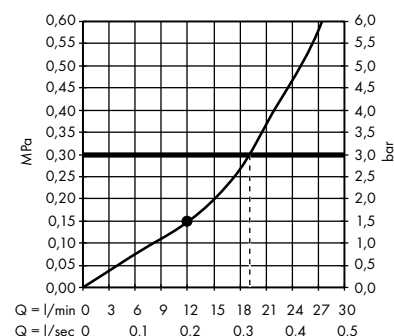
1. Rain
2. RainStream

· Overhead shower 460/300 2jet with ceiling connection
35279000



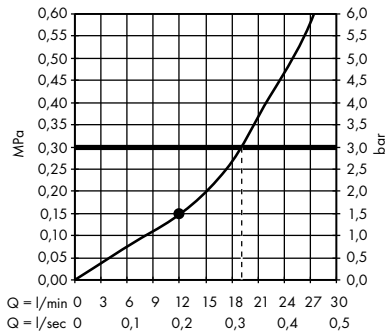
1. Rain
2. RainStream

· Overhead shower 460/300 1jet with shower arm and square escutcheon
35278000

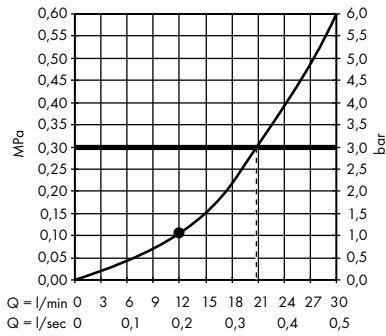


1. Rain

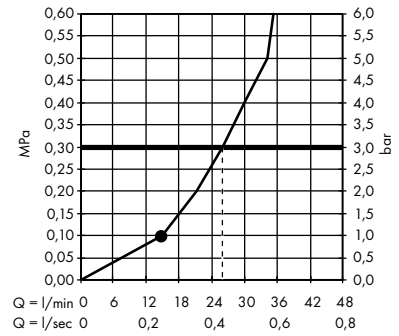
Overhead shower 460/300 1jet with shower arm and softsquare escutcheon
35274000



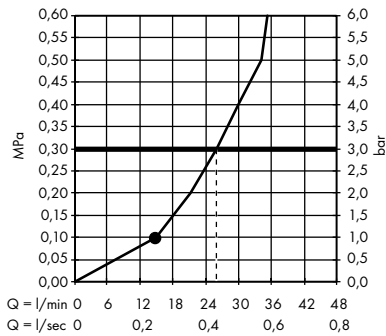
Overhead shower 460/300 1jet with ceiling connection
35277000



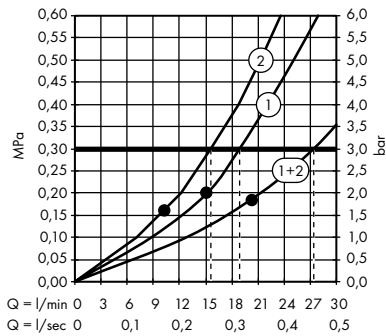
Overhead shower 350 1jet with shower arm
26034000, 26034820



Overhead shower 350 1jet with ceiling connection
26035000, 26035820

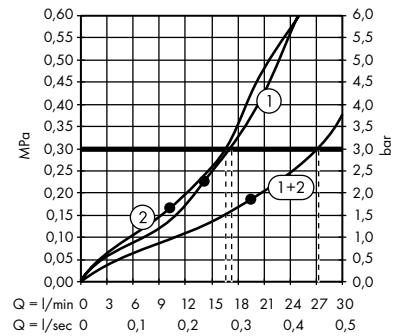


Overhead shower 300 2jet with shower arm
35303000, 35303140, 35303340, 35303670, 35303820, 35303990



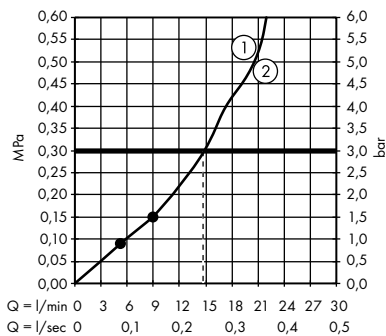
1. PowderRain
 2. Intense PowderRain

Overhead shower 300 2jet with ceiling connection
35304000, 35304140, 35304340, 35304670, 35304820, 35304990

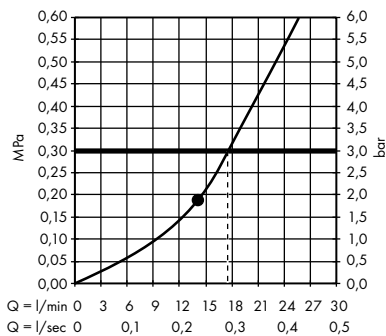


1. PowderRain
 2. Intense PowderRain

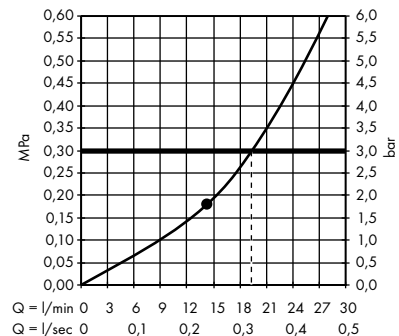
Overhead shower 300 2jet ceiling
35305000, 35305140, 35305340, 35305670, 35305820, 35305990



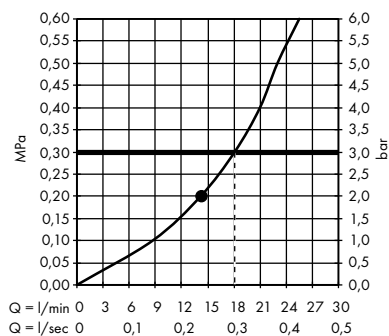
Overhead shower 300 1jet with shower arm
35300000, 35300140, 35300340, 35300670, 35300820, 35300990



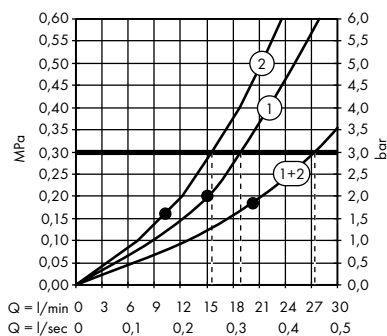
Overhead shower 300 1jet with ceiling connection
35301000, 35301140, 35301340, 35301670, 35301820, 35301990



Overhead shower 300 1jet ceiling
35302000, 35302140, 35302340, 35302670, 35302820, 35302990

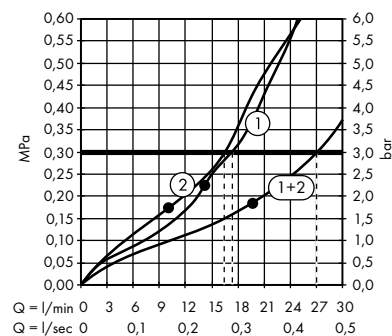


Overhead shower 300/300 2jet with shower arm
35318000, 35318140, 35318340, 35318820, 35318990



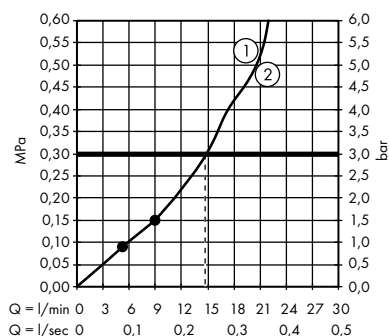
1. PowderRain
 2. Intense PowderRain

Overhead shower 300/300 2jet with ceiling connection
35320000, 35320140, 35320340, 35320820, 35320990

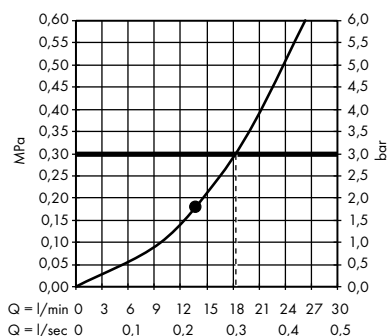


1. PowderRain
 2. Intense PowderRain

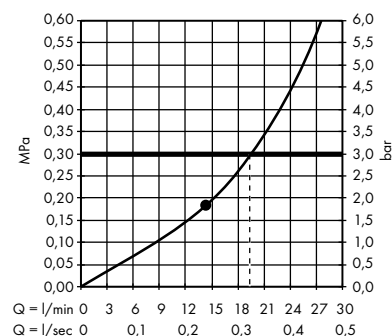
Overhead shower 300/300 2jet ceiling
35321000, 35321140, 35321340, 35321820, 35321990



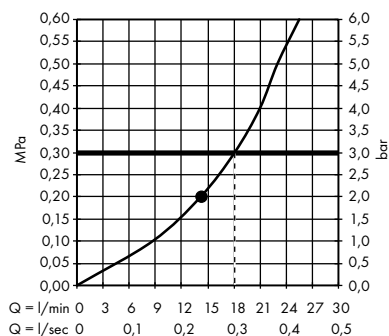
Overhead shower 300/300 1jet with shower arm
35314000, 35314140, 35314340, 35314820, 35314990



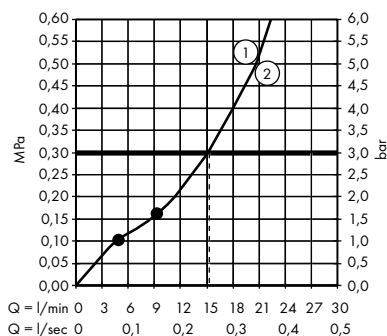
Overhead shower 300/300 1jet with ceiling connection
35316000, 35316140, 35316340, 35316820, 35316990



Overhead shower 300/300 1jet ceiling
35317000, 35317140, 35317340, 35317820, 35317990

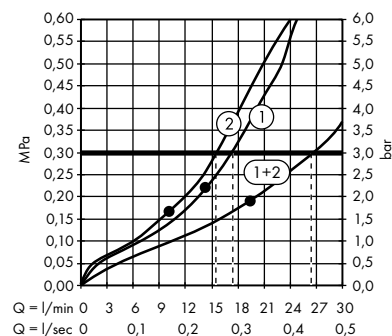


Overhead shower 250 2jet with shower arm
35296000



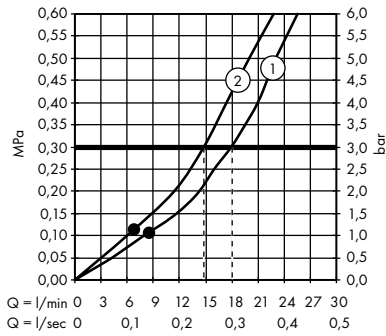
1. Intense PowderRain
 2. PowderRain

Overhead shower 250 2jet with ceiling connection
35297000

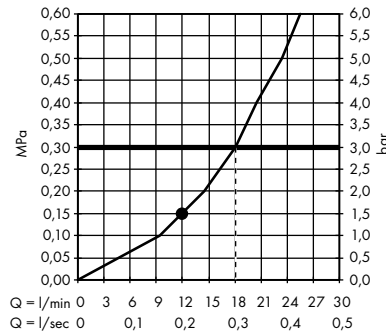


1. PowderRain
 2. Intense PowderRain

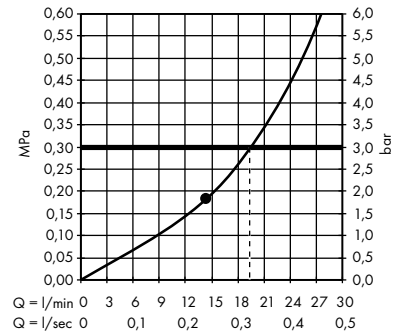
Overhead shower 250 2jet ceiling
35298000



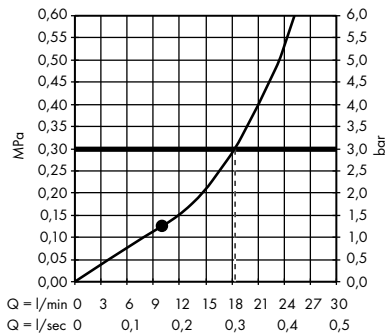
Overhead shower 250 1jet with shower arm
35284000



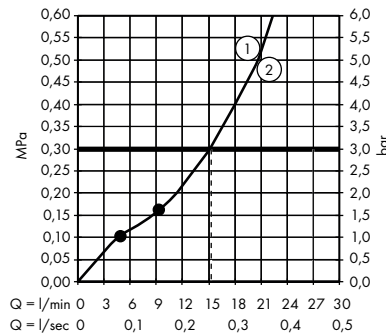
Overhead shower 250 1jet with ceiling connection
35286000



Overhead shower 250 1jet ceiling
35287000

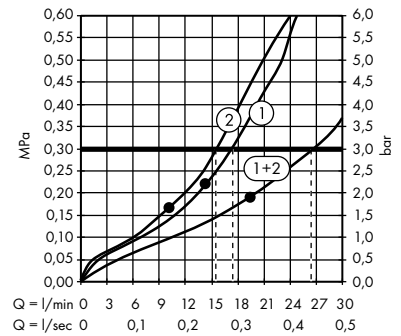


Overhead shower 250/250 2jet with shower arm
35310000



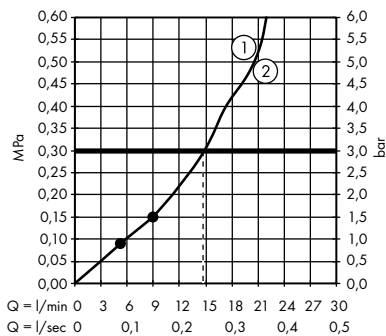
1. Intense PowderRain
2. PowderRain

Overhead shower 250/250 2jet with ceiling connection
35312000

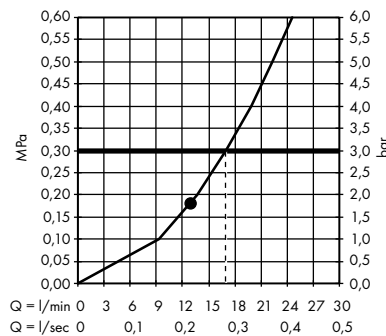


1. PowderRain
2. Intense PowderRain

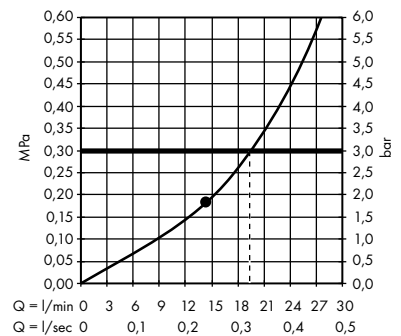
Overhead shower 250/250 2jet ceiling
35313000



Overhead shower 250/250 1jet with shower arm
35306000

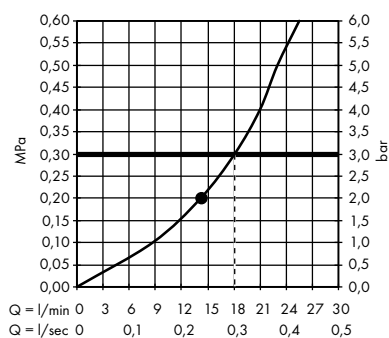


Overhead shower 250/250 1jet with ceiling connection
35308000

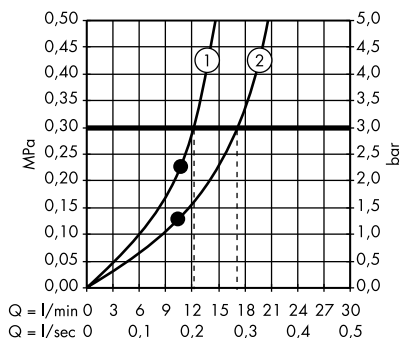


The consumption was measured in combination with the appropriate fittings (thermostat/mixer/in-wall valve) to reflect actual application in practice.

· Overhead shower 250/250 1jet ceiling
35309000

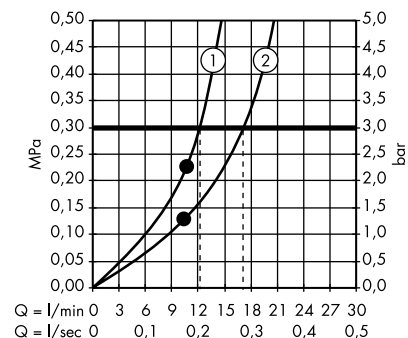


· Overhead shower 240/240 1jet ceiling
10924000



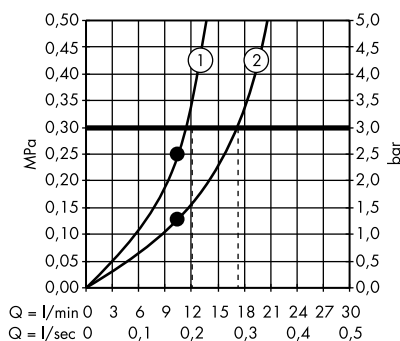
1. With flow limiter
(12 l/min)
2. With flow limiter
(25 l/min)

· Overhead shower 240/240 1jet with ceiling connection
10929000



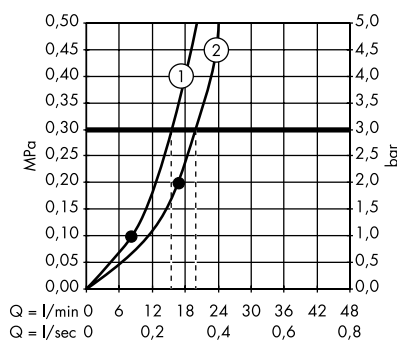
1. With flow limiter
(12 l/min)
2. With flow limiter
(25 l/min)

· Overhead shower 240/240 1jet with shower arm
10925000, 10925340



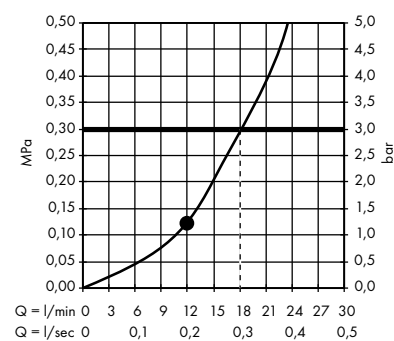
1. With flow limiter
(12 l/min)
2. With flow limiter
(25 l/min)

· Flood spout 240/120 for concealed installation
10942000

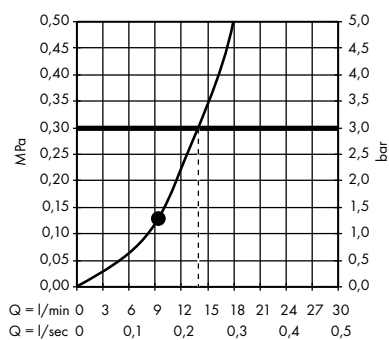


1. Hand shower
2. Bath spout

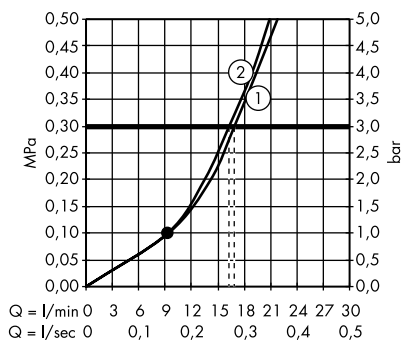
· LampShower 275 1jet with ceiling connector
26032000



· LampShower 275 1jet with shower arm
26031000

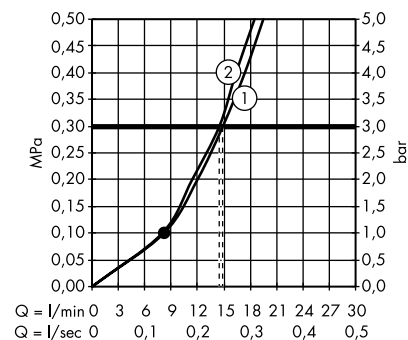


· Overhead shower 240 2jet with ceiling connector
26022000



1. Rain
2. RainAir

· Overhead shower 240 2jet with shower arm
26021000

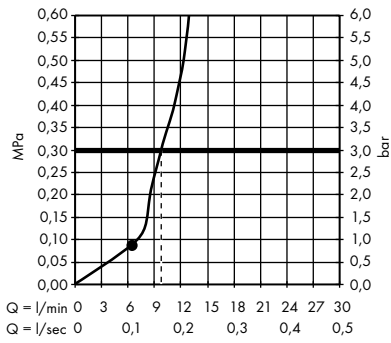


1. Rain
2. RainAir

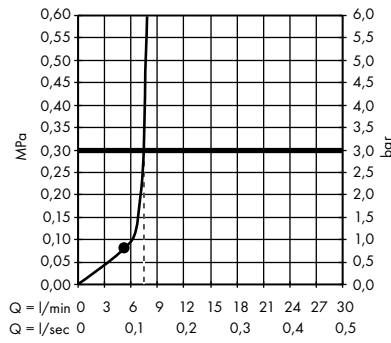
AXOR Flow diagrams

The consumption was measured in combination with the appropriate fittings (thermostat/mixer/in-wall valve) to reflect actual application in practice.

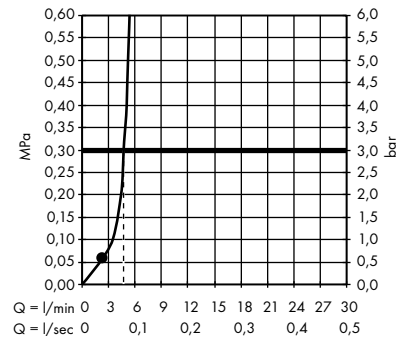
· Overhead shower 245/185 1jet
35373000, 35373340, 35373670



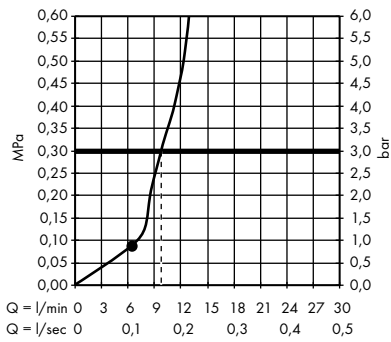
· Overhead shower 245/185 1jet EcoSmart
35374000, 35374340, 35374670



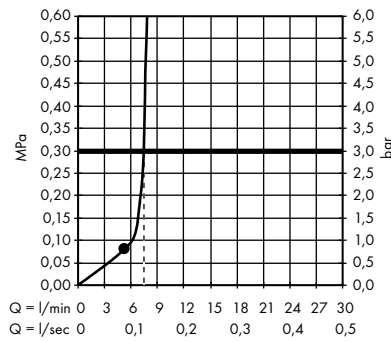
· Overhead shower 245/185 1jet EcoSmart+
35387000, 35387340, 35387670



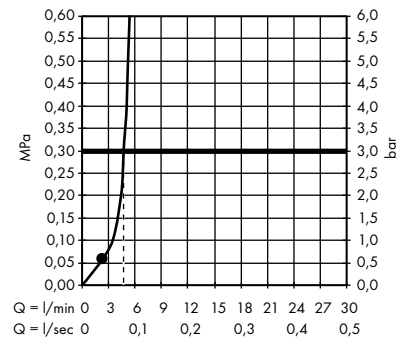
· Overhead shower 220 1jet
35382000, 35382340, 35382670



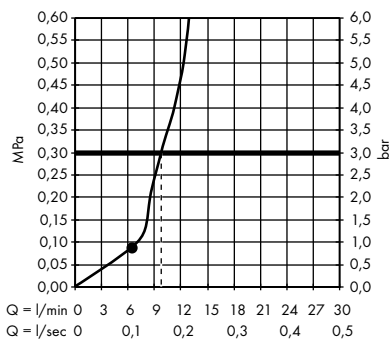
· Overhead shower 220 1jet EcoSmart
35383000, 35383340, 35383670



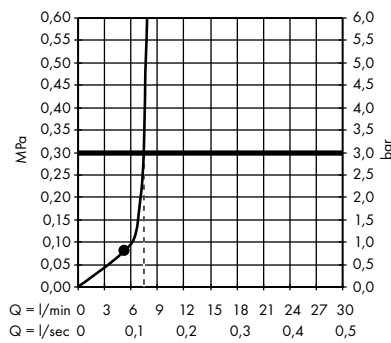
· Overhead shower 220 1jet EcoSmart+
35388000, 35388340, 35388670



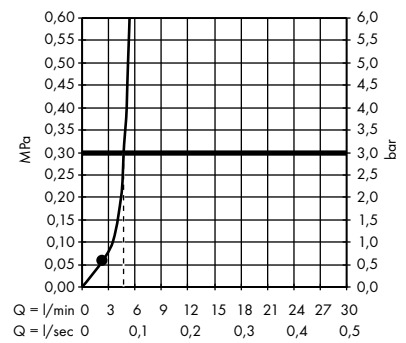
· Overhead shower 245 1jet
35380000, 35380340, 35380670



· Overhead shower 245 1jet EcoSmart
35381000, 35381340, 35381670

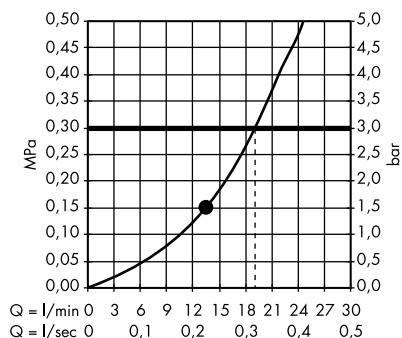


· Overhead shower 245 1jet EcoSmart+
35389000, 35389340, 35389670

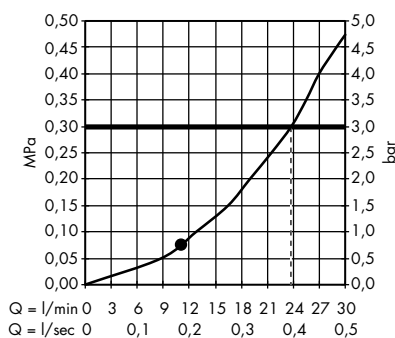


The consumption was measured in combination with the appropriate fittings (thermostat/mixer/in-wall valve) to reflect actual application in practice.

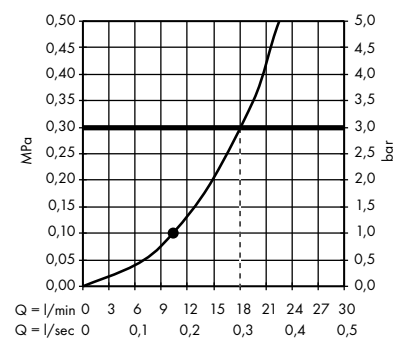
· Overhead shower 240 ljet
28494000, 28494140, 28494340, 28494820, 28494990



· Overhead shower 180 ljet
28489000, 28489140, 28489340, 28489820, 28489990

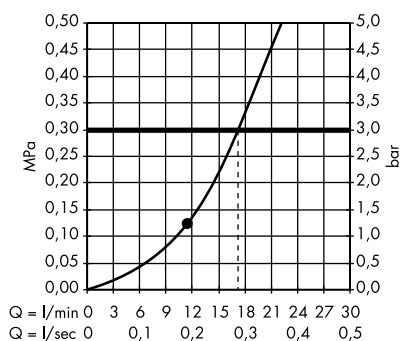


· Overhead shower 180 ljet Classic
28487000, 28487340, 28487820

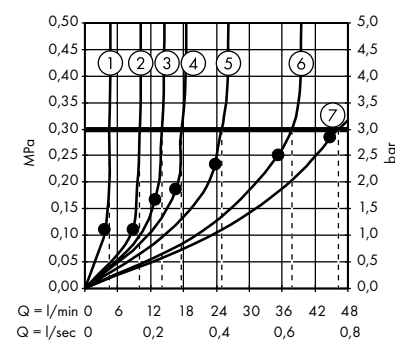


Body showers

· Overhead shower 240 ljet Classic
28474000, 28474340, 28474820

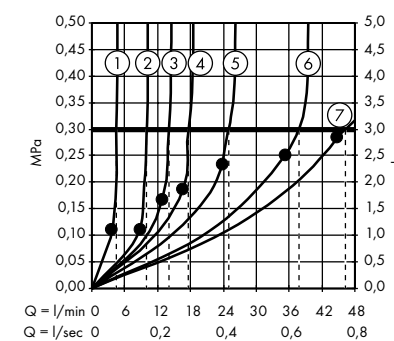


· Shower module 120/120 for concealed installation square
28491000



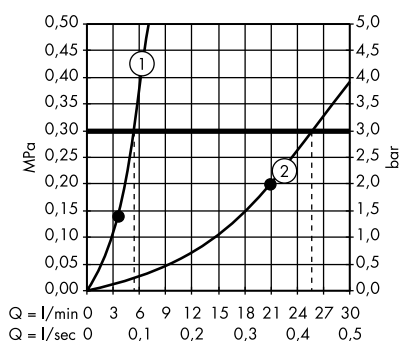
- | | |
|--------------------|---------------------|
| 1. 1 x Body shower | 5. 6 x Body shower |
| 2. 2 x Body shower | 6. 9 x Body shower |
| 3. 3 x Body shower | 7. 12 x Body shower |
| 4. 4 x Body shower | |

· Shower module 120/120 for concealed installation softsquare
36822000, 36822140, 36822340



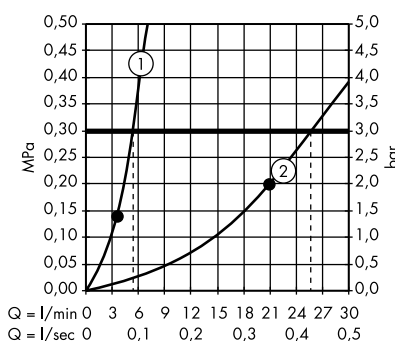
- | | |
|--------------------|---------------------|
| 1. 1 x Body shower | 5. 6 x Body shower |
| 2. 2 x Body shower | 6. 9 x Body shower |
| 3. 3 x Body shower | 7. 12 x Body shower |
| 4. 4 x Body shower | |

· Body shower 1jet round
28464000



1. 1 x Body shower
2. 6 x Body shower

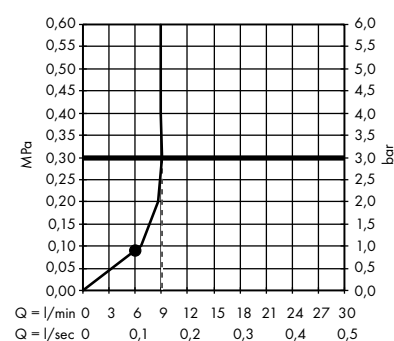
· Body shower 1jet square
28469000



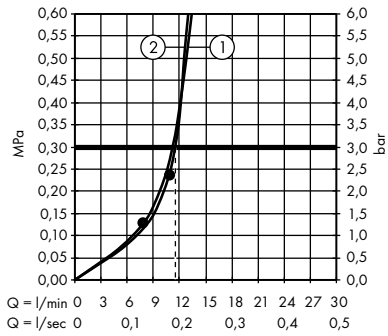
1. 1 x Body shower
2. 6 x Body shower

Hand showers

· Hand shower 75 ljet EcoSmart
48651000, 48651140, 48651340, 48651670, 48651990

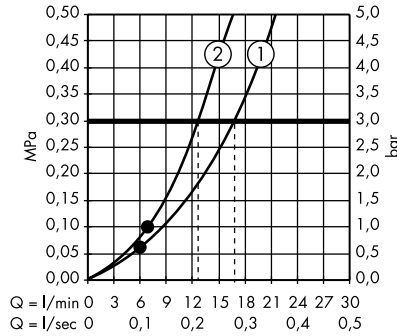


Hand shower 2jet
45720000, 45720140, 45720340, 45720670, 45720990



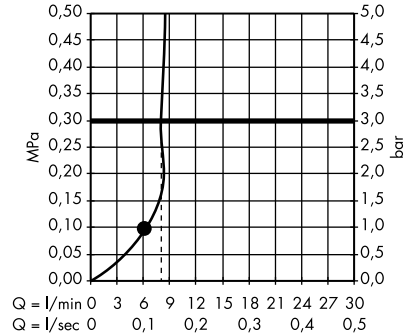
1. Rain
2. Wide flood jet

Baton hand shower 2jet
28532000, 28532140, 28532340, 28532670, 28532820, 28532990

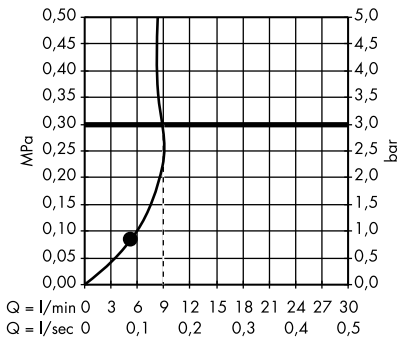


1. Normal spray
2. Soft spray

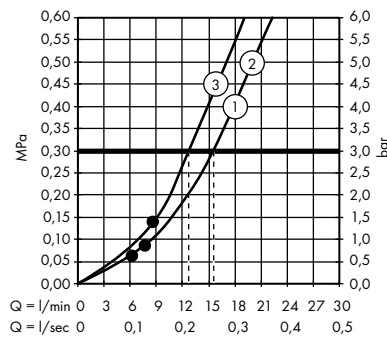
Baton hand shower 1jet EcoSmart
10531000, 10531140, 10531340, 10531820, 10531990



Hand shower 85 1jet
26025000

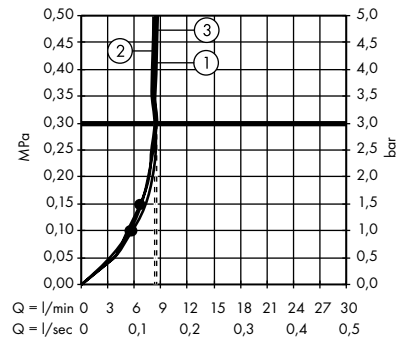


Hand shower 120 3jet
26050000, 26050140, 26050340, 26050670, 26050820, 26050990



1. RainAir
2. Rain
3. WhirlAir

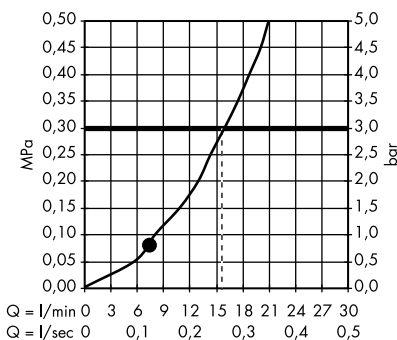
Hand shower 120 3jet EcoSmart
26051000, 26051670



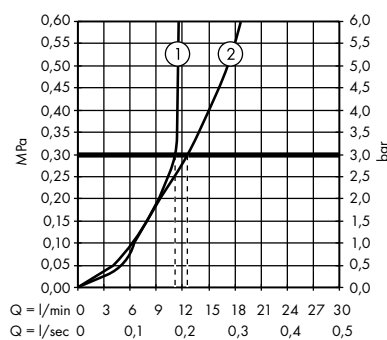
1. RainAir
2. WhirlAir
3. Rain

Showerpipes and shower panels

Hand shower 100 1jet
16320000, 16320340, 16320820

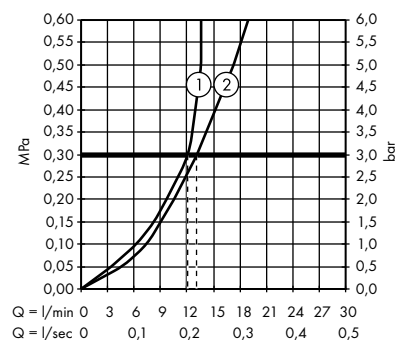


Shower column with thermostat and overhead shower 240 1jet
12672000, 12672340, 12672670, 12672800



1. Overhead shower
2. Hand shower

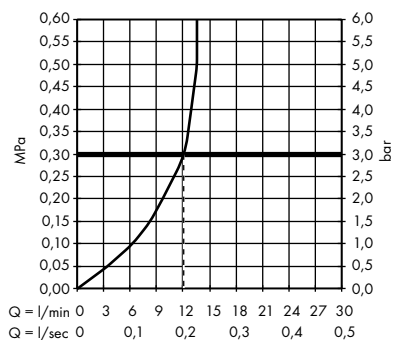
Nature shower column with overhead shower 240 1jet
12670340, 12670670, 12670800



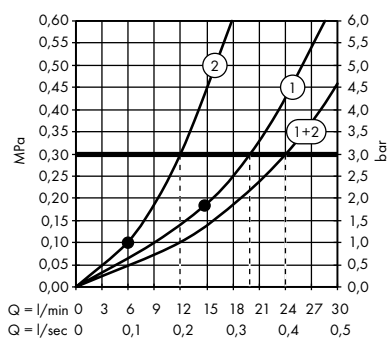
1. Overhead shower
2. Hand shower

The consumption was measured in combination with the appropriate fittings (thermostat/mixer/in-wall valve) to reflect actual application in practice.

· Nature shower column with overhead shower 240 ljet without hand shower
12671340, 12671670, 12671800

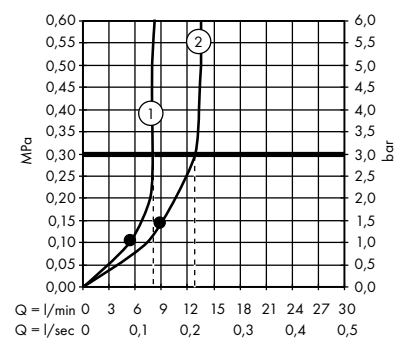


· Showerpipe with thermostat 800 and overhead shower 350 ljet
27984000



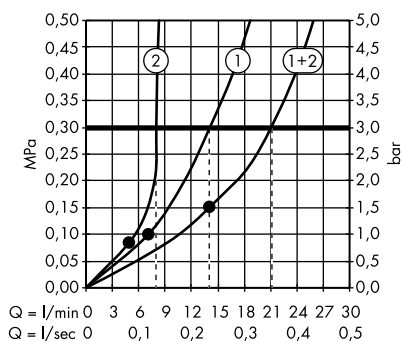
1. Overhead shower
2. Hand shower

· Showerpipe 280 ljet for concealed installation
48790000, 48790140, 48790340, 48790670, 48790990



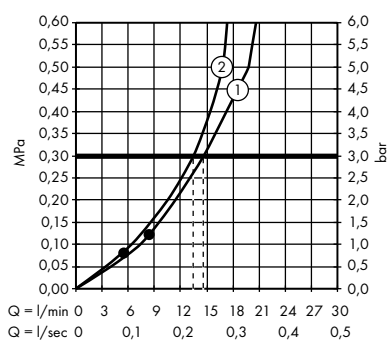
1. Hand shower
2. Overhead shower

· Showerpipe with thermostat and overhead shower 240 ljet
26020000



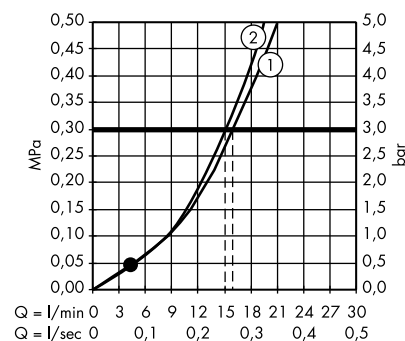
1. Overhead shower
2. Hand shower

· Showerpipe with thermostat and overhead shower 240 ljet
16572000, 16572340, 16572820



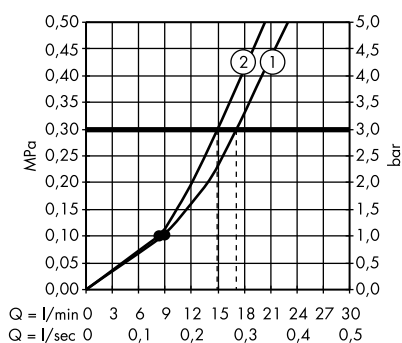
1. Overhead shower
2. Hand shower

· Showerpipe with single lever mixer and overhead shower 180 ljet
39620000, 39620340



1. Overhead shower
2. Hand shower

· Showerpipe with thermostat and overhead shower 180 ljet
39670000, 39670340



1. Overhead shower
2. Hand shower



AXOR Accessories

AXOR Universal	522
AXOR Universal Circular	540
AXOR Montreux	561
AXOR ShowerCollection	567



AXOR Accessories

Highest expression of individual style

Even the smallest details can say something about our personality. For individualists, accessories are no minor matter. They are that certain something. They are a statement with a message. AXOR accessories reflect the aspiration of individual design and holistic excellence that underlies the entire AXOR product range.

Design: Philippe Starck, Antonio Citterio,
Barber Osgerby, PHOENIX

—
EACH INDIVIDUAL AXOR
ACCESSORY IS, IN ITSELF,
A ONE-OF-A-KIND
DESIGN OBJECT.
—

CHARACTERISTIC DESIGN FEATURE:

From minimalist to sculptural, from organic to classic, from extravagant to universal.

THE DESIGNERS' IDEA:

Perfect **accessories**: AXOR Accessories are coordinated with the various collections so that they complement and complete the bathroom atmosphere. Or bring the extra flair of a design object to the bathroom or kitchen. In contrast, AXOR Universal Accessories are linear and modular in design, so they fit to many different collections.

SPECIAL PROGRAM HIGHLIGHTS:

- / AXOR Universal Rectangular Accessories: ideal complement to AXOR collections with cubic or rectangular design language
- / AXOR Universal Circular accessories: Timeless, round design, versatile combinations
- / AXOR Universal Softsquare Accessories: Modular, versatile range in linear design
- / AXOR Montreux: Authentic-traditional design, for combination with classic faucets and shower products

Learn more about AXOR Accessories:

axor-design.com

AXOR Universal Softsquare Accessories

A new take on the special in everyday life: The AXOR Universal Softsquare accessories – including shelves, bath towel bars, soap dispensers, and even coat hooks – are **timelessly** elegant extras that can be used individually or flexibly combined with each other. With their straightforward, generic **design**, they complete the overall **aesthetic** impression of an individual bathroom or kitchen design. Their elegantly rounded corners and universal design harmonize with several AXOR collections and very different style worlds.

Design: Antonio Citterio



Products required:

a. Rail

b. # 42838000 + 2 x # 42870000 Adapterset

c. # 42834000 + 1 x # 42870000 Adapterset



1

Removable glass cover for easy filling and cleaning Highly hygienic because the scratch-resistant, white glass can be cleaned in the dishwasher



Liquid soap dispenser # 42819000

AXOR Universal Softsquare Accessoires can be installed as single items or as a system on a rail - with the additionally required adapter set # 42870000

2




Asymmetrical positioning of shelf (300 mm) on the rail. Adapter set required.

Products required:

- a. # 42838000 AXOR Universal Softsquare shelf 300 mm
- + 1 x # 42870000 Adapterset
- b. Rail

3



An elegant combination of a rail with shelf (300 mm, installed *asymmetrically*) and toilet paper holder. Two adapter sets required.

Products required:

- a. # 42838000 AXOR Universal Softsquare shelf 300 mm
- + 1 x # 42870000 Adapterset
- b. # 42836000 AXOR Universal Softsquare toilet paper holder
- + 1 x # 42870000 Adapterset
- c. Rail

4




Large shelf surface: shelf (300 mm) and liquid soap dispenser on a rail. Three adapter sets required.

Products required:

- a. # 42838000 AXOR Universal Softsquare shelf 300 mm
- + 2 x # 42870000 Adapterset
- b. # 42819000 AXOR Universal Softsquare lotion dispenser
- + 1 x # 42870000 Adapterset
- c. Rail

5




Triple duty: Shelf (300 mm) with two toilet paper holders. Two adapter sets required. One toilet paper holder is mounted in mirrored position.

Products required:

- a. # 42838000 AXOR Universal Softsquare shelf 300 mm
- + 2 x # 42870000 Adapterset
- b. 2 x # 42836000

6



Everything is right where you need it: Multi-functional combination of a rail with shelf (300 mm), toothbrush holder and soap dish/shelf (150 mm). Four adapter sets required.

Products required:

- a. # 42838000 AXOR Universal Softsquare shelf 300 mm
- + 2 x # 42870000 Adapterset
- b. # 42836000 AXOR Universal Softsquare toilet paper holder
- + 1 x # 42870000 Adapterset
- c. # 42803000 + 1 x # 42870000 Adapterset
- d. Rail

7



Toilet paper holder with soap dish/shelf (150 mm) - a space-saving combination for the guest bathroom. One adapter set required.

Products required:

- a. # 42803000 AXOR Universal Softsquare soap dish
- + 1 x # 42870000 Adapterset
- b. # 42836000 AXOR Universal Softsquare toilet paper holder



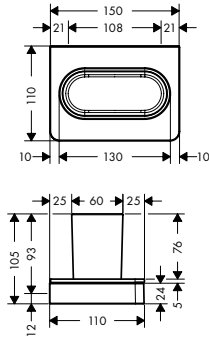
AXOR Universal Softsquare Toothbrush tumbler

Features

/ wall-mounted
/ adapter set no.42870XXX must be used when installing on a rail

/ material: glass
/ holder material: metal
/ with mounting material

/ concealed fastening
/ drilling distance: 108 mm
/ diameter drill hole: 6 mm



finish	code no.
Chrome	42834000
Brushed Bronze	42834140
Brushed Black Chrome	42834340
Matt Black NEW	42834670
Polished Gold Optic	42834990
AXOR Finish-Plus*	42834XXX

Optional parts:



Adapter set

finish	code no.
Chrome	42870000
Brushed Bronze	42870140
Brushed Black Chrome	42870340
Matt Black NEW	42870670
Polished Gold Optic	42870990
AXOR Finish-Plus*	42870XXX

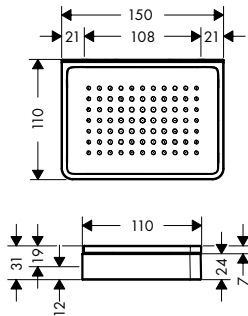
AXOR Universal Softsquare Soap dish/ shelf

Features

/ wall-mounted
/ adapter set no.42870XXX must be used when installing on a rail

/ combinable with roll holder no.42836XXX (adapter no.42870XXX necessary)
/ material recess: ceramic
/ with mounting material

/ concealed fastening
/ drilling distance: 108 mm
/ diameter drill hole: 6 mm



finish	code no.
Chrome	42803000
Brushed Bronze	42803140
Brushed Black Chrome	42803340
Matt Black NEW	42803670
Polished Gold Optic	42803990
AXOR Finish-Plus*	42803XXX

Optional parts:










Adapter set

finish	code no.
Chrome	42870000
Brushed Bronze	42870140
Brushed Black Chrome	42870340
Matt Black NEW	42870670
Polished Gold Optic	42870990
AXOR FinishPlus*	42870XXX

For more information on this product, see the next page.

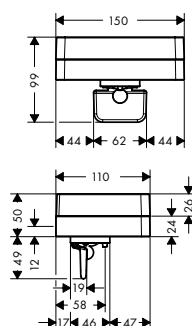
AXOR Universal Softsquare Soap dish/ shelf







Optional parts:	finish	code no.
 Toilet paper holder with cover	 Chrome	42836000
	 Brushed Bronze	42836140
	 Brushed Black Chrome	42836340
	 Matt Black NEW	42836670
	 Polished Gold Optic	42836990
	 AXOR FinishPlus*	42836XXX








AXOR Universal Softsquare Liquid soap dispenser with shelf

Features

- / wall-mounted
- / adapter set no.42870XXX must be used when installing on a rail
- / holder material: metal
- / material container: glass
- / type of soap: liquid soap
- / filling capacity 180 ml
- / dosage 0.5 ml
- / with mounting material
- / drilling distance: 108 mm
- / diameter drill hole: 6 mm
- / can be used additional as a shelf
- / suitable for shower



finish	code no.
 Chrome	42819000
 Brushed Bronze	42819140
 Brushed Black Chrome	42819340
 Matt Black NEW	42819670
 Polished Gold Optic	42819990
 AXOR FinishPlus*	42819XXX

Optional parts:	finish	code no.
 Adapter set	 Chrome	42870000
	 Brushed Bronze	42870140
	 Brushed Black Chrome	42870340
	 Matt Black NEW	42870670
	 Polished Gold Optic	42870990
	 AXOR FinishPlus*	42870XXX

AXOR Universal Softsquare Shelves

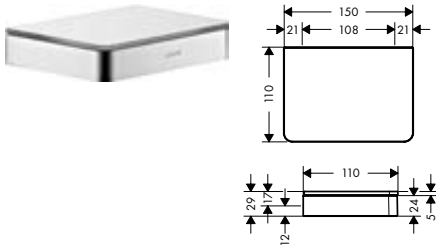
Features of all variants

/ wall-mounted
/ combinable with roll holder no.42836XXX
(adapter no.42870XXX necessary)

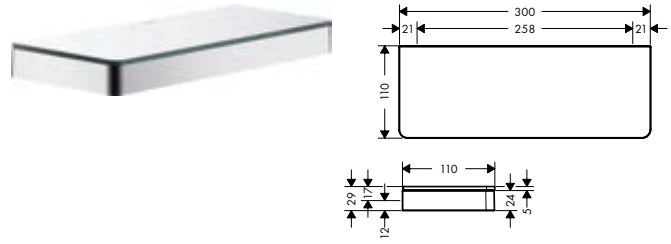
/ material frame: solid brass
/ material shelf: safety glass
/ with mounting material

/ concealed fastening
/ diameter drill hole: 6 mm
/ suitable for shower

150



300



Overview variants

product dimensions (mm)	finish	code no.
150	Chrome	42840000
	Brushed Bronze	42840140
	Brushed Black Chrome	42840340
	Matt Black NEW	42840670
	Polished Gold Optic	42840990
	AXOR FinishPlus*	42840XXX
	300	Chrome
Brushed Bronze		42838140
Brushed Black Chrome		42838340
Polished Gold Optic		42838990
AXOR FinishPlus*		42838XXX

Optional parts:



Adapter set

finish	code no.
Chrome	42870000
Brushed Bronze	42870140
Brushed Black Chrome	42870340
Matt Black NEW	42870670
Polished Gold Optic	42870990
AXOR FinishPlus*	42870XXX
Chrome	42836000
Brushed Bronze	42836140
Brushed Black Chrome	42836340
Matt Black NEW	42836670
Polished Gold Optic	42836990
AXOR FinishPlus*	42836XXX



Toilet paper holder with cover

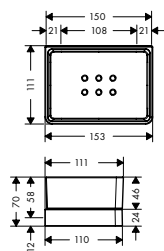
AXOR Universal Softsquare Shelf 150/70 for shower

Features

/ wall-mounted
 / adapter set no.42870XXX must be used when installing on a rail
 / holder material: metal

/ material shelf: glass
 / with drain holes
 / with mounting material
 / concealed fastening

/ drilling distance: 108 mm
 / diameter drill hole: 6 mm
 / suitable for shower



finish	code no.
Chrome	42802000
Brushed Bronze	42802140
Brushed Black Chrome	42802340
Polished Gold Optic	42802990
AXOR FinishPlus*	42802XXX

Optional parts:



Adapter set

finish	code no.
Chrome	42870000
Brushed Bronze	42870140
Brushed Black Chrome	42870340
Polished Gold Optic	42870990
AXOR FinishPlus*	42870XXX

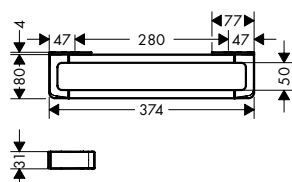
AXOR Universal Softsquare Rail grab bar 300 mm

Features

/ wall-mounted
 / across or upright mountable
 / material: metal
 / holder material: metal

/ length: 374 mm
 / with mounting material
 / concealed fastening
 / drilling distance: 280 mm

/ diameter drill hole: 6 mm
 / use as a rail for accessories and grab bar
 / TÜV certified



finish	code no.
Chrome	42830000
Brushed Bronze	42830140
Brushed Black Chrome	42830340
Matt Black NEW	42830670
Polished Gold Optic	42830990
AXOR FinishPlus*	42830XXX

Optional parts:



Mounting kit for two-sided glass installation



Cover for rail



Shower slider

finish	code no.
Chrome	42841000
Chrome	42871000
Brushed Bronze	42871140
Brushed Black Chrome	42871340
Matt Black NEW	42871670
Polished Gold Optic	42871990
AXOR FinishPlus*	42871XXX
Chrome	92726000
AXOR FinishPlus*	92726XXX

AXOR Universal Softsquare Bath towel holders

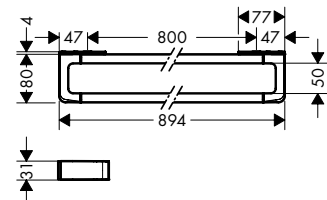
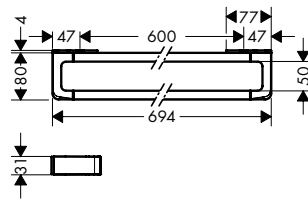
Features of all variants

/ wall-mounted
/ material: metal
/ holder material: metal

/ fixed
/ with mounting material
/ diameter drill hole: 6 mm



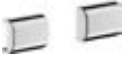
/ use as a rail for accessories and bath towel holder
/ concealed fastening

600/800



Overview variants

	product dimensions (mm)	finish	code no.
600		Chrome	42832000
		Brushed Bronze	42832140
		Brushed Black Chrome	42832340
		Matt Black NEW	42832670
		Polished Gold Optic	42832990
		AXOR FinishPlus*	42832XXX
		800	Chrome
800		Brushed Bronze	42833140
		Brushed Black Chrome	42833340
		Matt Black NEW	42833670
		Polished Gold Optic	42833990
		AXOR FinishPlus*	42833XXX

Optional parts:	finish	code no.
 Shower slider	Chrome	92726000
	AXOR FinishPlus*	92726XXX
 Mounting kit for two-sided glass installation		42841000
 Cover for rail	Chrome	42871000
	Brushed Bronze	42871140
	Brushed Black Chrome	42871340
	Matt Black NEW	42871670
	Polished Gold Optic	42871990
	AXOR FinishPlus*	42871XXX

* AXOR FinishPlus: For further AXOR FinishPlus surfaces please see the AXOR FinishPlus overview on page 24.

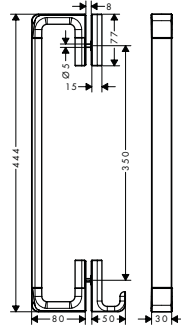
AXOR Universal Softsquare Shower door handle 444 mm

Features

/ material: metal
/ holder material: metal
/ fixed

/ length: 444 mm
/ with mounting material
/ thickness of glass: 6 - 12 mm

/ drilling distance: 350 mm
/ can be used simultaneously as a bath towel holder
/ concealed fastening



finish	code no.
Chrome	42837000
Brushed Bronze	42837140
Brushed Black Chrome	42837340
Matt Black NEW	42837670
Polished Gold Optic	42837990
AXOR FinishPlus*	42837XXX

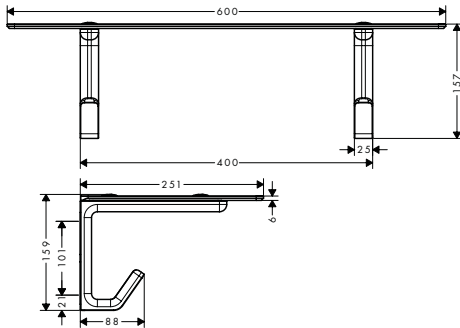
AXOR Universal Softsquare Bath towel shelf

Features

/ wall-mounted
/ material: glass, metal
/ length: 600 mm

/ thickness of glass: 6 mm
/ with mounting material
/ drilling distance: 400 mm

/ diameter drill hole: 6 mm
/ for hanging bathrobes



finish	code no.
Chrome	42842000
AXOR FinishPlus*	42842XXX

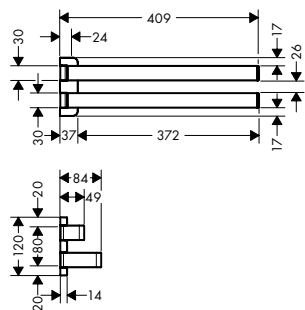
AXOR Universal Softsquare Towel holder twin-handle

Features

/ wall-mounted
/ material: metal
/ holder material: metal

/ swivelling
/ length: 409 mm
/ with mounting material

/ drilling distance: 80 mm
/ diameter drill hole: 6 mm
/ concealed fastening



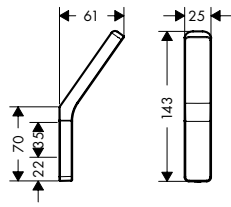
finish	code no.
Chrome	42821000
Brushed Bronze	42821140
Brushed Black Chrome	42821340
Matt Black NEW	42821670
Polished Gold Optic	42821990
AXOR FinishPlus*	42821XXX







AXOR Universal Softsquare Towel hook**Features**

/ wall-mounted
/ material: metal

/ with mounting material
/ concealed fastening

/ drilling distance: 35 mm
/ diameter drill hole: 6 mm



finish		code no.
 Chrome		42801000
 Brushed Bronze		42801140
 Brushed Black Chrome		42801340
 Matt Black	NEW	42801670
 Polished Gold Optic		42801990
 AXOR FinishPlus*		42801XXX

AXOR Universal Softsquare Toilet paper holders

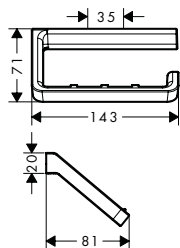
Features of all variants

/ wall-mounted
/ with mounting material

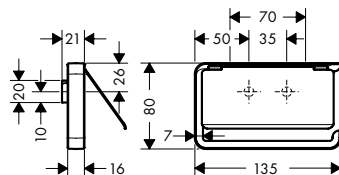
/ concealed fastening
/ drilling distance: 35 mm

/ diameter drill hole: 6 mm

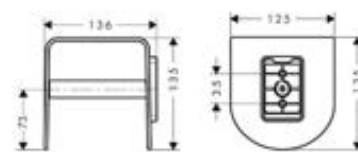
without cover



with cover



with shelf



Overview variants

version	finish	code no.
without cover	Chrome	42846000
	Brushed Bronze	42846140
	Brushed Black Chrome	42846340
	Matt Black NEW	42846670
	Polished Gold Optic	42846990
	AXOR FinishPlus*	42846XXX
with cover	Chrome	42836000
	Brushed Bronze	42836140
	Brushed Black Chrome	42836340
	Matt Black NEW	42836670
	Polished Gold Optic	42836990
	AXOR FinishPlus*	42836XXX
with shelf	Chrome	42436000
	AXOR FinishPlus*	42436XXX

Optional parts:

	For	finish	code no.
Adapter set	42836XXX	Chrome	42870000
		Brushed Bronze	42870140
		Brushed Black Chrome	42870340
		Matt Black NEW	42870670
		Polished Gold Optic	42870990
		AXOR FinishPlus*	42870XXX

For more information on this product, see the next page.

Measurements within scale drawings are in mm.

Technical specifications and units of measure are subject to change.

AXOR Universal Softsquare Cover for rail

Features

/ for covering the mounting holes if a continuous cover is not desired



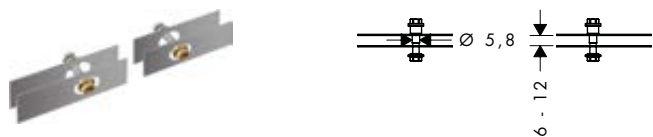
finish	code no.
Chrome	42871000
Brushed Bronze	42871140
Brushed Black Chrome	42871340
Matt Black NEW	42871670
Polished Gold Optic	42871990
AXOR FinishPlus*	42871XXX

AXOR Universal Softsquare Mounting kit for two-sided glass installation

Features

/ thickness of glass: 6 - 12 mm

/ diameter drill hole: 6 mm



code no.
42841000



AXOR Universal Circular Accessories

With their **minimalist**, delicate, and timeless design combined with the utmost precision, AXOR Universal Circular accessories offer simplicity in form – for a harmonious overall impression in the bathroom. The products are characterized by a consistent, recognizable design language that runs through all areas of the bathroom – with slim silhouettes, rounded corners, and balanced proportions. Thanks to their timeless design, the products can be combined completely freely with different styles and fit perfectly with the AXOR portfolio collections. AXOR FinishPlus allows for customization with different PVD surfaces, as well as the new lacquered Matt Black surface.

Design: Barber Osgerby



DOUBLE HOOK
/ Minimalistic design
/ Slim silhouettes

WALL MIRROR

- / Diameter: 600 mm
- / New Matt Black painted surface



LOTION DISPENSER

- / Filling capacity: 300 ml
- / Dosage: 2 ml
- / Corrosion-resistant spout tube



The wide product range of the AXOR Universal Circular Accessories program includes a bath towel bar – also available in the new painted Matt Black finish.

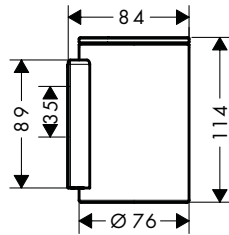
AXOR Universal Circular Toothbrush tumbler

Features

/ wall-mounted
/ material: glass
/ holder material: metal

/ with mounting material
/ concealed fastening
/ drilling distance: 35 mm

/ diameter drill hole: 6 mm



finish	code no.
Chrome	42804000
Brushed Bronze	42804140
Brushed Black Chrome	42804340
Matt Black	42804670
Brushed Nickel	42804820
Polished Gold Optic	42804990
AXOR FinishPlus*	42804XXX

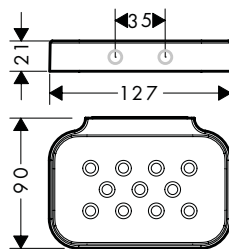
AXOR Universal Circular Soap dish

Features

/ wall-mounted
/ with mounting material

/ concealed fastening
/ drilling distance: 35 mm

/ diameter drill hole: 6 mm



finish	code no.
Chrome	42805000
Brushed Bronze	42805140
Brushed Black Chrome	42805340
Matt Black	42805670
Brushed Nickel	42805820
Polished Gold Optic	42805990
AXOR FinishPlus*	42805XXX

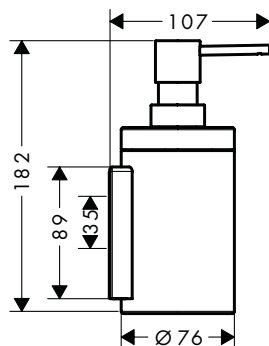
AXOR Universal Circular Liquid soap dispenser

Features

/ wall-mounted
/ holder material: metal
/ material container: metal

/ type of soap: liquid soap
/ filling capacity 300 ml
/ dosage 2 ml

/ with mounting material
/ drilling distance: 35 mm
/ diameter drill hole: 6 mm



finish	code no.
Chrome	42810000
Brushed Bronze	42810140
Brushed Black Chrome	42810340
Matt Black	42810670
Brushed Nickel	42810820
Polished Gold Optic	42810990
AXOR FinishPlus*	42810XXX

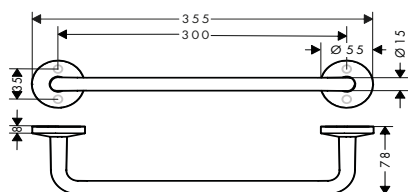
AXOR Universal Circular Grab bar

Features

/ wall-mounted
/ material: metal
/ holder material: metal

/ length: 355 mm
/ with mounting material
/ concealed fastening

/ drilling distance: 300 mm
/ diameter drill hole: 6 mm
/ TÜV certified



finish	code no.
Chrome	42813000
Brushed Bronze	42813140
Brushed Black Chrome	42813340
Matt Black	42813670
Brushed Nickel	42813820
Polished Gold Optic	42813990
AXOR FinishPlus*	42813XXX

AXOR Universal Circular Bath towel holders

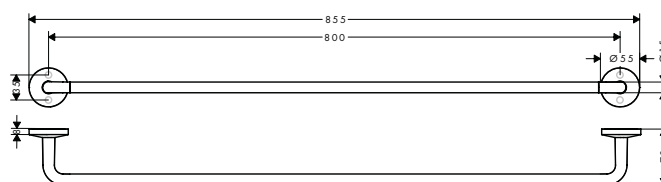
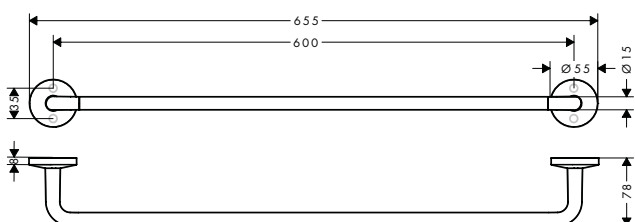
Features of all variants

/ wall-mounted
/ material: metal

/ fixed
/ with mounting material

/ diameter drill hole: 6 mm

600/800



Overview variants

product dimensions (mm)	finish	code no.
600	Chrome	42860000
	Brushed Bronze	42860140
	Brushed Black Chrome	42860340
	Matt Black	42860670
	Brushed Nickel	42860820
	Polished Gold Optic	42860990
	AXOR FinishPlus*	42860XXX
800	Chrome	42880000
	Brushed Bronze	42880140
	Brushed Black Chrome	42880340
	Matt Black	42880670
	Brushed Nickel	42880820
	Polished Gold Optic	42880990
	AXOR FinishPlus*	42880XXX

Measurements within scale drawings are in mm.

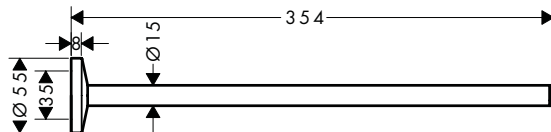
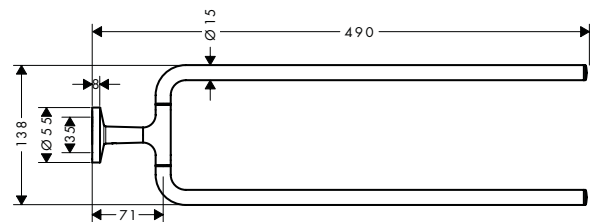
Technical specifications and units of measure are subject to change.

AXOR Universal Circular Towel holders**Features of all variants**

/ wall-mounted
/ material: metal

/ with mounting material
/ drilling distance: 35 mm

/ diameter drill hole: 6 mm
/ concealed fastening

single**double****Overview variants**

number of holder	Swivelling	finish	code no.
1 holder	-	Chrome	42826000
		Brushed Bronze	42826140
		Brushed Black Chrome	42826340
		Matt Black	42826670
		Brushed Nickel	42826820
		Polished Gold Optic	42826990
		AXOR FinishPlus*	42826XXX
		2 holders	■
Brushed Bronze	42822140		
Brushed Black Chrome	42822340		
Matt Black	42822670		
Brushed Nickel	42822820		
Polished Gold Optic	42822990		
AXOR FinishPlus*	42822XXX		

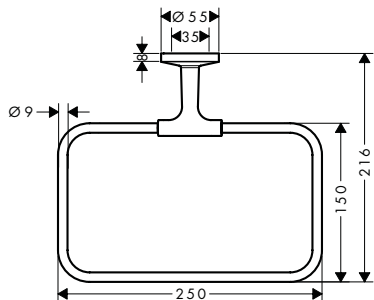
AXOR Universal Circular Towel ring

Features

/ wall-mounted
/ material: metal
/ swivelling

/ with mounting material
/ concealed fastening
/ drilling distance: 35 mm

/ diameter drill hole: 6 mm



finish	code no.
Chrome	42823000
Brushed Bronze	42823140
Brushed Black Chrome	42823340
Matt Black	42823670
Brushed Nickel	42823820
Polished Gold Optic	42823990
AXOR FinishPlus*	42823XXX

AXOR Universal Circular Towel hooks

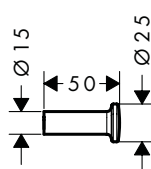
Features of all variants

/ wall-mounted
/ material: metal

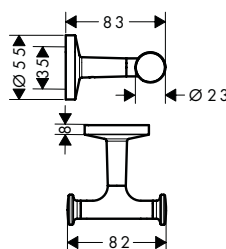
/ with mounting material
/ concealed fastening

/ diameter drill hole: 6 mm

single



double



Overview variants

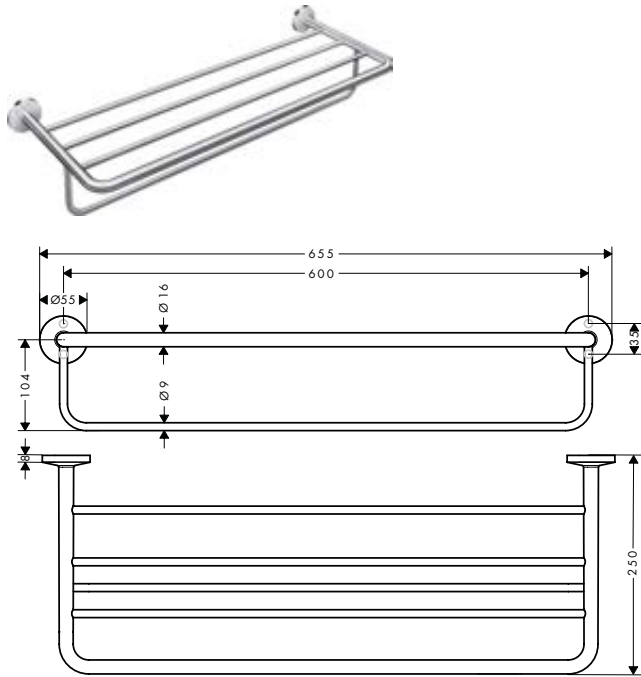
number of hooks	finish	code no.
1 hook	Chrome	42811000
	Brushed Bronze	42811140
	Brushed Black Chrome	42811340
	Matt Black	42811670
	Brushed Nickel	42811820
	Polished Gold Optic	42811990
	AXOR FinishPlus*	42811XXX
2 hooks	Chrome	42812000
	Brushed Bronze	42812140
	Brushed Black Chrome	42812340
	Matt Black	42812670
	Brushed Nickel	42812820
	Polished Gold Optic	42812990
	AXOR FinishPlus*	42812XXX

AXOR Universal Circular Towel rack with towel holder**Features**

/ wall-mounted
/ material: metal
/ length: 655 mm

/ with mounting material
/ concealed fastening
/ drilling distance: 600 mm

/ diameter drill hole: 6 mm



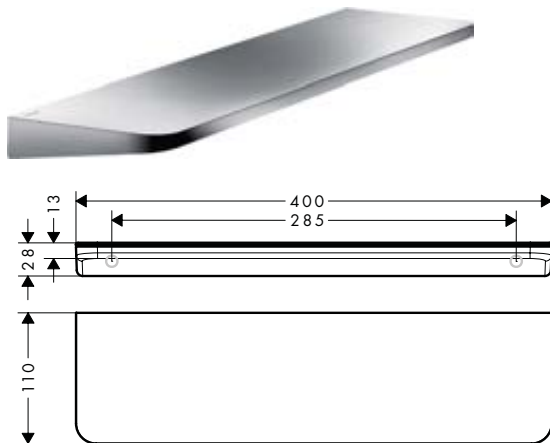
finish	code no.
Chrome	42843000
Brushed Bronze	42843140
Brushed Black Chrome	42843340
Matt Black	42843670
Brushed Nickel	42843820
Polished Gold Optic	42843990
AXOR FinishPlus*	42843XXX

AXOR Universal Circular Shelf 400**Features**

/ wall-mounted
/ material frame: solid brass
/ material shelf: metal

/ length: 400 mm
/ with mounting material
/ concealed fastening

/ drilling distance: 340 mm
/ diameter drill hole: 6 mm
/ suitable for shower



finish	code no.
Chrome	42844000
Brushed Bronze	42844140
Brushed Black Chrome	42844340
Matt Black	42844670
Brushed Nickel	42844820
Polished Gold Optic	42844990
AXOR FinishPlus*	42844XXX

AXOR Universal Circular Toilet paper holders

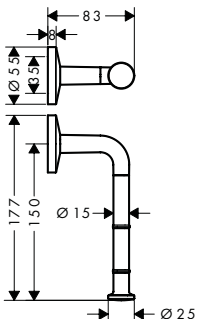
Features of all variants

/ wall-mounted
/ material: metal

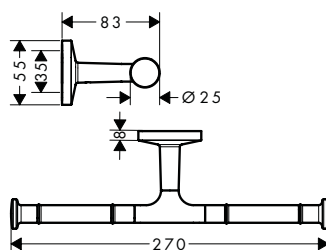
/ with mounting material
/ concealed fastening

/ drilling distance: 35 mm
/ diameter drill hole: 6 mm

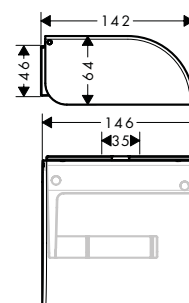
single



double



with cover



Overview variants

version	finish	code no.	
single	Chrome	42856000	
	Brushed Bronze	42856140	
	Brushed Black Chrome	42856340	
	Matt Black	42856670	
	Brushed Nickel	42856820	
	Polished Gold Optic	42856990	
	AXOR FinishPlus*	42856XXX	
	double	Chrome	42857000
double	Brushed Bronze	42857140	
	Brushed Black Chrome	42857340	
	Matt Black	42857670	
	Brushed Nickel	42857820	
	Polished Gold Optic	42857990	
	AXOR FinishPlus*	42857XXX	
	with cover	Chrome	42858000
	with cover	Brushed Bronze	42858140
Brushed Black Chrome		42858340	
Matt Black		42858670	
Brushed Nickel		42858820	
Polished Gold Optic		42858990	
AXOR FinishPlus*		42858XXX	

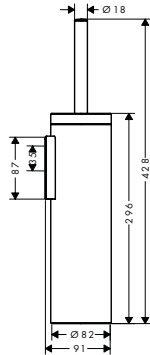
AXOR Universal Circular Toilet brush holder wall-mounted

Features

/ wall-mounted
/ material: metal
/ material recess: matt plastic

/ with cover lid
/ with removable insert
/ with mounting material

/ concealed fastening
/ drilling distance 35 mm
/ diameter drill hole: 6 mm



finish	code no.
Chrome	42855000
Brushed Bronze	42855140
Brushed Black Chrome	42855340
Matt Black	42855670
Brushed Nickel	42855820
Polished Gold Optic	42855990
AXOR FinishPlus*	42855XXX

Optional parts:



Replacement toilet brush without stick

finish	code no.
Black	40068000
White	40088000



Replacement toilet brush without stick

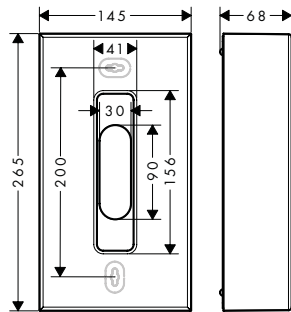
AXOR Universal Circular Tissue box

Features

/ wall-mounted
/ screw fastening
/ material: metal, plastic

/ with mounting material
/ concealed fastening
/ drilling distance 200 mm

/ diameter drill hole: 6 mm



finish	code no.
Chrome	42873000
Brushed Bronze	42873140
Brushed Black Chrome	42873340
Matt Black	42873670
Brushed Nickel	42873820
Polished Gold Optic	42873990
AXOR FinishPlus*	42873XXX

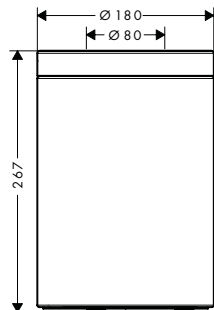
AXOR Universal Circular Waste bin

Features

/ free-standing
/ material: metal

/ material recess: plastic
/ capacity: 5 l

/ with removable insert



finish	code no.
Chrome	42872000
Brushed Bronze	42872140
Brushed Black Chrome	42872340
Matt Black	42872670
Brushed Nickel	42872820
Polished Gold Optic	42872990
AXOR FinishPlus*	42872XXX

* AXOR FinishPlus: For further AXOR FinishPlus surfaces please see the AXOR FinishPlus overview on page 24.

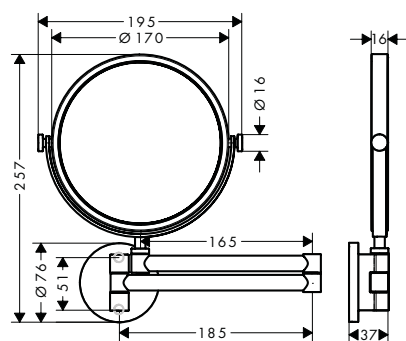
AXOR Universal Circular Shaving mirror

Features

/ material: mirror glass
 / material frame: metal
 / mirror is inclinable
 / swivelling

/ enlargement: 1.7-times
 / with mounting material
 / concealed fastening
 / drilling distance: 51 mm

/ diameter drill hole: 6 mm
 / wall-mounted



finish	code no.
Chrome	42849000
Brushed Bronze	42849140
Brushed Black Chrome	42849340
Matt Black	42849670
Brushed Nickel	42849820
Polished Gold Optic	42849990
AXOR FinishPlus*	42849XXX

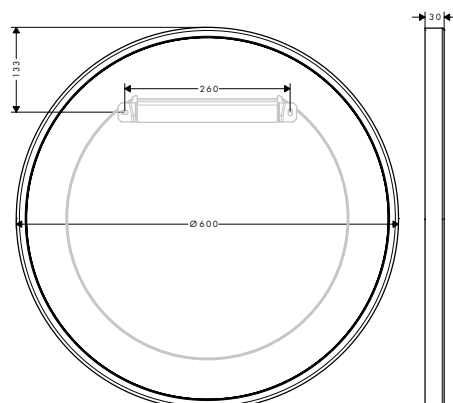
AXOR Universal Circular Wall mirror

Features

/ material: mirror glass
 / material frame: metal
 / with mounting material

/ concealed fastening
 / drilling distance: 260 mm
 / diameter drill hole: 6 mm

/ wall-mounted



finish	code no.
Chrome	42848000
Matt Black	42848670

AXOR



AXOR Universal Rectangular Accessories

The new AXOR Universal Rectangular Accessories, developed in collaboration with Philippe Starck, are the ideal complement to any AXOR collection with a cubic or rectangular design language. Their clear, no-frills design never takes center stage, but sets understated, high-quality accents in the bathroom. The broad product range includes a shaving mirror, a soap dispenser, toilet paper holders, and a variety of towel bars.

Design: Philippe Starck

SHAVING MIRROR

- / Consistently rectangular design
- / Swiveling

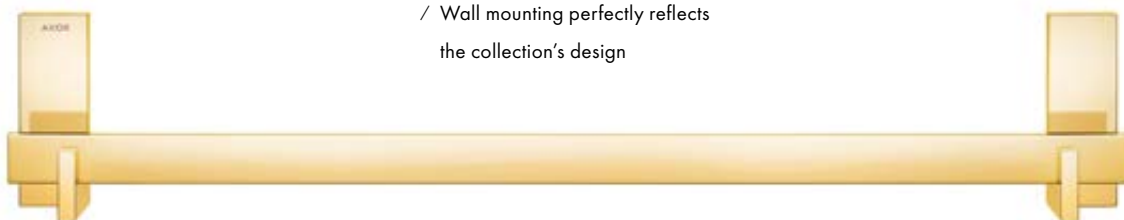


SINGLE HOOK

- / Flat, precise design

BATH TOWEL BAR

- / Wall mounting perfectly reflects
the collection's design





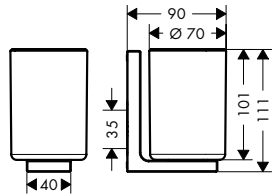
AXOR Universal Rectangular Toothbrush tumbler

Features

/ wall-mounted
/ material: glass
/ holder material: metal

/ with mounting material
/ concealed fastening
/ drilling distance: 35 mm

/ diameter drill hole: 6 mm



finish		code no.
Chrome	NEW	42604000
Brushed Bronze	NEW	42604140
Brushed Black Chrome	NEW	42604340
Brushed Nickel	NEW	42604820
Polished Gold Optic	NEW	42604990
AXOR FinishPlus*	NEW	42604XXX

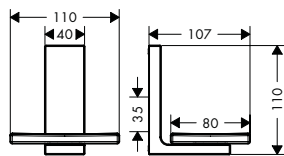
AXOR Universal Rectangular Soap dish

Features

/ wall-mounted
/ material shelf: glass
/ holder material: metal

/ with mounting material
/ concealed fastening
/ drilling distance: 35 mm

/ diameter drill hole: 6 mm



finish		code no.
Chrome	NEW	42605000
Brushed Bronze	NEW	42605140
Brushed Black Chrome	NEW	42605340
Brushed Nickel	NEW	42605820
Polished Gold Optic	NEW	42605990
AXOR FinishPlus*	NEW	42605XXX

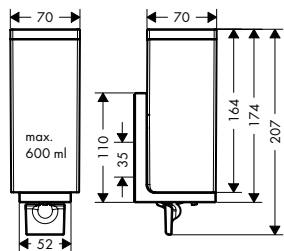
AXOR Universal Rectangular Liquid soap dispenser

Features

/ wall-mounted
/ holder material: metal
/ material container: plastic
/ type of soap: liquid soap

/ filling capacity 600 ml
/ dosage 0.5 ml
/ with mounting material
/ drilling distance: 35 mm

/ diameter drill hole: 6 mm
/ suitable for shower



finish		code no.
Chrome	NEW	42610000
Brushed Bronze	NEW	42610140
Brushed Black Chrome	NEW	42610340
Brushed Nickel	NEW	42610820
Polished Gold Optic	NEW	42610990
AXOR FinishPlus*	NEW	42610XXX

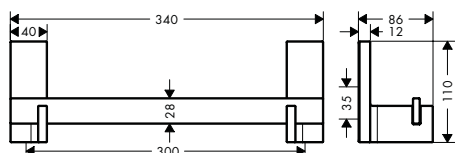
AXOR Universal Rectangular Grab bar

Features

/ wall-mounted
/ material: metal
/ length: 340 mm

/ with mounting material
/ concealed fastening
/ drilling distance: 300 mm

/ diameter drill hole: 6 mm
/ suitable for shower



finish		code no.
Chrome	NEW	42613000
Brushed Bronze	NEW	42613140
Brushed Black Chrome	NEW	42613340
Brushed Nickel	NEW	42613820
Polished Gold Optic	NEW	42613990
AXOR FinishPlus*	NEW	42613XXX

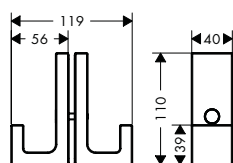
AXOR Universal Rectangular Shower door handle

Features

/ material: metal
/ holder material: metal

/ with mounting material
/ thickness of glass: 6 - 12 mm

/ diameter drill hole: 6 mm
/ concealed fastening



finish		code no.
Chrome	NEW	42639000
Brushed Bronze	NEW	42639140
Brushed Black Chrome	NEW	42639340
Brushed Nickel	NEW	42639820
Polished Gold Optic	NEW	42639990
AXOR FinishPlus*	NEW	42639XXX

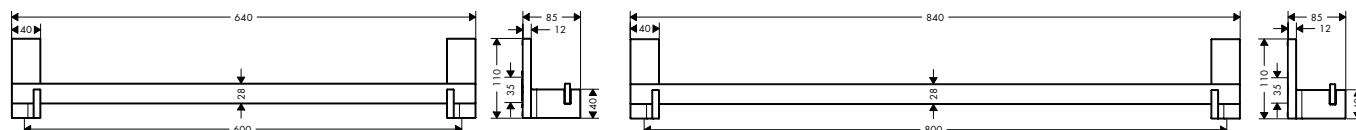
AXOR Universal Rectangular Bath towel holders

Features of all variants

/ wall-mounted
/ material: metal

/ with mounting material
/ diameter drill hole: 6 mm

600/800



For more information on this product, see the next page.

Measurements within scale drawings are in mm.

Technical specifications and units of measure are subject to change.

AXOR Universal Rectangular Bath towel holders

Overview variants

product dimensions (mm)	finish	code no.
600	 Chrome NEW 42661000	
	 Brushed Bronze NEW 42661140	
	 Brushed Black Chrome NEW 42661340	
	 Brushed Nickel NEW 42661820	
	 Polished Gold Optic NEW 42661990	
	 AXOR FinishPlus* NEW 42661XXX	
	800	 Chrome NEW 42683000
 Brushed Bronze NEW 42683140		
 Brushed Black Chrome NEW 42683340		
 Brushed Nickel NEW 42683820		
 Polished Gold Optic NEW 42683990		
 AXOR FinishPlus* NEW 42683XXX		

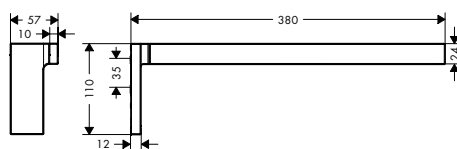
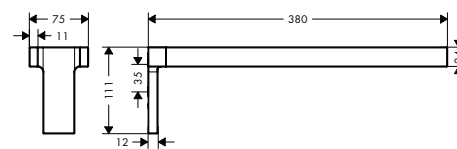
AXOR Universal Rectangular Towel holders













Features of all variants

/ wall-mounted
/ material: metal
/ fixed

/ length: 380 mm
/ with mounting material
/ drilling distance: 35 mm

/ diameter drill hole: 6 mm
/ concealed fastening

single

double

Overview variants

number of holder	finish	code no.
1 holder	 Chrome NEW 42626000	
	 Brushed Bronze NEW 42626140	
	 Brushed Black Chrome NEW 42626340	
	 Brushed Nickel NEW 42626820	
	 Polished Gold Optic NEW 42626990	
	 AXOR FinishPlus* NEW 42626XXX	
	2 holders	 Chrome NEW 42622000
 Brushed Bronze NEW 42622140		
 Brushed Black Chrome NEW 42622340		
 Brushed Nickel NEW 42622820		
 Polished Gold Optic NEW 42622990		
 AXOR FinishPlus* NEW 42622XXX		

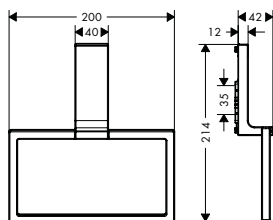
AXOR Universal Rectangular Towel ring

Features

/ wall-mounted
/ material: metal
/ swivelling

/ with mounting material
/ concealed fastening
/ drilling distance: 35 mm

/ diameter drill hole: 6 mm



finish		code no.
Chrome	NEW	42623000
Brushed Bronze	NEW	42623140
Brushed Black Chrome	NEW	42623340
Brushed Nickel	NEW	42623820
Polished Gold Optic	NEW	42623990
AXOR FinishPlus*	NEW	42623XXX

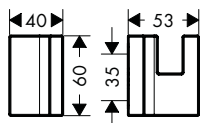
AXOR Universal Rectangular Towel hook

Features

/ wall-mounted
/ material: metal

/ with mounting material
/ concealed fastening

/ drilling distance: 35 mm
/ diameter drill hole: 6 mm



finish		code no.
Chrome	NEW	42611000
Brushed Bronze	NEW	42611140
Brushed Black Chrome	NEW	42611340
Brushed Nickel	NEW	42611820
Polished Gold Optic	NEW	42611990
AXOR FinishPlus*	NEW	42611XXX

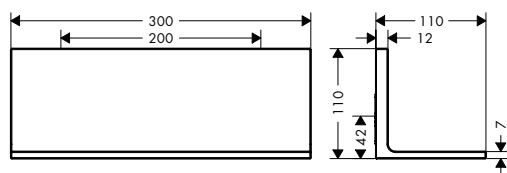
AXOR Universal Rectangular Shelf 300

Features

/ wall-mounted
/ material shelf: metal
/ length: 300 mm

/ with mounting material
/ concealed fastening
/ drilling distance: 200 mm

/ diameter drill hole: 6 mm
/ suitable for shower



finish		code no.
Chrome	NEW	42644000
Brushed Bronze	NEW	42644140
Brushed Black Chrome	NEW	42644340
Brushed Nickel	NEW	42644820
Polished Gold Optic	NEW	42644990
AXOR FinishPlus*	NEW	42644XXX

AXOR Universal Rectangular Toilet paper holders

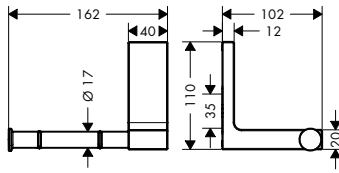
Features of all variants

/ wall-mounted
/ material: metal

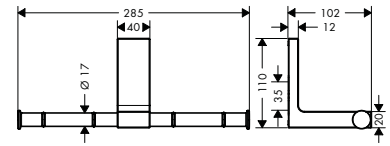
/ with mounting material
/ concealed fastening

/ drilling distance: 35 mm
/ diameter drill hole: 6 mm

single



double



Overview variants

version	finish	code no.
single	Chrome NEW	42656000
	Brushed Bronze NEW	42656140
	Brushed Black Chrome NEW	42656340
	Brushed Nickel NEW	42656820
	Polished Gold Optic NEW	42656990
	AXOR FinishPlus* NEW	42656XXX
	double	Chrome NEW
Brushed Bronze NEW		42657140
Brushed Black Chrome NEW		42657340
Brushed Nickel NEW		42657820
Polished Gold Optic NEW		42657990
AXOR FinishPlus* NEW		42657XXX

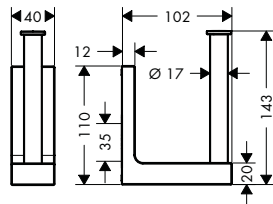
AXOR Universal Rectangular Spare roll holder

Features

/ wall-mounted
/ material: metal

/ with mounting material
/ concealed fastening

/ drilling distance: 35 mm
/ diameter drill hole: 6 mm



finish	code no.
Chrome NEW	42654000
Brushed Bronze NEW	42654140
Brushed Black Chrome NEW	42654340
Brushed Nickel NEW	42654820
Polished Gold Optic NEW	42654990
AXOR FinishPlus* NEW	42654XXX

* AXOR FinishPlus: For further AXOR FinishPlus surfaces please see the AXOR FinishPlus overview on page 24.

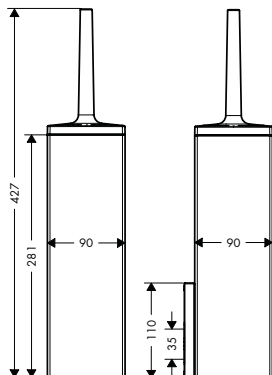
AXOR Universal Rectangular Toilet brush holder wall-mounted

Features

/ wall-mounted
/ material: metal
/ with cover lid

/ with removable insert
/ with mounting material
/ concealed fastening

/ drilling distance 35 mm
/ diameter drill hole: 6 mm



finish		code no.
Chrome	NEW	42655000
Brushed Bronze	NEW	42655140
Brushed Black Chrome	NEW	42655340
Brushed Nickel	NEW	42655820
Polished Gold Optic	NEW	42655990
AXOR FinishPlus*	NEW	42655XXX

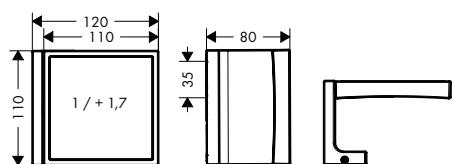
AXOR Universal Rectangular Shaving mirror

Features

/ material: mirror glass
/ material frame: metal
/ mirror is inclinable

/ enlargement: 1.7-times
/ with mounting material
/ concealed fastening

/ drilling distance: 35 mm
/ diameter drill hole: 6 mm
/ wall-mounted



finish		code no.
Chrome	NEW	42649000
Brushed Bronze	NEW	42649140
Brushed Black Chrome	NEW	42649340
Brushed Nickel	NEW	42649820
Polished Gold Optic	NEW	42649990
AXOR FinishPlus*	NEW	42649XXX



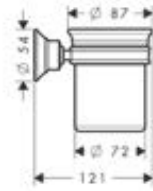
AXOR Montreux Toothbrush tumbler

Features

/ wall-mounted
/ material: glass
/ holder material: metal

/ with mounting material
/ concealed fastening
/ drilling distance: 35 mm

/ diameter drill hole: 6 mm



finish	code no.
Chrome	42134000
Brushed Black Chrome	42134340
Brushed Nickel	42134820
AXOR FinishPlus*	42134XXX

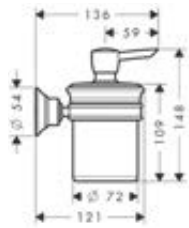
AXOR Montreux Liquid soap dispenser

Features

/ wall-mounted
/ holder material: metal
/ material container: glass

/ type of soap: liquid soap
/ filling capacity 300 ml
/ with mounting material

/ concealed fastening
/ drilling distance: 35 mm
/ diameter drill hole: 6 mm



finish	code no.
Chrome	42019000
Brushed Black Chrome	42019340
Brushed Nickel	42019820
AXOR FinishPlus*	42019XXX

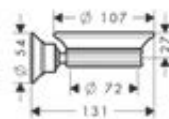
AXOR Montreux Soap dish

Features

/ wall-mounted
/ material recess: ceramic
/ holder material: metal

/ with mounting material
/ concealed fastening
/ drilling distance: 35 mm

/ diameter drill hole: 6 mm



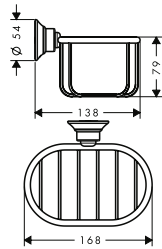
finish	code no.
Chrome	42033000
Brushed Black Chrome	42033340
Brushed Nickel	42033820
AXOR FinishPlus*	42033XXX

AXOR Montreux Corner basket 160/101

Features

/ wall-mounted
/ with mounting material

/ drilling distance: 35 mm
/ diameter drill hole: 6 mm



finish	code no.
Chrome	42065000
Brushed Black Chrome	42065340
Brushed Nickel	42065820
AXOR FinishPlus*	42065XXX

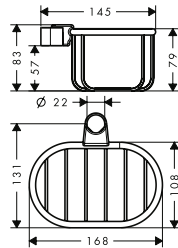
AXOR Montreux Corner basket 160/83

Features

/ wall-mounted

/ with mounting material

/ suitable for mounting on Unica wall bar Ø 22 mm



finish	code no.
Chrome	42066000
Brushed Black Chrome	42066340
Brushed Nickel	42066820
AXOR FinishPlus*	42066XXX

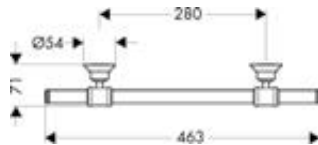
AXOR Montreux Grab bar

Features

/ wall-mounted
/ material: metal
/ holder material: metal

/ length: 463 mm
/ with mounting material
/ concealed fastening

/ drilling distance: 280 x 170 mm
/ TÜV certified



finish	code no.
Chrome	42030000
Brushed Black Chrome	42030340
Brushed Nickel	42030820
AXOR FinishPlus*	42030XXX

* AXOR FinishPlus: For further AXOR FinishPlus surfaces please see the AXOR FinishPlus overview on page 24.

AXOR Montreux Bath towel holders


Features of all variants

/ wall-mounted
/ material: metal

/ holder material: metal
/ with mounting material

/ diameter drill hole: 6 mm
/ concealed fastening

600/800



Overview variants

product dimensions (mm)	finish	code no.
600	Chrome	42060000
	Brushed Black Chrome	42060340
	Brushed Nickel	42060820
	AXOR FinishPlus*	42060XXX
800	Chrome	42080000
	Brushed Black Chrome	42080340
	Brushed Nickel	42080820
	AXOR FinishPlus*	42080XXX

AXOR Montreux Towel holder

Features

/ wall-mounted
/ material: metal
/ holder material: metal

/ fixed
/ length: 433 mm
/ with mounting material

/ diameter drill hole: 10 mm
/ concealed fastening



finish	code no.
Chrome	42020000
Brushed Black Chrome	42020340
Brushed Nickel	42020820
AXOR FinishPlus*	42020XXX

AXOR Montreux Towel ring

Features

/ wall-mounted
/ material: metal
/ holder material: metal

/ swivelling
/ with mounting material
/ concealed fastening

/ drilling distance: 35 mm
/ diameter drill hole: 6 mm



finish	code no.
Chrome	42021000
Brushed Black Chrome	42021340
Brushed Nickel	42021820
AXOR FinishPlus*	42021XXX

AXOR Montreux Towel hook**Features**

/ wall-mounted
/ material: metal

/ with mounting material
/ concealed fastening

/ diameter drill hole: 6 mm



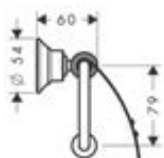
finish	code no.
● Chrome	42137000
● Brushed Black Chrome	42137340
● Brushed Nickel	42137820
● AXOR FinishPlus*	42137XXX

AXOR Montreux Toilet paper holder with cover**Features**

/ wall-mounted
/ material: metal

/ with mounting material
/ concealed fastening

/ drilling distance: 35 mm
/ diameter drill hole: 6 mm



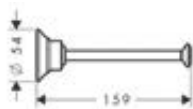
finish	code no.
● Chrome	42036000
● Brushed Black Chrome	42036340
● Brushed Nickel	42036820
● AXOR FinishPlus*	42036XXX

AXOR Montreux Toilet paper holder**Features**

/ wall-mounted
/ material: metal
/ holder material: metal

/ with mounting material
/ concealed fastening
/ diameter drill hole: 10 mm

/ length 159 mm
/ for spare rolls



finish	code no.
● Chrome	42028000
● Brushed Black Chrome	42028340
● Brushed Nickel	42028820
● AXOR FinishPlus*	42028XXX

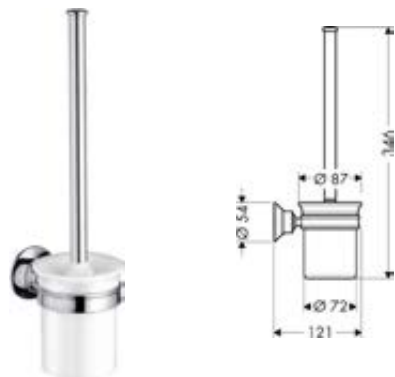
AXOR Montreux Toilet brush holder wall-mounted

Features

/ wall-mounted
/ material: metal
/ material recess: matt glass

/ with removable insert
/ with mounting material
/ concealed fastening

/ drilling distance 35 mm
/ diameter drill hole: 6 mm



finish	code no.
Chrome	42035000
Brushed Black Chrome	42035340
Brushed Nickel	42035820
AXOR FinishPlus*	42035XXX

Optional parts:



Replacement toilet brush without stick

finish	code no.
White	40088000

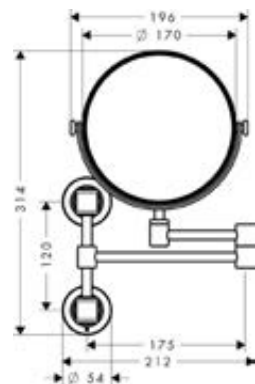
AXOR Montreux Shaving mirror

Features

/ material: mirror glass
/ material frame: metal
/ mirror is inclinable
/ swivelling

/ enlargement: 1.7-times
/ with mounting material
/ concealed fastening
/ drilling distance: 35 mm

/ diameter drill hole: 6 mm
/ wall-mounted



finish	code no.
Chrome	42090000
Brushed Black Chrome	42090340
Brushed Nickel	42090820
AXOR FinishPlus*	42090XXX

Shelves


Features of all variants

/ for use with either vertical or horizontal installation
of the basic set
/ material frame: solid brass

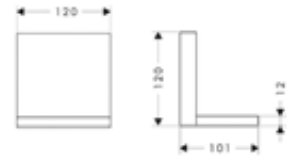
/ material shelf: metal
/ with mounting material
/ concealed fastening

/ drilling distance: 72 mm
/ diameter drill hole: 6 mm

240/120





120/120





Overview variants

product dimensions (mm)	finish	code no.
240/120	Chrome	40873000
	AXOR FinishPlus*	40873XXX
120/120	Chrome	40872000
	AXOR FinishPlus*	40872XXX

Optional parts:

	For	code no.
	Basic set/ waterconducting unit for shelf 240/120 for concealed installation 40873XXX	40878180
	Basic set/ waterconducting unit for shelf 120/120 for concealed installation 40872XXX	40877180





AXOR Electronic faucets

AXOR Starck	572
AXOR Starck Organic	573
AXOR Citterio	574
AXOR Uno	575

AXOR Electronic Faucets

Non-contact Design faucets

Electronic mixers by AXOR set standards for comfort, hygiene and **design**. The non-contact operation makes them perfect for use in public areas such as hotels, restaurants or lounges. But they also make a masterful statement in private bathrooms and meet the highest requirements for efficient water consumption. Combined with outstanding design and functionality.

Design: Philippe Starck, Antonio Citterio, PHOENIX

AXOR ELECTRONIC
MIXERS ARE THE
PERFECT COMBINATION
OF TECHNOLOGY
AND DESIGN.

CHARACTERISTIC DESIGN FEATURE:

Reduced to the bare essentials: The faucets do not need handles because sensor technology controls the water.

THE DESIGNERS' IDEA:

Masterpieces of comfort, hygiene and design:
AXOR Electronic faucets combine sensor control with outstanding design – simply excellent.
Masterpieces of non-contact operation.

SPECIAL PROGRAM HIGHLIGHTS:

- / AXOR Electronic is available in the design of these collections: AXOR Starck, AXOR Starck Organic, AXOR Citterio and AXOR Uno
- / Sensor control: non-contact means extremely hygienic
- / Efficient water use: Sensor controlled mixers switch off automatically
- / Available in two versions: With temperature preset or temperature control
- / Operates with 230 V power connection or battery

Learn more about AXOR Electronic faucets:

axor-design.com

Functionality and technology. Exclusive design

AXOR Electronic faucets combine functionality and technology with exclusive **design** known for its proven brand quality. The innovative sensor technology is **discreetly** integrated so that mixer design can be reduced to the basics. Non-contact faucets are not only hygienic, but also save water: The intelligent electronics release water only when it is actually needed, which protects this natural resource.



AXOR UNO

Minimalist in design, this electronic, wall-mounted mixer has a sensor field on the bottom of the spout.



AXOR STARCK ORGANIC

This minimalist, **organic** faucets saves a great deal of water: The ample mixer shower jet uses just 3.5 l/min. The faucet is available with and without temperature control.

AXOR STARCK

Also reduced to the basics is the electronic variant of the **purist** AXOR Starck basin faucets. Available with and without temperature control.

AXOR Starck Electronic basin mixers

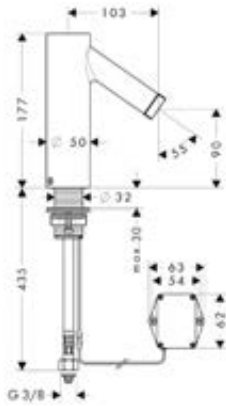
Features of all variants

- / ComfortZone 90
- / projection 103 mm
- / spray type: Normal spray
- / maximum flow rate at 3 bar: 5 l/min
- / suitable for continuous flow water heaters
- / infrared sensor technology

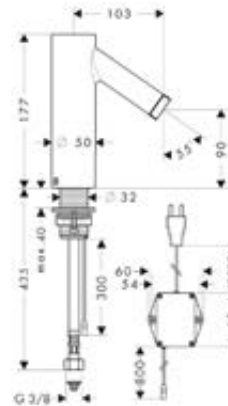
- / automatic environmental adjustment of infrared sensor
- / adjustable optical range of infrared sensor (2 settings)
- / hygiene rinse activatable (automatic water flow)
- / frequency of hygiene rinse: 24 h
- / flushing time hygiene rinse: 10 s

- / permanent rinse activatable (single water flow for 180 seconds, suitable for thermal disinfection)
- / cleaning mode: manual water stop for washbasin cleaning
- / connection dimension: DN15
- / TÜV certified
- / dirt filters in the connection hoses

pre adjustable



adjustable



Sustainability



Technologies



Overview variants

power supply	temperature adjustment	finish	code no.
battery operation	pre adjustable	Chrome	10106000
		Brushed Black Chrome	10106340
		AXOR FinishPlus*	10106XXX
battery operation	adjustable	Chrome	10101000
		Brushed Black Chrome	10101340
		AXOR FinishPlus*	10101XXX
mains connection	pre adjustable	Chrome	10145000
		Brushed Black Chrome	10145340
		AXOR FinishPlus*	10145XXX
mains connection	adjustable	Chrome	10140000
		Brushed Black Chrome	10140340
		AXOR FinishPlus*	10140XXX

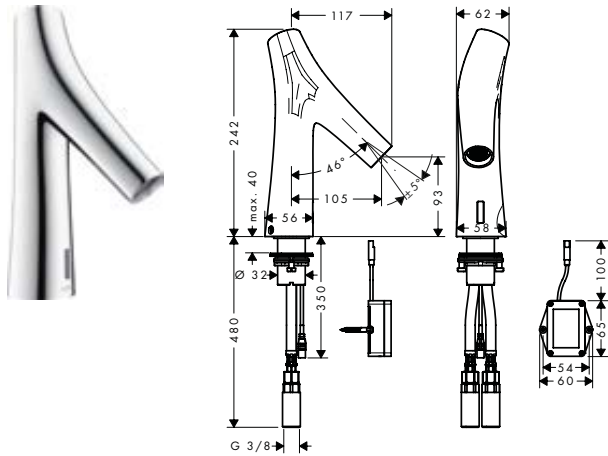
i 10140XXX This product is only available in the AXOR FinishPlus surface Polished Nickel via AXOR Signature.

AXOR Starck Organic Electronic basin mixers

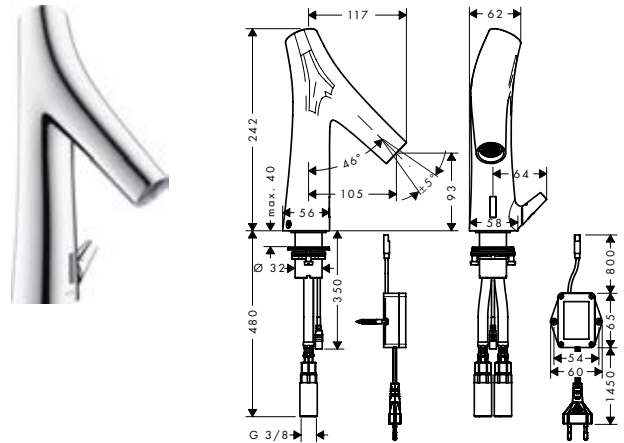
Features of all variants

- / ComfortZone 90
- / spray type: shower spray
- / maximum flow rate at 3 bar: 3,5 l/min
- / with isolated water conduction - without contact with nickel and lead
- / infrared sensor technology
- / automatic environmental adjustment of infrared sensor
- / adjustable optical range of infrared sensor (2 settings)
- / running time: 10 s
- / hygiene rinse activatable (automatic water flow)
- / frequency of hygiene rinse: 24 h
- / flushing time hygiene rinse: 10 s
- / permanent rinse activatable (single water flow for 180 seconds, suitable for thermal disinfection)
- / cleaning mode: manual water stop for washbasin cleaning
- / connection dimension: DN15
- / dirt filters in the connection hoses

pre adjustable



adjustable



Sustainability



Technologies



Overview variants

power supply	temperature adjustment	finish	code no.
battery operation	pre adjustable	Chrome	12172000
		AXOR FinishPlus*	12172XXX
battery operation	adjustable	Chrome	12171000
		AXOR FinishPlus*	12171XXX
mains connection	pre adjustable	Chrome	12174000
		AXOR FinishPlus*	12174XXX
mains connection	adjustable	Chrome	12173000
		AXOR FinishPlus*	12173XXX

* AXOR FinishPlus: For further AXOR FinishPlus surfaces please see the AXOR FinishPlus overview on page 24.

AXOR Citterio Electronic basin mixers

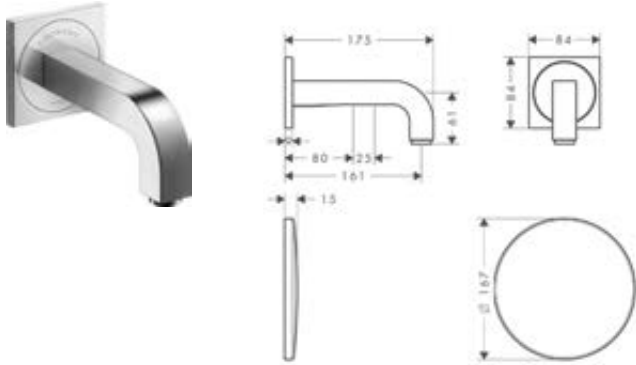
Features of all variants

/ spray type: Normal spray
 / maximum flow rate at 3 bar: 5 l/min
 / temperature adjustable via basic set
 / infrared sensor technology
 / automatic environmental adjustment of infrared sensor
 / adjustable optical range of infrared sensor (5 settings)

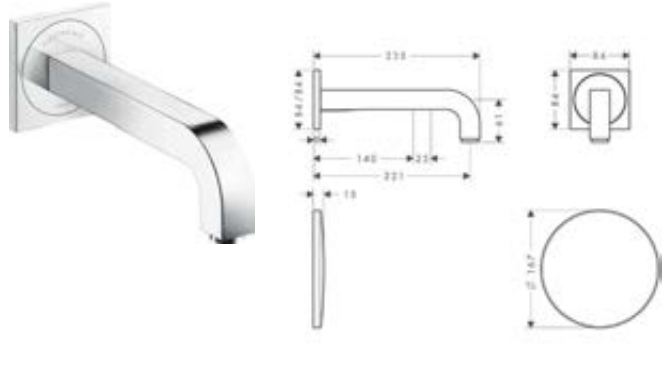
/ 230 V / 50 Hz mains connection
 / hygiene rinse activatable (automatic water flow)
 / frequency of hygiene rinse: 24 h
 / flushing time hygiene rinse: 10 s
 / permanent rinse activatable (single water flow for 180 seconds, suitable for thermal disinfection)
 / cleaning mode: manual water stop for washbasin cleaning

/ TÜV certified
 / dirt filters in the connection hoses
 / for ideal function please note a minimum distance of 140 mm from the aerators center to the back rim of the wash basin

161



221



Sustainability



Technologies



Overview variants

	projection (mm)	finish	code no.
161		● Chrome	39117000
		● Brushed Black Chrome	39117340
		● AXOR FinishPlus*	39117XXX
221		● Chrome	39118000
		● Brushed Black Chrome	39118340
		● AXOR FinishPlus*	39118XXX

Required parts:



Basic set for electronic basin mixer for concealed installation wall-mounted

code no.

16180180

Optional parts:



Extension 25 mm for basic set for electronic basin mixer wall-mounted

code no.

13594000

AXOR Uno Electronic basin mixers for concealed installation wall-mounted

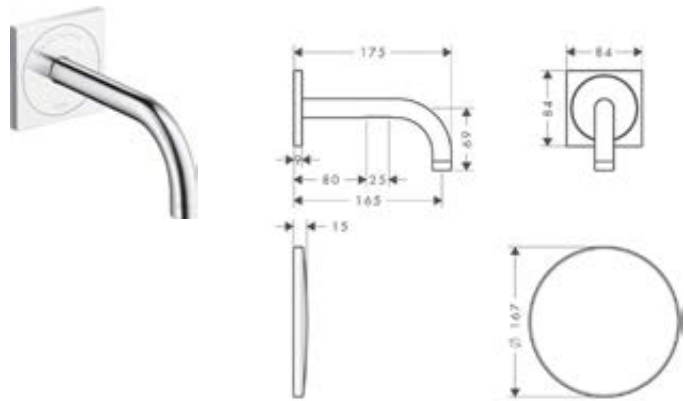
Features of all variants

/ spray type: Normal spray
 / maximum flow rate at 3 bar: 5 l/min
 / temperature adjustable via basic set
 / infrared sensor technology
 / automatic environmental adjustment of infrared sensor
 / adjustable optical range of infrared sensor (5 settings)

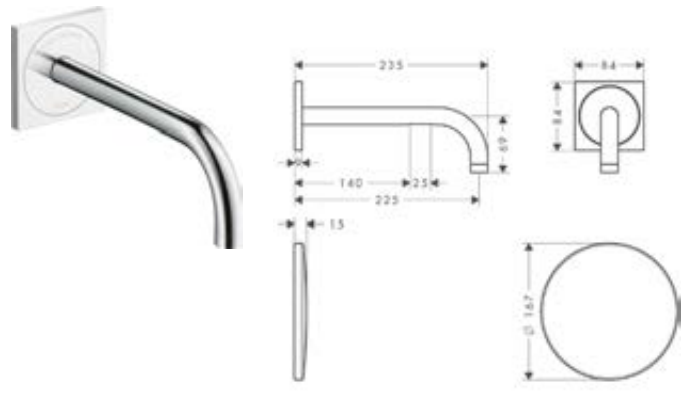
/ 230 V / 50 Hz mains connection
 / hygiene rinse activatable (automatic water flow)
 / frequency of hygiene rinse: 24 h
 / flushing time hygiene rinse: 10 s
 / permanent rinse activatable (single water flow for 180 seconds, suitable for thermal disinfection)
 / cleaning mode: manual water stop for washbasin cleaning

/ TÜV certified
 / dirt filters in the connection hoses
 / for ideal function please note a minimum distance of 140 mm from the aerators center to the back rim of the wash basin

165



225



Sustainability



Technologies



Overview variants

projection (mm)	finish	code no.
165	Chrome	38119000
	Brushed Black Chrome	38119340
	Matt Black	38119670
	Brushed Nickel	38119820
	AXOR FinishPlus*	38119XXX
	225	Chrome
	Brushed Black Chrome	38120340
	Matt Black	38120670
	Brushed Nickel	38120820
	AXOR FinishPlus*	38120XXX

Required parts:



Basic set for electronic basin mixer for concealed installation wall-mounted

code no.

16180180

Optional parts:



Extension 25 mm for basic set for electronic basin mixer wall-mounted

For

38119XXX

code no.

13594000

* AXOR FinishPlus: For further AXOR FinishPlus surfaces please see the AXOR FinishPlus overview on page 24.

AXOR Uno Electronic basin mixers for concealed installation wall-mounted

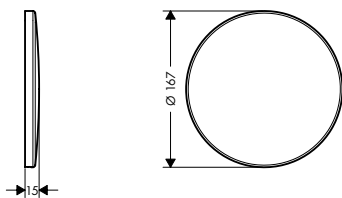
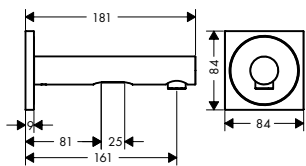
Features of all variants

/ spray type: laminar spray
 / maximum flow rate at 3 bar: 5 l/min
 / temperature adjustable via basic set
 / infrared sensor technology
 / automatic environmental adjustment of infrared sensor
 / adjustable optical range of infrared sensor (5 settings)

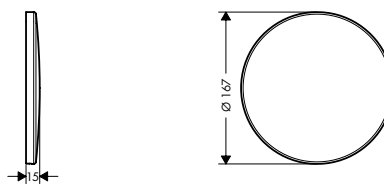
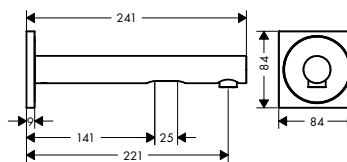
/ 230 V / 50 Hz mains connection
 / hygiene rinse activatable (automatic water flow)
 / frequency of hygiene rinse: 24 h
 / flushing time hygiene rinse: 10 s
 / permanent rinse activatable (single water flow for 180 seconds, suitable for thermal disinfection)
 / cleaning mode: manual water stop for washbasin cleaning

/ TÜV certified
 / dirt filters in the connection hoses
 / for ideal function please note a minimum distance of 140 mm from the aerators center to the back rim of the wash basin

161



221



Sustainability



Technologies



Overview variants

projection (mm)	finish	code no.
161	Chrome	45110000
	Brushed Black Chrome	45110340
	Brushed Nickel	45110820
	AXOR FinishPlus*	45110XXX
221	Chrome	45111000
	Brushed Black Chrome	45111340
	Brushed Nickel	45111820
	AXOR FinishPlus*	45111XXX

Required parts:



Basic set for electronic basin mixer for concealed installation wall-mounted

code no.

16180180

Optional parts:



Extension 25 mm for basic set for electronic basin mixer wall-mounted

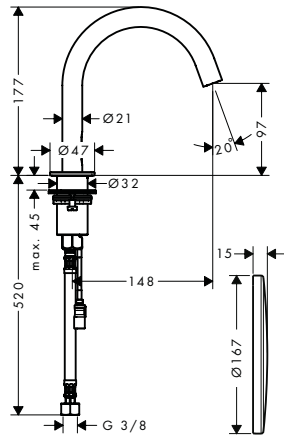
code no.

13594000

AXOR Uno Electronic basin mixer with temperature pre-adjustment with mains connection 230 V

Features

- / ComfortZone 100
- / projection 148 mm
- / spray type: Normal spray
- / maximum flow rate at 3 bar: 3,5 l/min
- / temperature adjustable via basic set
- / suitable for continuous flow water heaters
- / infrared sensor technology
- / automatic environmental adjustment of infrared sensor
- / adjustable optical range of infrared sensor (2 settings)
- / 230 V / 50 Hz mains connection
- / running time: 10 s
- / hygiene rinse activatable (automatic water flow)
- / frequency of hygiene rinse: 24 h
- / flushing time hygiene rinse: 10 s
- / permanent rinse activatable (single water flow for 180 seconds, suitable for thermal disinfection)
- / cleaning mode: manual water stop for washbasin cleaning
- / connection dimension: DN15
- / dirt filters in the connection hoses



Sustainability



Technologies



finish	code no.
Chrome	38010000
Matt Black	38010670
Brushed Nickel	38010820
AXOR FinishPlus*	38010XXX

i This product is not available in the AXOR FinishPlus surfaces Red Gold and Black Chrome.

Required parts:	code no.
Basic set for electronic basin mixer	16182180

* AXOR FinishPlus: For further AXOR FinishPlus surfaces please see the AXOR FinishPlus overview on page 24.



AXOR Kitchen faucets

AXOR Starck	588
AXOR Citterio	590
AXOR Citterio M	594
AXOR Uno	596
AXOR Montreux	596
AXOR Accessories for kitchen faucets	599



Culinary Evolution

AXOR kitchen faucets combine striking beauty with intuitive technology, masterful design with precision engineering. Ensuring effortless ease of operation for all who appreciate the art of cooking, from amateur gastronomes to professional chefs de cuisine, they can also inspire culinary evolution. Opening new aesthetic vistas in the kitchen, the mixers are offered in up to fifteen AXOR FinishPlus surfaces, from Stainless Steel-Optic to Polished Black Chrome, Brushed Nickel to Polished Red Gold.

Design: Philippe Starck, Antonio Citterio, PHOENIX

CHARACTERISTIC DESIGN FEATURE:

Minimalist, modern, purist or authentic-traditional designs for new aesthetic dimensions in the kitchen.

THE DESIGNERS' IDEA:

Form follows function: AXOR kitchen faucets combine outstanding design with exceptional ease of use and ergonomic comfort.

SPECIAL PROGRAM HIGHLIGHTS:

- / Variety of variants: Semi-Pro, pull-out spray, pull-out spout, swivel spout and wall version
- / Selected models available with Select technology
- / Swivel-ranges of 110°/150°/360°- depending on selected model
- / Different spray modes for easy dish-washing and fast pot-filling
- / sBox – expert hose guidance for ease and comfort

Learn more about AXOR kitchen faucets:

axor-design.com



Swivel spout (110°/150°)
to create space

Pull-out spout (up to
76 cm) – for maximum
flexibility and freedom
of movement

ComfortZone for filling up
tall pots and containers

Switch on, switch off, adjust. Ergonomically
rounded handle for exceptional usability
and precise water pressure and temperature.
Effortlessly intuitive. Perfect for all ages

Single lever kitchen mixer Select
230 2jet with pull-out spray



Pulls out up to 76 cm from the
faucet for freedom of movement
and fluidity of operation

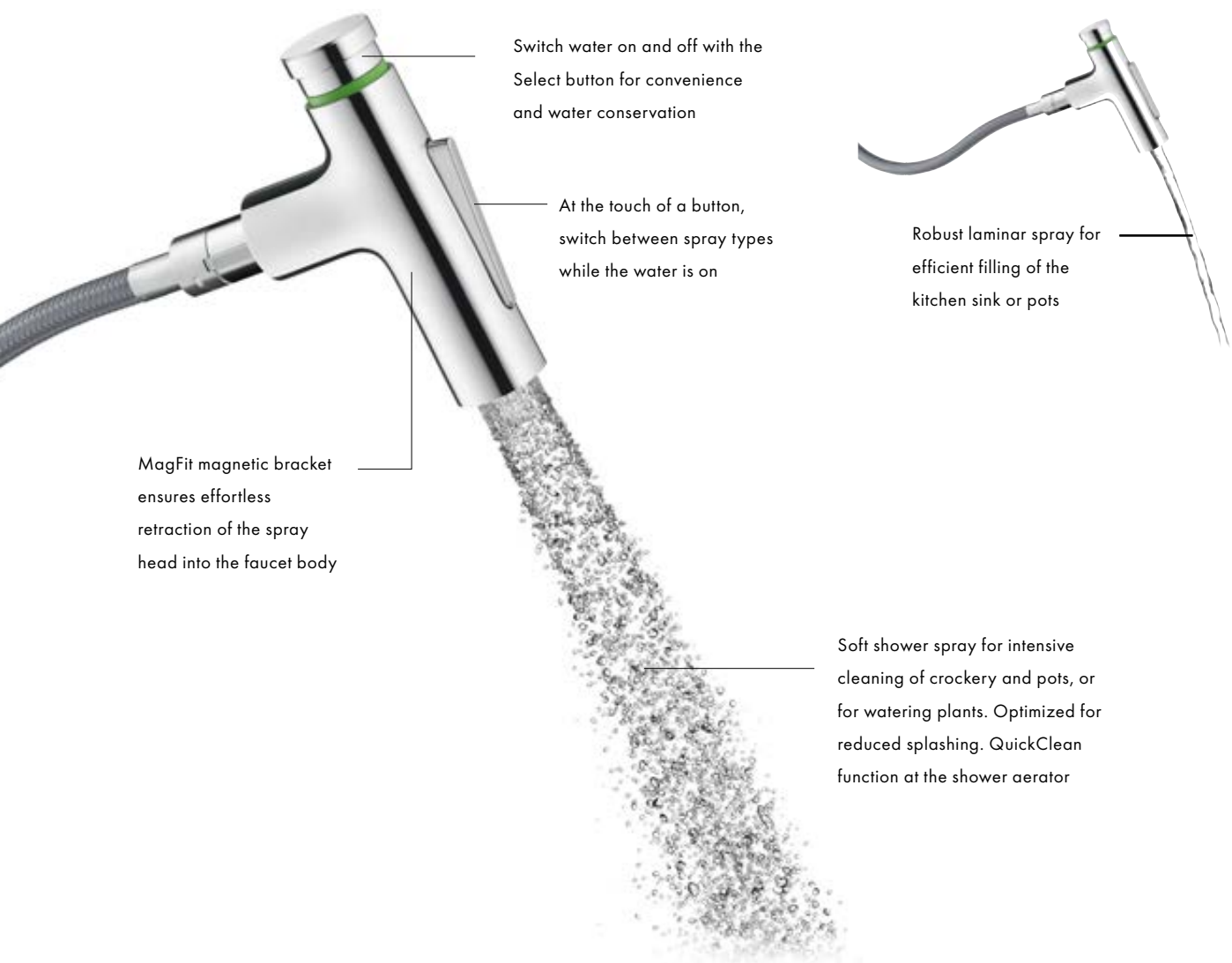
Flat housing profile (less than 30 mm)
for installation in tight spaces

The hose is protected from
damage and runs silently

Designed to fit all standard base
cabinets while leaving space
for any waste-disposal system

Four separately-
adjustable fixings for
flexible sBox positioning

Hose weight for secure
and easy hose retraction



Expert Hose Guidance for Ease and Comfort.

The sBox contains an innovative hose guidance system, available with the AXOR Citterio Select kitchen faucet with multifunction pull-out spray. Housed in the base cabinet, the sBox ensures the smooth, quiet extraction and retraction of the hose. Inside the sBox, the hose weight safely guards and guides the hose from any obstacles and hindrances. It cannot be caught or damaged. The 52 cm box fits conveniently in any standard base cabinet.

Avant-garde innovation

AXOR Citterio Select 230 2jet offers a multifunction pull-out spray for optimal freedom of movement. Switch between power and grace, between a strong spray for the efficient filling of pots and a soft shower spray for thorough washing of fruits and vegetables. Get the effortless convenience of Select technology at the touch of a button.

Modern elegance in the kitchen

The AXOR Citterio kitchen faucets combine astonishing beauty with exceptional ease of use. The precise angles of the operating lever offers sensuous, ergonomic comfort. The pull-out spray features dual jet-modes for strong cleaning and gentle washing. The towering Semi-Pro variant with all-round swivel-range is perfect for double-sink units and the modern cooking island.

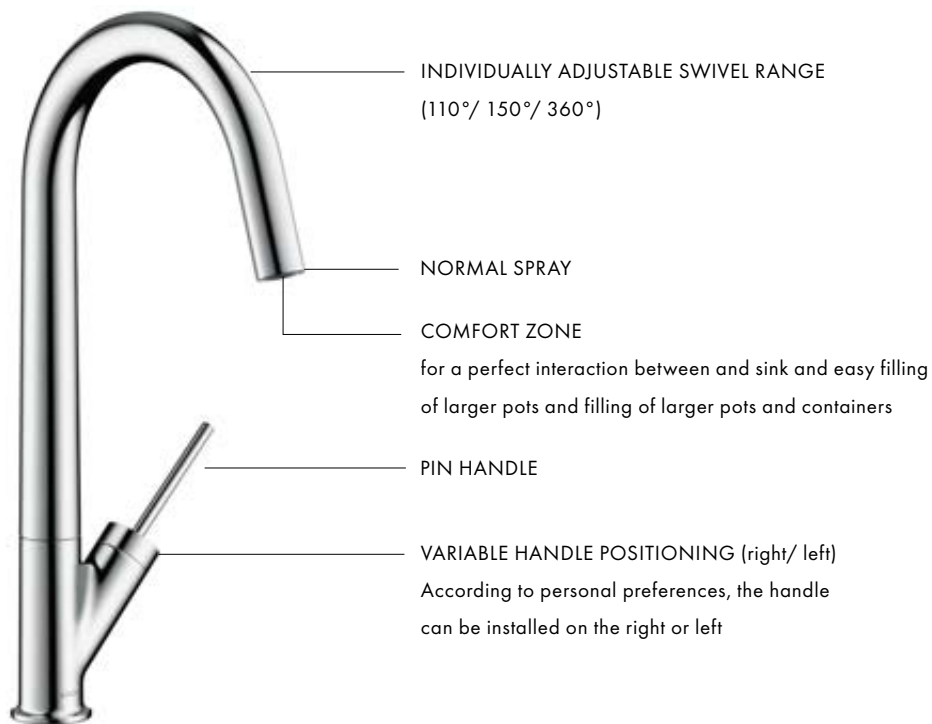


AXOR Citterio M is the definition of discreet, urban chic. Separate levers offer maximum freedom of installation. Adjustable swivel-range ensures perfect orientation. Available in distinctive angular and parabolic variations, the mixer features a signature high spout that tapers flawlessly into an optional pull-out spray with dual settings, shower and direct.

A minimalist refreshment

Inspired by an icon of the ages, the archetypal hand pump, AXOR Starck evokes our historical connection with water. Elemental shapes reflect clarity of function.

With signature pin handle on the left or the right, the smooth fluidity of the joystick mechanics ensures precise operation. Available as a stand-alone, with multifunction pull-out spray, or in a Semi-Pro variant with all-round swivel range. The kitchen mixer by AXOR Starck. A marvel of minimalist elegance.



Purity of form

AXOR Uno embodies the Purist ethos of simplicity, balance and self-evident function. Easily configured for a range of spaces, from wide open to confined, the standing mixer fully rotates on its axis. The wall mixer's telescopic function extends the spout up to 550 mm. Dual swivel range (110° and 150°) further enhances freedom of movement.



Authentic sophistication

The dignified grandeur of the Belle Époque spa. Well-being as a way of life. AXOR Montreux draws from this source, with design details that include slip-fit pipes and porcelain inlays. The mixer features an optional pull-out spray with dual settings. The Semi-Pro variant boasts a signature stainless steel coil and all-round swivel range.



Individually adjustable swivel range
(110° /150°)

LAMINAR SPRAY/SHOWER SPRAY

Lockable shower jet, jet reset at the touch of a button

COMFORT ZONE

for a perfect interaction between the faucet and sink
and easy filling of larger pots and containers

AXOR Starck Single lever kitchen mixers with swivel spout

Features of all variants

/ handle can be positioned on the right or left

/ ComfortZone 300

/ swivel range adjustable in 3 steps 110°, 150° or 360°

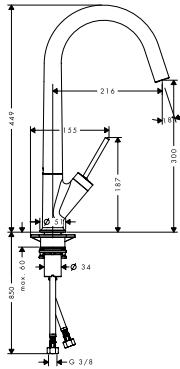
/ connection dimension: DN15

/ joystick ceramic cartridge

/ connection type: G 3/8 connections

/ integrated non-return valve

/ suitable for continuous flow water heaters



Overview variants

ComfortZone	spray types	Eco	max. flow rate at 3 bar (l/min)	finish	code no.
300	normal spray	–	15	<input type="radio"/> Chrome <input type="radio"/> Stainless Steel Finish <input type="radio"/> AXOR FinishPlus*	10822000 10822800 10822XXX
300	laminar spray	■	4.5	<input type="radio"/> Chrome <input type="radio"/> Stainless Steel Finish <input type="radio"/> AXOR FinishPlus*	12801000 12801800 12801XXX

Sustainability



Technologies



Spray types



AXOR Starck Single lever kitchen mixers with pull-out spray

Features of all variants

/ handle can be positioned on the right or left

/ ComfortZone 270

/ swivel range adjustable in 2 steps to 110° or 150°

/ shower spray, laminar spray

/ lockable shower spray, spray returns through pressing spray diverter

/ MagFit magnetic shower support

/ quick connect hose

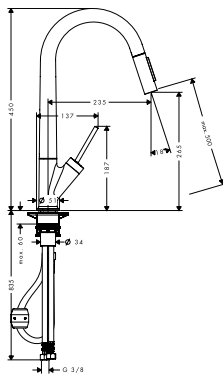
/ connection dimension: DN15

/ joystick ceramic cartridge

/ connection type: G 3/8 connections

/ integrated non-return valve

/ extension length up to 50 cm



Overview variants

ComfortZone	Eco	max. flow rate at 3 bar (l/min)	finish	code no.
270	–	9	<input type="radio"/> Chrome <input type="radio"/> Brushed Black Chrome <input type="radio"/> Stainless Steel Finish <input type="radio"/> AXOR FinishPlus*	10821000 10821340 10821800 10821XXX
270	■	4.5	<input type="radio"/> Chrome <input type="radio"/> Stainless Steel Finish <input type="radio"/> AXOR FinishPlus*	12800000 12800800 12800XXX

Sustainability



Technologies



Spray types



For more information on this product, see the next page.

Measurements within scale drawings are in mm.

Technical specifications and units of measure are subject to change.

AXOR Starck Single lever kitchen mixers with pull-out spray

i 10821XXX This product is only available in the AXOR FinishPlus surface Polished Gold Optic via AXOR Signature.

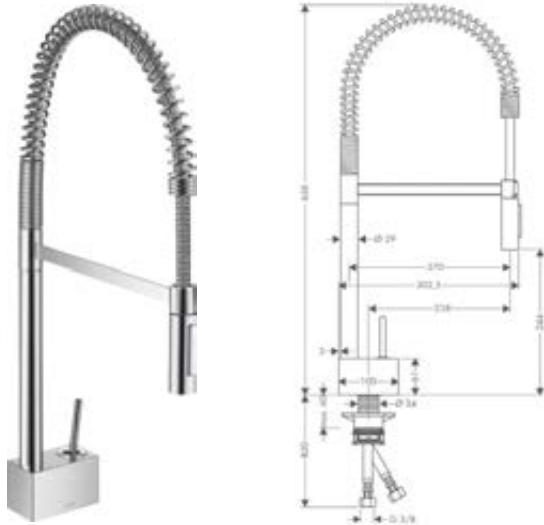
AXOR Starck Single lever kitchen mixers Semi-Pro

Features of all variants

/ ComfortZone 240
/ swivel range 360°
/ shower spray, laminar spray

/ lockable shower spray, spray returns through pressing spray diverter
/ connection dimension: DN15

/ joystick ceramic cartridge
/ connection type: G 3/8 connections
/ integrated non-return valve



Sustainability



Technologies



Spray types



Overview variants

ComfortZone	Eco	max. flow rate at 3 bar (l/min)	finish	code no.
240	–	9	<ul style="list-style-type: none"> Chrome Stainless Steel Finish AXOR FinishPlus* 	<ul style="list-style-type: none"> 10820000 10820800 10820XXX
240	■	5	<ul style="list-style-type: none"> Chrome Stainless Steel Finish AXOR FinishPlus* 	<ul style="list-style-type: none"> 12803000 12803800 12803XXX

i This product is only available in AXOR FinishPlus surfaces via AXOR Signature.

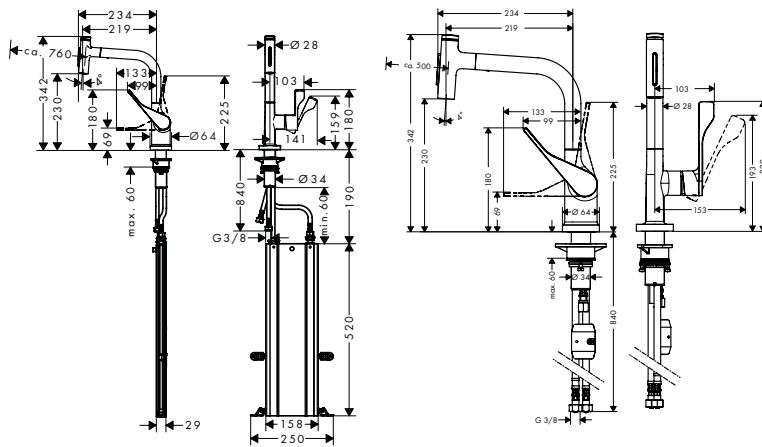
AXOR Citterio Single lever kitchen mixers with pull-out spray

Features of all variants

- / ComfortZone 230
- / I-spout
- / swivel range adjustable in 2 steps to 110° or 150°
- / laminar spray, shower spray

- / lockable shower spray, spray returns through pressing spray diverter and spray returns automatically through handle closing
- / Select button for a comfortable start/stop of the water flow
- / MagFit magnetic shower support

- / connection dimension: DN15
- / ceramic cartridge
- / connection type: G 3/8 connections
- / temperature limitation adjustable
- / integrated non-return valve
- / suitable for continuous flow water heaters



Technologies

Select

Pull-out

ComfortZone

sBox Kitchen

Quick Clean

Spray types

Laminar Spray

Shower Spray

Overview variants

ComfortZone	hose retraction	extension length (cm)	max. flow rate at 3 bar (l/min)	finish	code no.
230	sBox	up to 76 cm	7	● Chrome	39862000
				● Brushed Black Chrome	39862340
				● Matt Black NEW	39862670
				● Stainless Steel Finish	39862800
				● AXOR Finish-Plus*	39862XXX
230	weight	up to 50 cm	8	● Chrome	39863000
				● Brushed Black Chrome	39863340
				● Matt Black NEW	39863670
				● Stainless Steel Finish	39863800
				● AXOR Finish-Plus*	39863XXX

AXOR Citterio Single lever kitchen mixer Select 230 with swivel spout**Features**

/ ComfortZone 230

/ swivel range adjustable in 3 steps 110°, 150° or 360°

/ Normal spray

/ Select button for a comfortable start/stop of the water flow

/ connection dimension: DN15

/ maximum flow rate at 3 bar: 9 l/min

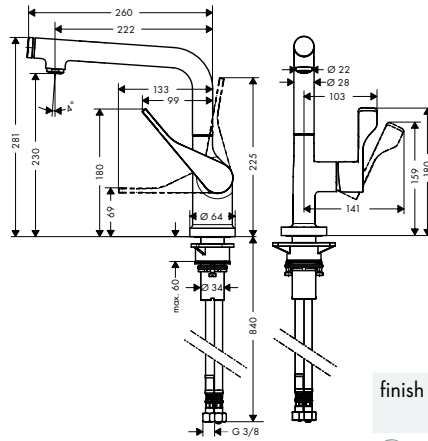

/ ceramic cartridge





/ connection type: G 3/8 connections

/ temperature limitation adjustable

/ integrated non-return valve

/ suitable for continuous flow water heaters

**Technologies****Spray types**

finish	code no.
 Chrome	39860000
 Brushed Black Chrome	39860340
 Stainless Steel Finish	39860800
 AXOR FinishPlus*	39860XXX

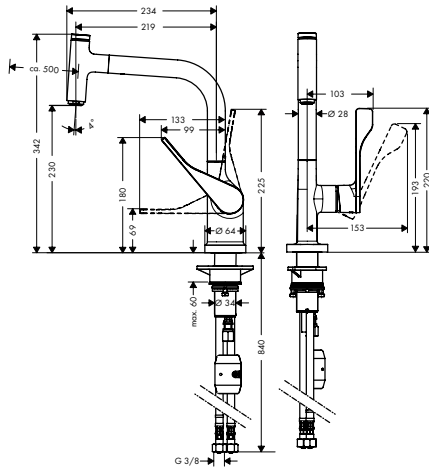
AXOR Citterio Single lever kitchen mixers with pull-out spout

Features of all variants

/ ComfortZone 230
 / swivel range adjustable in 2 steps to 110° or 150°
 / Normal spray

/ Select button for a comfortable start/stop of the water flow
 / MagFit magnetic shower support
 / connection dimension: DN15
 / ceramic cartridge

/ connection type: G 3/8 connections
 / temperature limitation adjustable
 / integrated non-return valve
 / suitable for continuous flow water heaters
 / extension length up to 50 cm



Sustainability



Technologies



Spray types



Overview variants

ComfortZone	Eco	max. flow rate at 3 bar (l/min)	finish	code no.
230	-	9	<ul style="list-style-type: none"> Chrome Brushed Black Chrome Matt Black NEW Stainless Steel Finish AXOR FinishPlus* 	<ul style="list-style-type: none"> 39861000 39861340 39861670 39861800 39861XXX
230	■	5	<ul style="list-style-type: none"> Chrome Brushed Black Chrome Matt Black NEW Stainless Steel Finish AXOR FinishPlus* 	<ul style="list-style-type: none"> 39864000 39864340 39864670 39864800 39864XXX

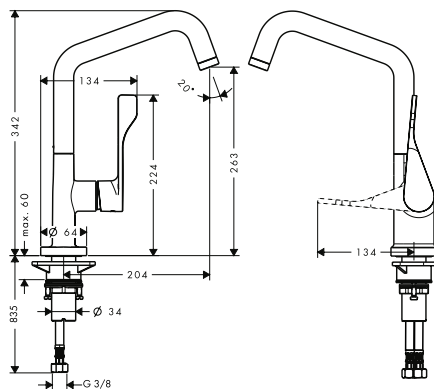
AXOR Citterio Single lever kitchen mixers with swivel spout

Features of all variants

/ ComfortZone 260
 / swivel range adjustable in 3 steps 110°, 150° or 360°

/ connection dimension: DN15
 / ceramic cartridge
 / connection type: G 3/8 connections

/ temperature limitation adjustable
 / integrated non-return valve
 / suitable for continuous flow water heaters



Sustainability



Technologies



Spray types



For more information on this product, see the next page.

Measurements within scale drawings are in mm.

Technical specifications and units of measure are subject to change.

AXOR Citterio Single lever kitchen mixers with swivel spout

Overview variants

ComfortZone	Eco	max. flow rate at 3 bar (l/min)	finish	code no.
260	-	12	Chrome	39850000
			Brushed Black Chrome	39850340
			Stainless Steel Finish	39850800
			AXOR FinishPlus*	39850XXX
260	■	4.5	Chrome	39853000
			Brushed Black Chrome	39853340
			Stainless Steel Finish	39853800
			AXOR FinishPlus*	39853XXX

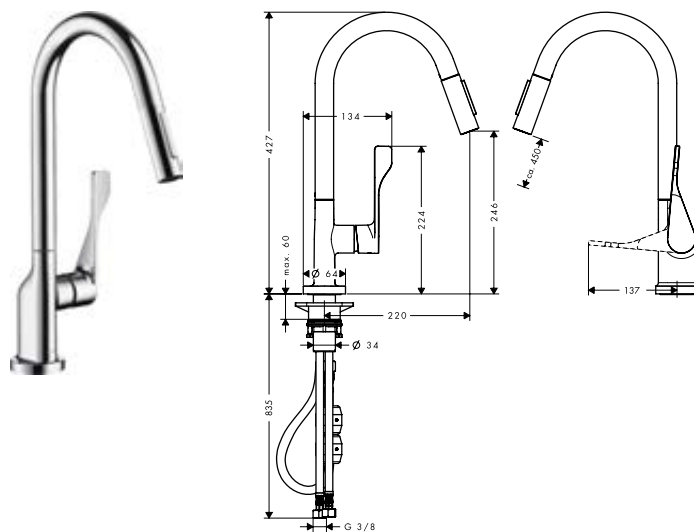
AXOR Citterio Single lever kitchen mixers with pull-out spray

Features of all variants

- / ComfortZone 250
- / swivel range adjustable in 2 steps to 110° or 150°
- / shower spray, laminar spray
- / lockable shower spray, spray returns through pressing spray diverter

- / MagFit magnetic shower support
- / quick connect hose
- / connection dimension: DN15
- / ceramic cartridge
- / connection type: G 3/8 connections
- / temperature limitation adjustable

- / integrated non-return valve
- / suitable for continuous flow water heaters
- / extension length up to 50 cm



Overview variants

ComfortZone	Eco	max. flow rate at 3 bar (l/min)	finish	code no.
250	-	9	Chrome	39835000
			Brushed Black Chrome	39835340
			Matt Black NEW	39835670
			Stainless Steel Finish	39835800
			AXOR FinishPlus*	39835XXX
250	■	4.8	Chrome	39832000
			Matt Black NEW	39832670
			Stainless Steel Finish	39832800
			AXOR FinishPlus*	39832XXX

Sustainability



Technologies



Spray types



* AXOR FinishPlus: For further AXOR FinishPlus surfaces please see the AXOR FinishPlus overview on page 24.

AXOR Citterio Single lever kitchen mixers Semi-Pro

Features of all variants

/ ComfortZone 230

/ swivel range 360°

/ lockable shower spray, spray returns through pressing spray diverter

/ connection dimension: DN15

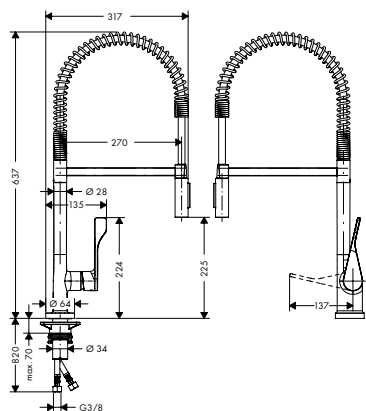
/ ceramic cartridge

/ connection type: G 3/8 connections

/ temperature limitation adjustable

/ integrated non-return valve

/ suitable for continuous flow water heaters



Sustainability



Technologies



Spray types



Overview variants

ComfortZone	Eco	max. flow rate at 3 bar (l/min)	finish	code no.
230	–	9	<ul style="list-style-type: none"> Chrome Stainless Steel Finish AXOR FinishPlus* 	39840000 39840800 39840XXX
230	■	4.5	<ul style="list-style-type: none"> Chrome Stainless Steel Finish AXOR FinishPlus* 	39842000 39842800 39842XXX

i This product is only available in AXOR FinishPlus surfaces via AXOR Signature.

AXOR Citterio M 2-hole single lever kitchen mixers with swivel spout

Features of all variants

/ ComfortZone 240

/ swivel range adjustable in 3 steps 110°, 150° or 360°

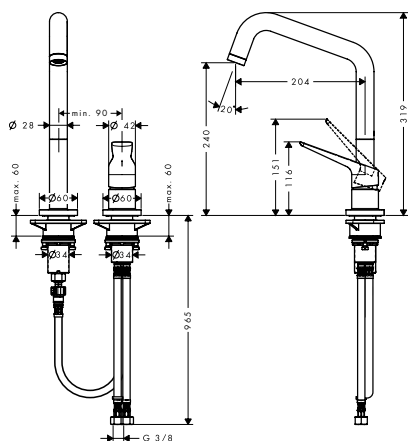
/ Normal spray

/ connection dimension: DN15

/ ceramic cartridge

/ connection type: G 3/8 connections

/ temperature limitation adjustable



Sustainability



Technologies



Spray types



Overview variants

ComfortZone	Eco	max. flow rate at 3 bar (l/min)	finish	code no.
240	–	11	<ul style="list-style-type: none"> Chrome Stainless Steel Finish AXOR FinishPlus* 	34820000 34820800 34820XXX

For more information on this product, see the next page.

Measurements within scale drawings are in mm.

Technical specifications and units of measure are subject to change.

AXOR Citterio M 2-hole single lever kitchen mixers with swivel spout

Overview variants

ComfortZone	Eco	max. flow rate at 3 bar (l/min)	finish	code no.
240	■	4.5	<ul style="list-style-type: none">  Chrome  Stainless Steel Finish  AXOR FinishPlus* 	<ul style="list-style-type: none"> 34823000 34823800 34823XXX

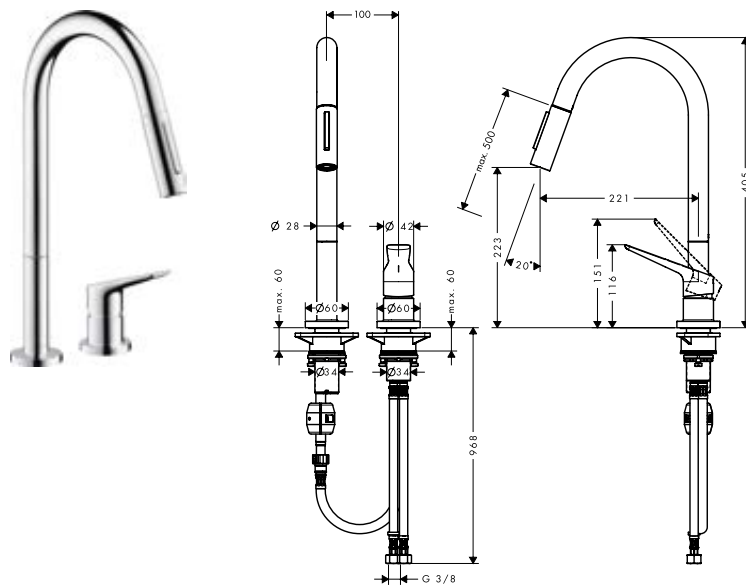
AXOR Citterio M 2-hole single lever kitchen mixers with pull-out spray

Features of all variants

/ ComfortZone 220
 / swivel range adjustable in 2 steps to 110° or 150°
 / shower spray, laminar spray

/ lockable shower spray, spray returns through pressing spray diverter
 / MagFit magnetic shower support
 / quick connect hose
 / connection dimension: DN15

/ ceramic cartridge
 / connection type: G 3/8 connections
 / temperature limitation adjustable
 / integrated non-return valve
 / extension length up to 50 cm



Sustainability









Technologies



Spray types



Overview variants

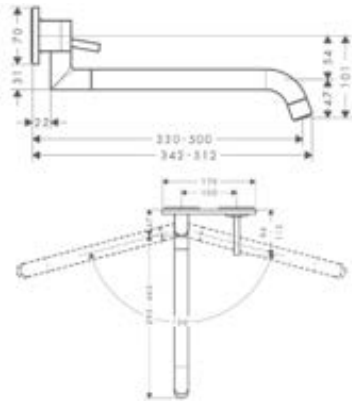
ComfortZone	Eco	max. flow rate at 3 bar (l/min)	finish	code no.
220	-	9	<ul style="list-style-type: none">  Chrome  Stainless Steel Finish  AXOR FinishPlus* 	<ul style="list-style-type: none"> 34822000 34822800 34822XXX
220	■	4.8	<ul style="list-style-type: none">  Chrome  Stainless Steel Finish  AXOR FinishPlus* 	<ul style="list-style-type: none"> 34824000 34824800 34824XXX

* AXOR FinishPlus: For further AXOR FinishPlus surfaces please see the AXOR FinishPlus overview on page 24.

AXOR Uno Single lever kitchen mixer for concealed installation wall-mounted

Features

- / handle can be positioned on the right or left, depending on the basic set installation
- / swivel range adjustable in 2 steps to 110° or 150°
- / with telescopic function (330 - 500 mm)
- / laminar spray
- / maximum flow rate at 3 bar: 9 l/min
- / joystick ceramic cartridge
- / connection type: basic set or base unit required
- / integrated non-return valve
- / suitable for continuous flow water heaters



Spray types



finish	code no.
Chrome	38815000
Brushed Black Chrome	38815340
Stainless Steel Finish	38815800
AXOR FinishPlus*	38815XXX

Required parts:

	Basic set for single lever basin mixer for concealed installation wall-mounted	code no. 13623180
--	--	----------------------

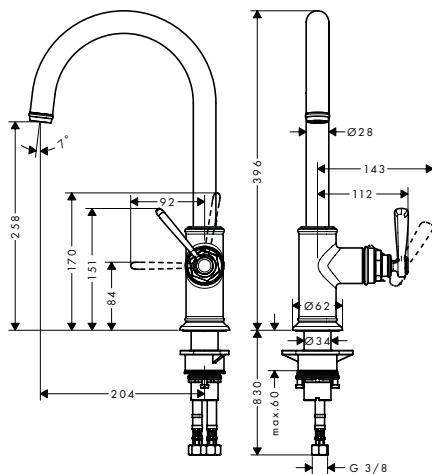
Optional parts:

	Extension set 25 mm for single lever basin mixer wall-mounted	code no. 13586000
--	---	----------------------

AXOR Montreux Single lever kitchen mixer 260 with swivel spout

Features

- / ComfortZone 260
- / swivel range adjustable in 3 steps 110°, 150° or 360°
- / laminar spray
- / connection dimension: DN15
- / maximum flow rate at 3 bar: 11 l/min
- / ceramic cartridge
- / connection type: G 3/8 connections
- / temperature limitation adjustable
- / suitable for continuous flow water heaters



Technologies



Spray types







finish	code no.
Chrome	16580000
Brushed Black Chrome	16580340
Stainless Steel Finish	16580800
AXOR FinishPlus*	16580XXX

For more information on this product, see the next page.

Measurements within scale drawings are in mm.

Technical specifications and units of measure are subject to change.

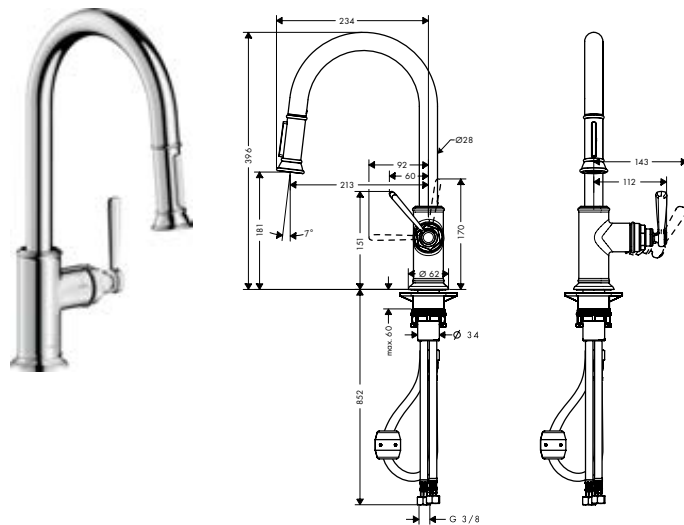
AXOR Montreux Single lever kitchen mixer 260 with swivel spout

Optional parts:	finish	code no.
 Liquid soap dispenser/ washing-up liquid dispenser	 Chrome	42018000
	 Brushed Black Chrome	42018340
	 Stainless Steel Finish	42018800

AXOR Montreux Single lever kitchen mixer 180 with pull-out spray

Features

- / ComfortZone 180
- / swivel range adjustable in 2 steps to 110° or 150°
- / shower spray, laminar spray
- / lockable shower spray, spray returns through pressing spray diverter
- / MagFit magnetic shower support
- / quick connect hose
- / connection dimension: DN15
- / maximum flow rate at 3 bar: 9 l/min
- / ceramic cartridge
- / connection type: G 3/8 connections
- / temperature limitation adjustable
- / integrated non-return valve
- / suitable for continuous flow water heaters
- / extension length up to 50 cm











Technologies



Spray types



finish	code no.
 Chrome	16581000
 Brushed Black Chrome	16581340
 Stainless Steel Finish	16581800
 AXOR FinishPlus*	16581XXX

Optional parts:	finish	code no.
 Liquid soap dispenser/ washing-up liquid dispenser	 Chrome	42018000
	 Brushed Black Chrome	42018340
	 Stainless Steel Finish	42018800

* AXOR FinishPlus: For further AXOR FinishPlus surfaces please see the AXOR FinishPlus overview on page 24.

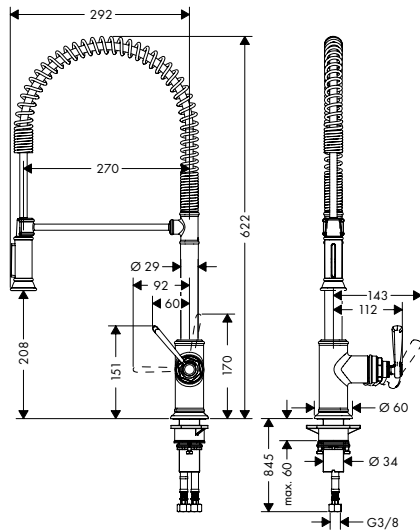
AXOR Montreux Single lever kitchen mixers Semi-Pro

Features of all variants

/ ComfortZone 210
 / swivel range 360°
 / shower spray, laminar spray

/ lockable shower spray, spray returns through
 pressing spray diverter
 / connection dimension: DN15
 / ceramic cartridge

/ connection type: G 3/8 connections
 / temperature limitation adjustable
 / integrated non-return valve



Sustainability



Technologies



Spray types



Overview variants

ComfortZone	Eco	max. flow rate at 3 bar (l/min)	finish	code no.
210	–	11	<ul style="list-style-type: none"> Chrome Stainless Steel Finish AXOR FinishPlus* 	16582000 16582800 16582XXX
210	■	4.7	<ul style="list-style-type: none"> Chrome Stainless Steel Finish NEW AXOR FinishPlus* 	16585000 16585800 16585XXX

i This product is only available in AXOR FinishPlus surfaces via AXOR Signature.

Optional parts:	For	finish	code no.
Liquid soap dispenser/ washing-up liquid dispenser	16582XXX	Chrome	42018000
		Stainless Steel Finish	42018800

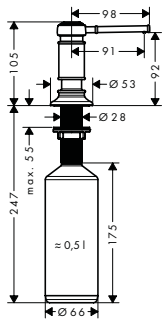
AXOR Montreux Liquid soap dispenser/ washing-up liquid dispenser

Features

/ suitable for matched design to selected kitchen mixers
 / projection 91 mm
 / material: durable metal construction

/ non-corroding outlet pipe
 / filling capacity 500 ml
 / dosage 2 ml
 / easy to fill up from the top

/ for installation in worktops up to 55 mm
 / easy and save installation without tools needed
 / mounting hole with 28 - 35 mm diameter needed



finish	code no.
Chrome	42018000
Polished Black Chrome	42018330
Brushed Black Chrome	42018340
Stainless Steel Finish	42018800

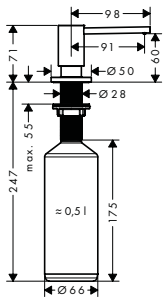
AXOR Uno Liquid soap dispenser/ washing-up liquid dispenser

Features

/ suitable for matched design to selected kitchen mixers
 / projection 91 mm
 / material: durable metal construction

/ non-corroding outlet pipe
 / filling capacity 500 ml
 / dosage 2 ml
 / easy to fill up from the top

/ for installation in worktops up to 55 mm
 / easy and save installation without tools needed
 / mounting hole with 28 - 35 mm diameter needed



finish	code no.
Chrome	42818000
Polished Black Chrome	42818330
Brushed Black Chrome	42818340
Mat Black NEW	42818670
Stainless Steel Finish	42818800

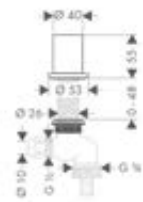
Kitchen device shut-off valve

Features

/ for counter surfaces up to 47 mm thick
 / connection dimension entry: G 1/2

/ connection dimension outlet: G 3/4
 / device connection DN20

/ non-return valve



finish	code no.
Chrome	10823000
Stainless Steel Finish	10823800
AXOR FinishPlus*	10823XXX

* AXOR FinishPlus: For further AXOR FinishPlus surfaces please see the AXOR FinishPlus overview on page 24.



AXOR Basic sets, wastes and overflows

iBox universal	604
Bath filler with wastes and overflow for bath tubs	629
Wastes and overflow for bath tubs	632
Wastes for basin / bidet	633
Traps	634

AXOR



AXOR basic sets, waste sets and overflow sets

Technology with a system

The perfection of AXOR continues into the wall and below the bathtub or wash basin, always making an appearance where mixers and showers are installed. The AXOR basic sets, waste sets and overflow sets are based on the many years of expertise gathered by the Hansgrohe Group. They are produced according to the highest quality standards.

SPECIAL PROGRAM HIGHLIGHTS:


iBox universal

- / One basic set for numerous types of concealed installations. Especially easy to install
- / Can be used for more than 15 different complete sets for concealed installations of showers, bathtubs and thermostatic mixers
- / Easy preinstallation increases flexibility in the process for selecting mixers
- / Greater freedom of movement when showering
- / Effortless replacement with new mixers for renovations
- / Simplified project planning because one basic set is used for all installations
- / Can be used in both private and public areas
- / Meets common standards worldwide

Learn more about AXOR basic sets, waste sets and overflow sets:
pro.hansgrohe.com

iBox universal: Utterly convincing

AXOR stands for perfection in every dimension. One example: iBox universal. One basic set for numerous types of concealed installations. Uncompromising, reliable and definitely easy to install.



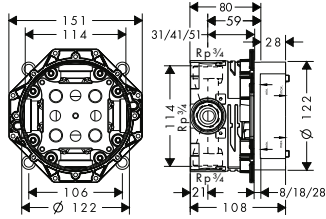
Basic set

Features

/ suitable for all shower, bath tub and thermostat finish sets for concealed installation

/ connection thread Rp 3/4
/ connection dimension: DN20

/ rotationally-symmetric installation
/ sound-decoupled installation



code no.

01700180

Optional parts:

code no.



Assembly aid for iBox universal

93500000



Fastening rail set for iBox universal

93171000



Extension 25 mm for basic set iBox universal

13587000



Reduction coupling iBox universal

97759000

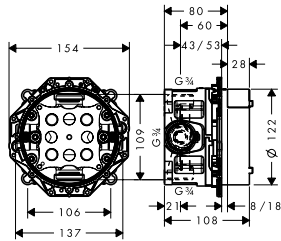
Basic set with shut-off unit

Features

/ suitable for all shower, bath tub and thermostat finish sets for concealed installation

/ connection thread Rp 3/4
/ connection dimension: DN20

/ sound-decoupled installation



code no.

01750180

Optional parts:

code no.



Assembly aid for iBox universal

93500000



Fastening rail set for iBox universal

93171000



Extension 25 mm for basic set iBox universal

13587000



Reduction coupling iBox universal

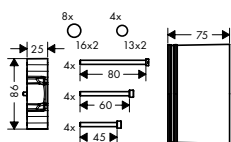
97759000

Extension 25 mm for basic set iBox universal

Features

/ extension for basic set

/ extension length: 25 mm



code no.

13587000

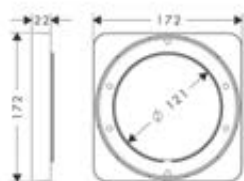
Extension element

Features

/ for installation between tiles and finish set


/ suitable for all square finish sets for concealed installation with round edges

/ dimension: 172 x 172 mm
/ extension length: 22 mm



finish

code no.

-  Chrome 98860000
-  AXOR FinishPlus* 98860XXX

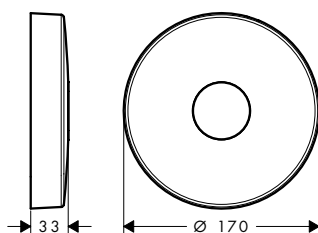
Extension element round 1-hole

Features

/ for situations of limited depth for concealed installation
/ diameter: 170 mm



/ dimension: 18 mm higher than the default escutcheon
/ extension length: 33 mm

/ material: metal escutcheon



finish

code no.

-  Chrome 14960000
-  Brushed Black Chrome 14960340
-  AXOR FinishPlus* 14960XXX

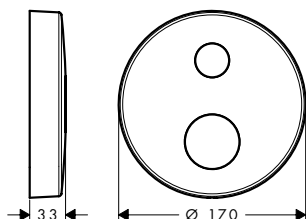
Extension element round 2-hole

Features

/ for situations of limited depth for concealed installation
/ diameter: 170 mm

/ dimension: 18 mm higher than the default escutcheon
/ extension length: 33 mm

/ material: metal escutcheon



finish

code no.

-  Chrome 14961000
-  Brushed Black Chrome 14961340
-  AXOR FinishPlus* 14961XXX

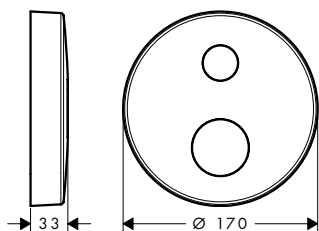
Extension element round 2-hole 0-1-2

Features

/ for situations of limited depth for concealed installation
/ diameter: 170 mm

/ dimension: 18 mm higher than the default escutcheon
/ extension length: 33 mm

/ material: metal escutcheon



finish	code no.
● Chrome	14962000
● AXOR FinishPlus*	14962XXX

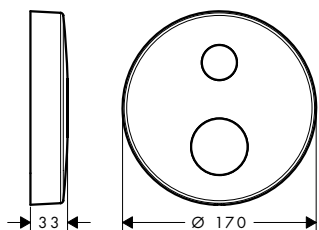
Extension element round 2-hole arrow

Features

/ for situations of limited depth for concealed installation
/ diameter: 170 mm

/ dimension: 18 mm higher than the default escutcheon
/ extension length: 33 mm

/ material: metal escutcheon



finish	code no.
● Chrome	14963000
● AXOR FinishPlus*	14963XXX

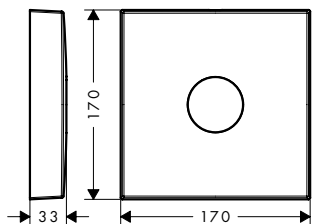
Extension element square 1-hole

Features

/ for situations of limited depth for concealed installation
/ diameter: 170 mm

/ dimension: 18 mm higher than the default escutcheon
/ extension length: 33 mm

/ material: metal escutcheon



finish	code no.
● Chrome	14964000
● AXOR FinishPlus*	14964XXX

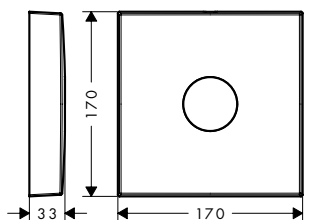
Extension element square 1-hole red blue

Features

/ for situations of limited depth for concealed installation
/ diameter: 170 mm

/ dimension: 18 mm higher than the default escutcheon
/ extension length: 33 mm

/ material: metal escutcheon



finish	code no.
● Chrome	14965000
● AXOR FinishPlus*	14965XXX

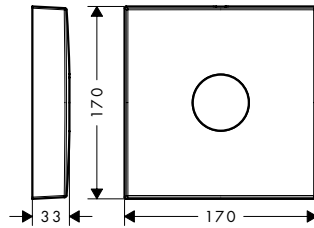
Extension element square 1-hole arrow

Features

/ for situations of limited depth for concealed installation
/ diameter: 170 mm

/ dimension: 18 mm higher than the default escutcheon
/ extension length: 33 mm

/ material: metal escutcheon



finish	code no.
● Chrome	14966000
● AXOR FinishPlus*	14966XXX

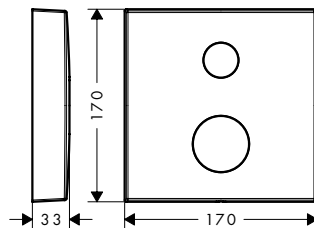
Extension element square 2-hole

Features

/ for situations of limited depth for concealed installation
/ diameter: 170 mm

/ dimension: 18 mm higher than the default escutcheon
/ extension length: 33 mm

/ material: metal escutcheon



finish	code no.
● Chrome	14967000
● AXOR FinishPlus*	14967XXX

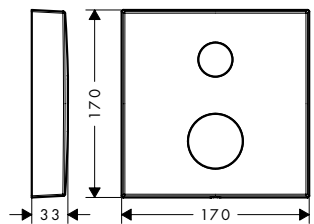
Extension element square 2-hole red blue

Features

/ for situations of limited depth for concealed installation
/ diameter: 170 mm

/ dimension: 18 mm higher than the default escutcheon
/ extension length: 33 mm

/ material: metal escutcheon



finish	code no.
● Chrome	14968000
● AXOR FinishPlus*	14968XXX

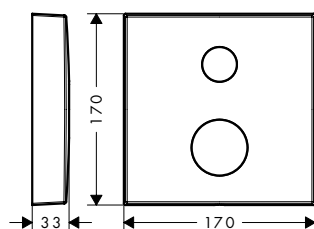
Extension element square 2-hole 0-1-2

Features

/ for situations of limited depth for concealed installation
/ diameter: 170 mm

/ dimension: 18 mm higher than the default escutcheon
/ extension length: 33 mm

/ material: metal escutcheon



finish	code no.
● Chrome	14969000
● AXOR FinishPlus*	14969XXX

* AXOR FinishPlus: For further AXOR FinishPlus surfaces please see the AXOR FinishPlus overview on page 24.

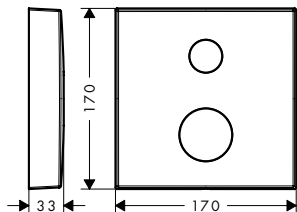
Extension element square 2-hole arrow

Features

/ for situations of limited depth for concealed installation
/ diameter: 170 mm

/ dimension: 18 mm higher than the default escutcheon
/ extension length: 33 mm

/ material: metal escutcheon



finish	code no.
Chrome	14970000
AXOR FinishPlus*	14970XXX

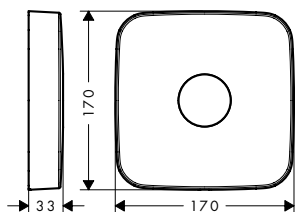
Extension element softsquare 1-hole

Features

/ for situations of limited depth for concealed installation
/ diameter: 170 mm

/ dimension: 18 mm higher than the default escutcheon
/ extension length: 33 mm

/ material: metal escutcheon



finish	code no.
Chrome	14971000
AXOR FinishPlus*	14971XXX

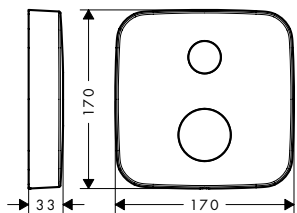
Extension element softsquare 2-hole

Features

/ for situations of limited depth for concealed installation
/ diameter: 170 mm

/ dimension: 18 mm higher than the default escutcheon
/ extension length: 33 mm

/ material: metal escutcheon



finish	code no.
Chrome	14972000
AXOR FinishPlus*	14972XXX

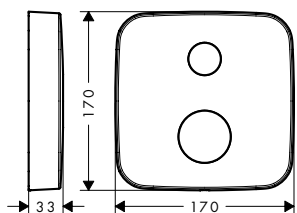
Extension element softsquare 2-hole 0-1-2

Features

/ for situations of limited depth for concealed installation
/ diameter: 170 mm

/ dimension: 18 mm higher than the default escutcheon
/ extension length: 33 mm

/ material: metal escutcheon



finish	code no.
Chrome	14973000
AXOR FinishPlus*	14973XXX

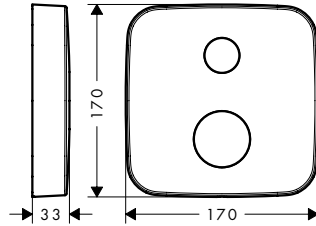
Extension element softsquare 2-hole arrow

Features

/ for situations of limited depth for concealed installation
/ diameter: 170 mm

/ dimension: 18 mm higher than the default escutcheon
/ extension length: 33 mm

/ material: metal escutcheon



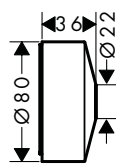
finish	code no.
Chrome	14974000
AXOR FinishPlus*	14974XXX

Extension element

Features

/ for situations of limited depth for concealed installation

/ extension length: 22 mm
/ material: metal escutcheon



finish	code no.
Chrome	13610000
Matt Black	13610670
AXOR FinishPlus*	13610XXX

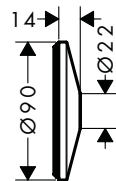
Escutcheon 90 mm

Features

/ for larger tile coverage

/ diameter: 90 mm

/ material: metal escutcheon



finish	code no.
Chrome	13611000
Matt Black	13611670
AXOR FinishPlus*	13611XXX

Fastening rail set for iBox universal

Features

/ quick installation and alignment of the iBox universal in various installation situations

/ for bridging large or wide wall recesses
/ individually bendable for pre-wall mounting



code no.
93171000

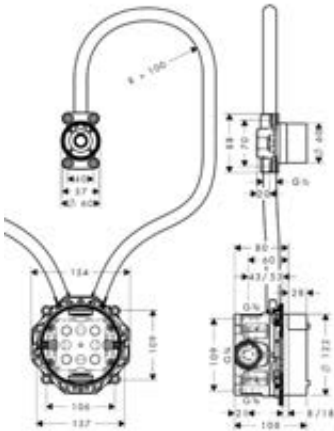
* AXOR FinishPlus: For further AXOR FinishPlus surfaces please see the AXOR FinishPlus overview on page 24.

Basic set for electronic basin mixer for concealed installation wall-mounted

Features

/ TÜV certified
/ suitable for infrared wall spout

/ connection dimension: DN20
/ maximum flow rate at 3 bar: 5 l/min



code no.

16180180

Optional parts:

code no.



Extension 25 mm for basic set for electronic basin mixer wall-mounted

13594000

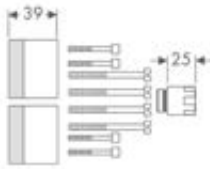
Extension 25 mm for basic set for electronic basin mixer wall-mounted

Features

/ extension for basic set

/ suitable for all wall-mounted electronic mixers

/ extension length: 25 mm



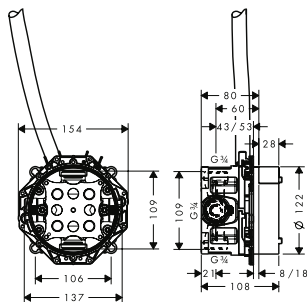
code no.

13594000

Basic set for electronic basin mixer

Features

/ connection dimension: DN20



code no.

16182180

Optional parts:

code no.

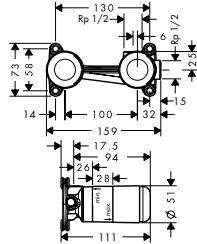


Reduction coupling iBox universal

97759000

Basic set for single lever basin mixer for concealed installation wall-mounted**Features**

- / variable positioning of the mixer system, can be left or right of the spout
- / easy orientation due to support surfaces for the spirit level
- / with building protection cover against contamination during assembly
- / with dimension indication for exact determination of the installation depth
- / with pre-mounted fastening lugs for mounting in drywall and solidwall
- / sound-decoupled installation
- / connection dimension: DN 15
- / minimum mounting depth: 44 mm
- / maximum mounting depth: 72 mm



code no.

13623180

Optional parts:

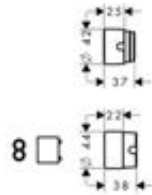
Extension set 25 mm for single lever basin mixer wall-mounted

code no.

13586000

Extension set 25 mm for single lever basin mixer wall-mounted**Features**

- / extension length: 25 mm

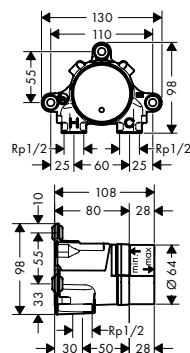


code no.

13586000

Basic set for basin mixer for concealed installation wall-mounted Select**Features**

- / sound-decoupled installation
- / connection dimension: G 1/2



code no.

13625180

Optional parts:

Extension 25 mm for basic set basin mixer for concealed installation wall-mounted Select

code no.

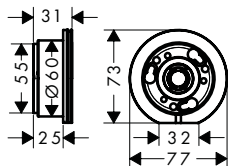
13609000

Extension 25 mm for basic set basin mixer for concealed installation wall-mounted Select

Features

/ extension for basic set

/ extension length: 25 mm



code no.

13609000

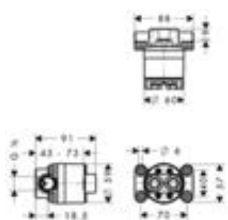
Basic set

Features

/ connection dimension: G 1/2
/ no additional maintenance opening required

/ rotationally-symmetric installation
/ minimum mounting depth: 45 mm

/ maximum mounting depth: 73 mm



code no.

10902180

⚠ Required parts:

code no.



Seal

96660000

Optional parts:

code no.



Extension set 28 mm for shower columns

10980000



Extension set 28 mm for basin mixer wall-mounted

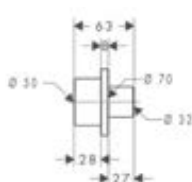
12918000



Extension set 28 mm for single lever basin mixer wall-mounted

11980000

Extension set 28 mm for single lever basin mixer wall-mounted



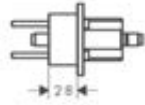
code no.

11980000

Extension set 28 mm for basin mixer wall-mounted

Features

/ extension for basic set



code no.

12918000

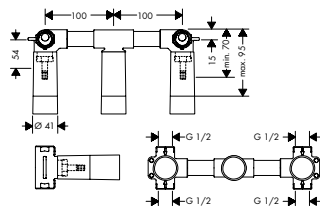
Basic set for 3-hole basin mixer for concealed installation wall-mounted

Features

/ suitable for all 3-hole wash basin mixers for wall mounting

/ connection dimension: DN15/DN20
/ connection from above or below

/ minimum mounting depth: 70 mm
/ maximum mounting depth: 95 mm



code no.

10303180

Optional parts:

code no.



Seal

96383000



Extension set 25 mm for basic set for 3-hole basin mixer wall-mounted

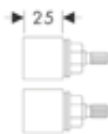
96259000

Extension set 25 mm for basic set for 3-hole basin mixer wall-mounted

Features

/ connection dimension: DN15

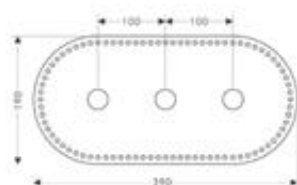
/ extension length: 25 mm



code no.

96259000

Seal



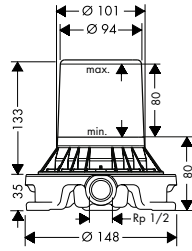
code no.

96383000

Basic set for mixers floor-standing

Features

- / for mounting on unfinished floor
- / suitable for single lever bath mixer, single lever basin mixer and bath spout floor-standing
- / connection dimension: DN15
- / minimum mounting depth: 53 mm
- / maximum mounting depth: 133 mm



code no.
10452180

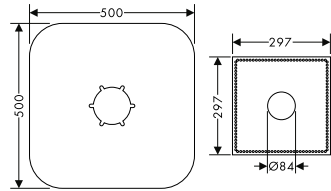
Optional parts:



Sealing foil for basic set bath mixer floor-standing

code no.
96441000

Sealing foil for basic set bath mixer floor-standing

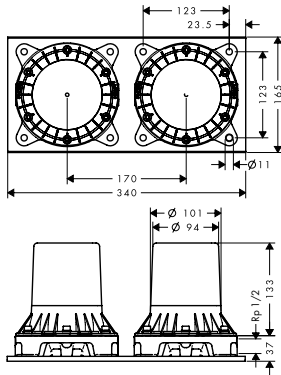


code no.
96441000

Basic set for 2-handle bath mixer floor-standing

Features

- / two seals necessary
- / for mounting on unfinished floor
- / connection dimension: DN15



code no.
16549180

Optional parts:



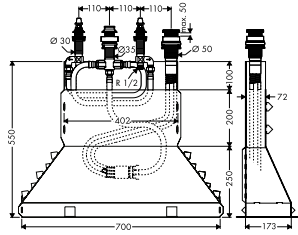
Sealing foil for basic set bath mixer floor-standing

code no.
96441000

Basic set for 4-hole rim mounted bath mixer

Features

/ maximum pull-out length of hand shower: 1.10 m / connection dimension: DN15

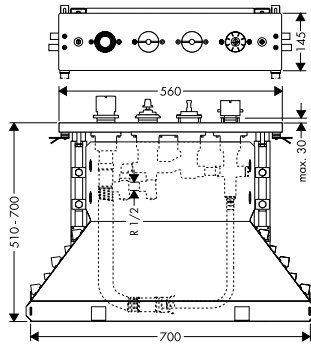


code no.
15480180

Basic set for 4-hole tile mounted thermostatic bath mixer

Features

/ maximum pull-out length of hand shower: 1.10 m / connection dimension: DN15

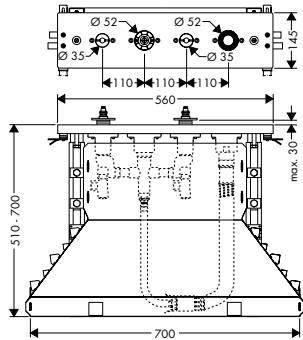


code no.
15483180

Basic set for 4-hole tile mounted bath mixer

Features

/ maximum pull-out length of hand shower: 1.10 m / connection dimension: DN15

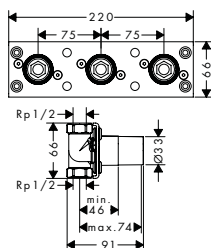


code no.
15481180

Basic set for thermostat for exposed/ concealed installation for 2 functions

Features

/ connection dimension: Rp 1/2 / minimum mounting depth: 46 mm
/ sound-decoupled installation / maximum mounting depth: 74 mm

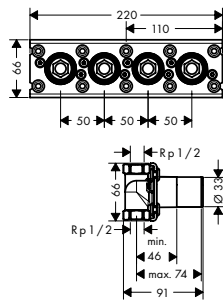


code no.
45442180

Basic set for thermostat for exposed/ concealed installation for 3 functions

Features

- / suitable for AXOR Edge Thermostat for 3 functions
- / connection dimension: Rp 1/2
- exposed/concealed installation
- / sound-decoupled installation



code no.

45443180

Basic set for thermostatic module Select for 2 functions

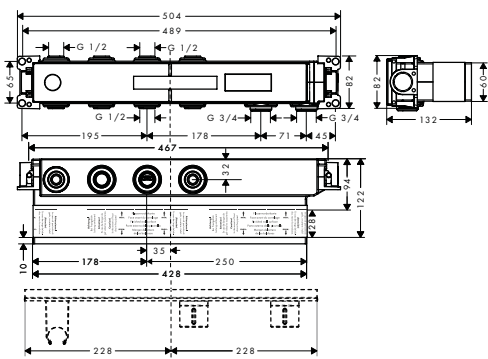
Features

- / 2 functions
- / connection thread Rp 3/4
- / connection dimension: DN15/DN20
- / horizontal installation
- / sound-decoupled installation
- / minimum mounting depth: 87 mm
- / maximum mounting depth: 122 mm



code no.

18310180



Basic set for thermostatic module Select for 3 functions

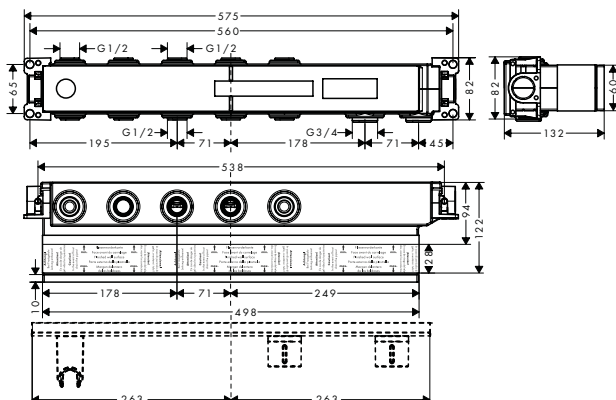
Features

- / 3 functions
- / connection thread Rp 3/4
- / connection dimension: DN15/DN20
- / horizontal installation
- / sound-decoupled installation
- / minimum mounting depth: 87 mm
- / maximum mounting depth: 122 mm



code no.

18311180



* AXOR FinishPlus: For further AXOR FinishPlus surfaces please see the AXOR FinishPlus overview on page 24.

Basic set for thermostatic module Select for 4 functions

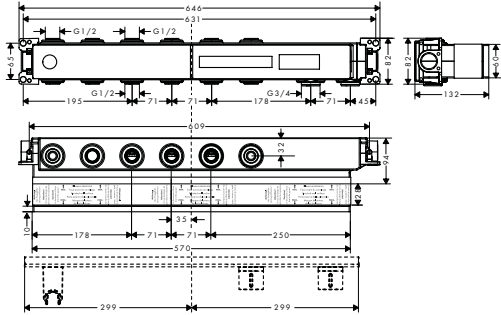
Features

- / 4 functions
- / connection thread Rp 3/4
- / connection dimension: DN15/DN20
- / horizontal installation
- / sound-decoupled installation
- / minimum mounting depth: 87 mm
- / maximum mounting depth: 122 mm



code no.

18312180



Basic set for thermostatic module Select for 5 functions

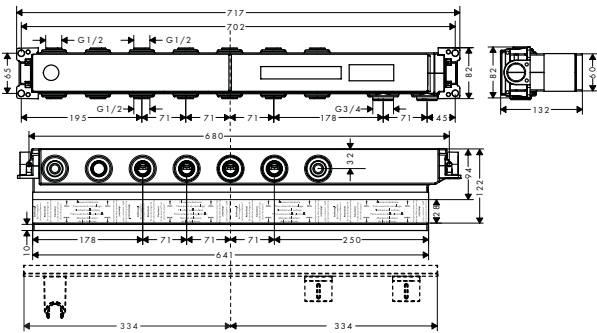
Features

- / 5 functions
- / connection thread Rp 3/4
- / connection dimension: DN15/DN20
- / horizontal installation
- / sound-decoupled installation
- / minimum mounting depth: 87 mm
- / maximum mounting depth: 122 mm



code no.

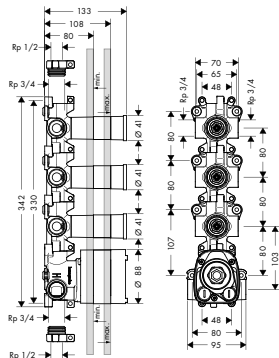
18313180



Basic set for thermostatic module 360/120 for concealed installation

Features

- / connection from left or right
- / 3 outlets can be used simultaneously
- / connection dimension: DN20
- / flow rate at free through-flow: 59 l/min
- / spindle valves
- / horizontal or vertical installation
- / sound-decoupled installation
- / in a joined installation it serves as a waterconducting unit and allows dimensionally accurate positioning



code no.

10750180

Extension set 25 mm for basic set thermostatic module

Features

/ extension for basic set

/ extension length: 25 mm



code no.

45790000

Required parts:

code no.



Basic set for thermostatic module for concealed installation

45710180

Basic set for shut-off valve 120/120 for concealed installation

Features

/ suitable for all shut-off valves finish sets

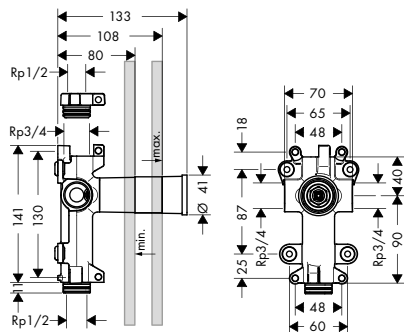
/ connection from left or right

/ connection dimension: DN15

/ flow rate at free through-flow: 55 l/min

/ sound-decoupled installation

/ in a joined installation it serves as a waterconducting unit and allows dimensionally accurate positioning



code no.

10971180

Optional parts:

code no.



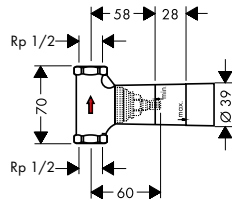
Extension set 25 mm for shut-off/diverter valve Trio-/Quattro

92990000

Basic set 52 l/min for shut-off valve for concealed installation spindle

Features

- / connection type: DN15
- / suitable for all shut-off valves finish sets
- / maximum flow rate at 3 bar: 52 l/min
- / connection dimension: DN15



code no.

16973180

Optional parts:

code no.



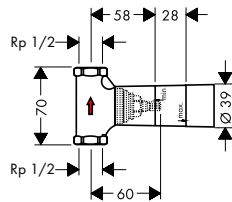
Extension set 25 mm
for shut-off/diverter valve Trio-/ Quattro

92990000

Basic set 40 l/min for concealed installation for shut-off valve ceramic

Features

- / connection type: DN15
- / suitable for all shut-off valves finish sets
- / maximum flow rate at 3 bar: 40 l/min
- / connection dimension: DN15



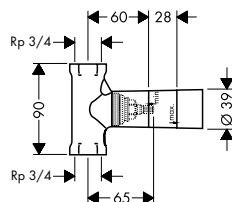
code no.

16974180

Basic set 130 l/min for shut-off valve for concealed installation spindle

Features

- / suitable for all shut-off valves finish sets
- / maximum flow rate at 3 bar: 130 l/min
- / connection dimension: DN20



code no.

16970180

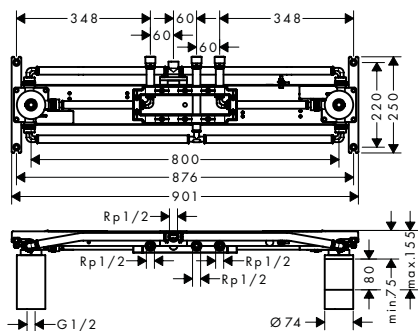
Basic set for ShowerHeaven 1200/300 4jet

Features

- / sound-decoupled installation
- / minimum mounting depth: 75 mm
- / maximum mounting depth: 155 mm
- / connection dimension: Rp 1/2



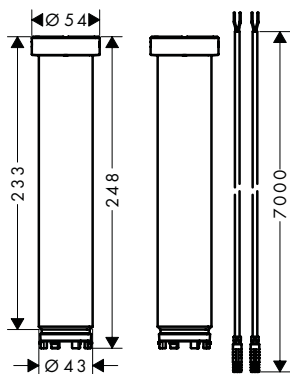

code no.
10922180



Extension set 230 mm for ceiling connector ShowerHeaven 1200/300 4jet

Features

- / packaging unit: 2 pieces
- / dimension: 230 mm

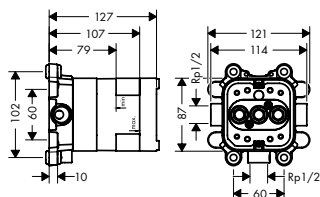


finish	code no.
Chrome	13603000
AXOR FinishPlus*	13603XXX

Basic set for overhead shower with shower arm

Features

- / includes polystyrene sheathing as a placeholder during installation
- / sound-decoupled installation
- / connection dimension: Rp 1/2



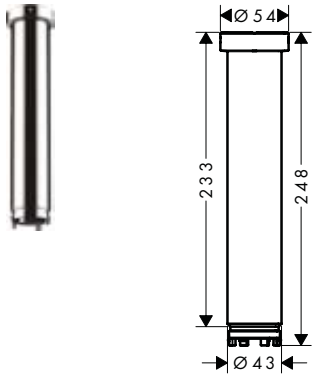
code no.
35361180

Extension 230 mm for ceiling connector overhead shower

Features

/ packaging unit: 1 piece

/ dimension: 230 mm



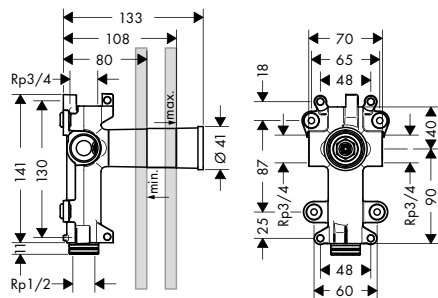
finish	code no.
Chrome	35288000
AXOR FinishPlus*	35288XXX

Basic set for shower module 120/120 for concealed installation

Features

/ in a joined installation it serves as a waterconducting unit, allows dimensionally accurate positioning

/ connection right or left
/ sound-decoupled installation



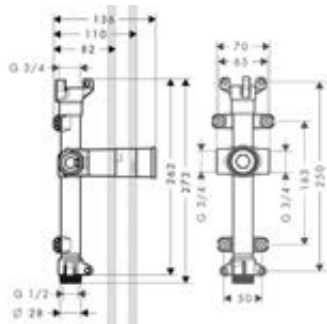
code no.
28486180

Basic set for flood spout 240/120 for concealed installation

Features

/ connection dimension: DN20

/ in a joined installation it serves as a waterconducting unit and allows dimensionally accurate positioning

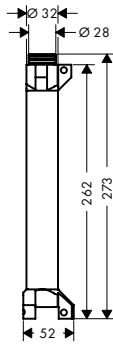


code no.
10941180

Basic set/ waterconducting unit for shelf 240/120 for concealed installation

Features

/ in a joined installation it serves as a waterconducting unit, allows dimensionally accurate positioning. In combination with: # 40873XXX



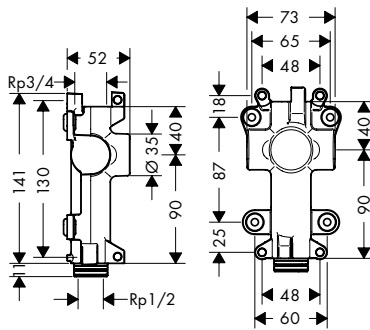
code no.

40878180

Basic set/ waterconducting unit for shelf 120/120 for concealed installation

Features

/ in a joined installation it serves as a waterconducting unit, allows dimensionally accurate positioning. In combination with: no.40872000



code no.

40877180

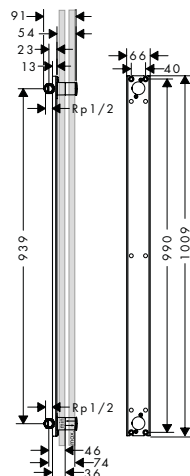
Basic set for showerpipe

Features

/ suitable for AXOR One Showerpipe 48790XXX

/ connection dimension: G 1/2

/ sound-decoupled installation



code no.

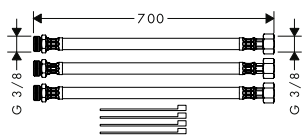
48798180

Hose extension set for 2-hole basin mixer

Features

/ length of hoses 700 mm

/ for free positioning of spout and handle



code no.

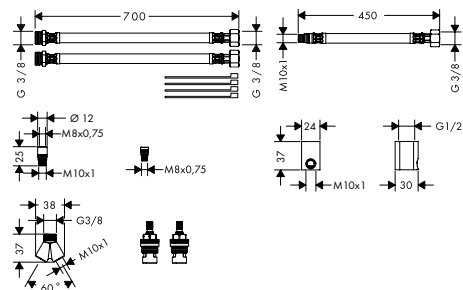
38960000

Hose extension set for 3-hole basin mixer

Features

/ length of hoses 700 mm

/ for free positioning of spout and handles



code no.

38959000

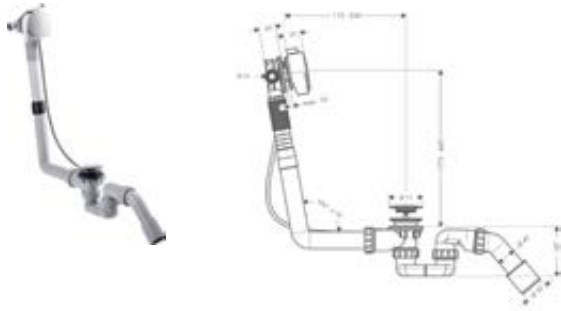
Complete set bath filler, waste and overflow set for standard bath tubs

Features

/ consists of: bath tub trap, basic set, finish set
/ TÜV certified

/ suitable for standard bath tubs, with bellows for
bath tubs with slanted bath rim
/ bowden cable length 520 mm

/ odour trap - backwater height is 50 mm
/ supply hose water connection left DN20



finish	code no.
Chrome	58307000
Brushed Bronze	58307140
Brushed Black Chrome	58307340
Matt Black	58307670
Brushed Nickel	58307820
Polished Gold Optic	58307990
AXOR FinishPlus*	58307XXX

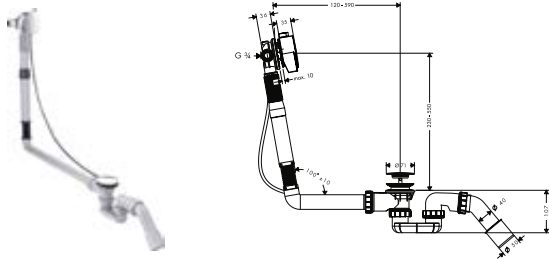
Complete set bath filler, waste and overflow set for special bath tubs

Features

/ consists of: basic set, bath tub trap, finish set
/ TÜV certified

/ suitable for special bath tubs, with bellows for
bath tubs with slanted bath rim

/ bowden cable length 780 mm
/ supply hose water connection left DN20



finish	code no.
Chrome	58317000
Matt Black	58317670
AXOR FinishPlus*	58317XXX

Flexible connection tube 800 mm

Features

/ length 800 mm

/ version: 90° angle



code no.
58308000

* AXOR FinishPlus: For further AXOR FinishPlus surfaces please see the AXOR FinishPlus overview on page 24.

Finish sets

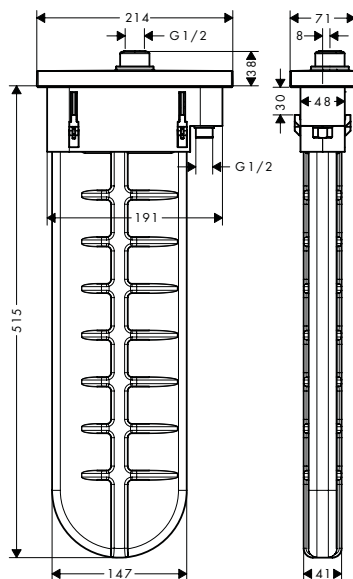
Features of all variants

/ consists of: hose box, shower hose, escutcheon
 / suitable for rim or tile mounted installation
 / 1 function
 / sBox for quiet, smooth and protected hose guidance

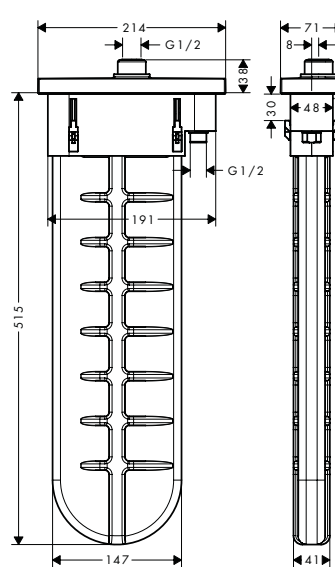
/ connection dimension: DN15
 / no additional maintenance opening required
 / bath rim width at least 100 mm
 / clamping range: 0 - 30 mm
 / maximum pull-out length of hand shower 1.45 m

/ removable for service at any time
 / protected against backflow, according to DIN EN 1717
 / maximum flow rate at 3 bar: 9,5 l/min

square



oval



Overview variants

shape	finish	code no.
square	Chrome	28012000
	AXOR FinishPlus*	28012XXX
oval	Chrome	28022000
	AXOR FinishPlus*	28022XXX

Required parts:



Rim and tile mounted bath basic set

code no.

15490180

Optional parts:



Rim mounted adapter 25°

finish

Chrome

code no.

28071000



Mounting angle set for installation plate for tile mounted installation

28011000



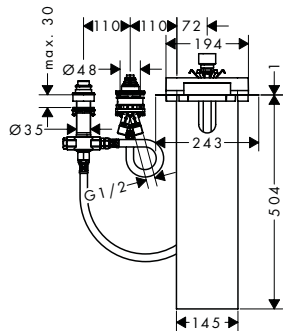
Installation plate for tile mounted installation

28014000

Basic set for 3-hole rim mounted single lever bath mixer

Features

- / sBox for quiet, smooth and protected hose guidance
- / drilling diameter: 35 mm, 50 mm
- / clamping range: 0 - 30 mm
- / maximum pull-out length of hand shower: 1,45 m
- / suitable for installation on bath rim
- / connection thread: G 1/2
- / connection hose length: 600 mm
- / connection dimension: DN15
- / bath rim width at least 100 mm
- / drilling diameter on bath tub: two drilled holes Ø 50/51 mm and connection by sawing out required (consider template)



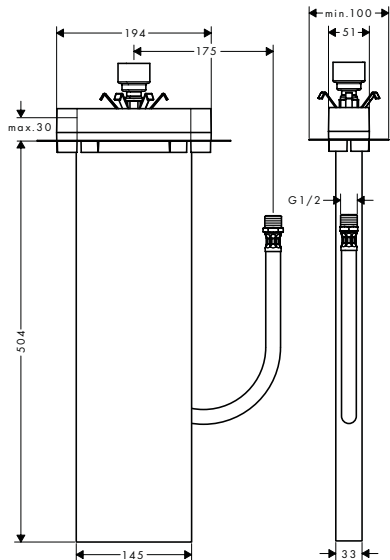
code no.

15487180

Rim and tile mounted bath basic set

Features

- / suitable for rim or tile mounted installation
- / 1 function
- / connection thread R 1/2
- / connection dimension: DN15
- / connection hose length: 600 mm
- / bath rim width at least 100 mm
- / drilling diameter on bath tub: two drilled holes Ø 50/51 mm and connection by sawing out required (consider template)
- / clamping range: 0 - 30 mm



code no.

15490180

Optional parts:

code no.



Installation plate for tile mounted installation

28014000



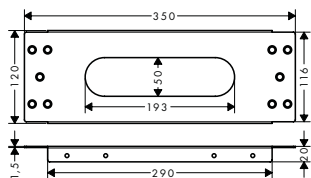
Mounting angle set for installation plate for tile mounted installation

28011000

Installation plate for tile mounted installation

Features

/ dimension: 350 x 120 mm



code no.

28014000

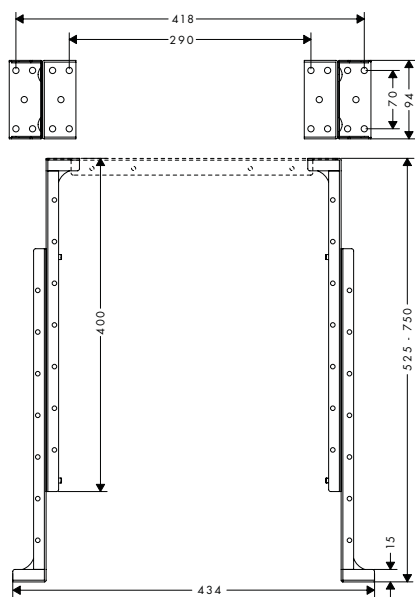
Mounting angle set for installation plate for tile mounted installation

Features

/ maximum mounting height: 750 mm

/ minimum mounting height: 400 mm

/ packaging unit: 2 pieces



code no.

28011000

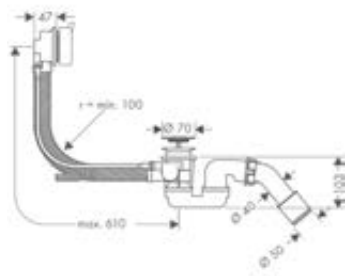
Complete set waste and overflow set for standard bath tubs

Features

/ consists of: basic set, finish set
/ TÜV certified
/ suitable for standard bath tubs

/ PE screw connection G 1½ x 40/ 50 mm
/ flexible overflow hose
/ bowden cable length 520 mm

/ odour trap - backwater height is 50 mm



finish	code no.
● Chrome	58316000
● Matt Black	58316670
● Brushed Bronze	58316140
● Brushed Black Chrome	58316340
● Brushed Nickel	58316820
● Polished Gold Optic	58316990
● AXOR FinishPlus*	58316XXX

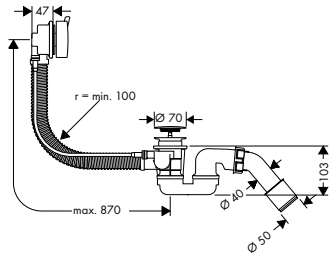
Complete set waste and overflow set for special bath tubs

Features

/ consists of: basic set, bath tub trap, finish set
/ suitable for special bath tubs

/ PE screw connection G 1 1/2 x 40/ 50 mm
/ flexible overflow hose

/ bowden cable length 780 mm



finish	code no.
Chrome	58318000
Matt Black	58318670
AXOR FinishPlus*	58318XXX

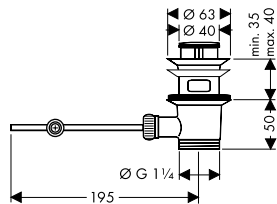
Waste set pop-up for basin and bidet mixers

Features

/ operation via pull-rod
/ for basins with overflow hole

/ drain plug material brass
/ connection dimension G 1 1/4

/ with overflow



finish	code no.
Chrome	51302000
AXOR FinishPlus*	51302XXX

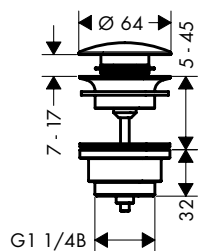
Waste set push-open for basin and bidet mixers

Features

/ operation with pressure plug
/ for basins with overflow hole

/ drain plug material brass
/ connection dimension G 1 1/4

/ with overflow



finish	code no.
Chrome	51300000
Brushed Bronze	51300140
Brushed Black Chrome	51300340
Brushed Nickel	51300820
Polished Gold Optic	51300990
AXOR FinishPlus*	51300XXX

* AXOR FinishPlus: For further AXOR FinishPlus surfaces please see the AXOR FinishPlus overview on page 24.

Waste set non-closing for washbasins

Features

/ non-closing valve
/ for washbasins without overflow

/ drain plug material stainless steel
/ connection dimension G 1 1/4

/ with overflow



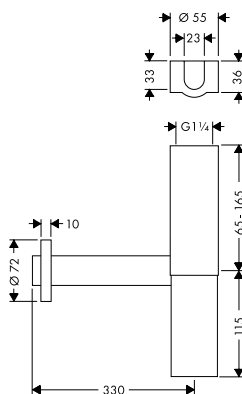
finish	code no.
Chrome	51301000
Brushed Bronze	51301140
Brushed Black Chrome	51301340
Brushed Nickel	51301820
Polished Gold Optic	51301990
AXOR FinishPlus*	51301XXX

Design trap Flowstar

Features

/ adjustment distance 65 - 165 mm
/ distance to wall 330 mm

/ odour trap - backwater height is 70 mm
/ connection dimension entry: G 1 1/4



finish	code no.
Chrome	51303000
Brushed Nickel	51303820
AXOR FinishPlus*	51303XXX

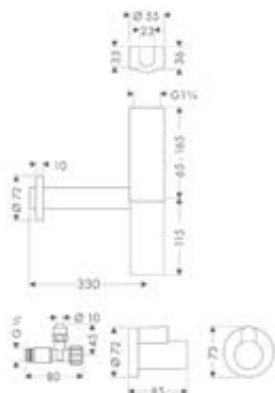
Design trap set Flowstar

Features

/ consists of: design trap, angle valve, cover
/ adjustment distance 65 - 165 mm

/ distance to wall 330 mm
/ odour trap - backwater height is 70 mm

/ connection dimension entry: G 1 1/4

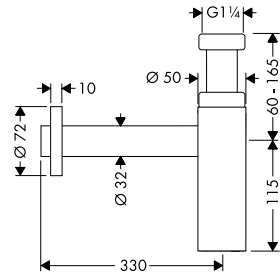


finish	code no.
Chrome	51304000
Brushed Nickel	51304820
AXOR FinishPlus*	51304XXX

Design trap Flowstar S**Features**

/ adjustment distance 60 - 165 mm
/ distance to wall 330 mm

/ odour trap - backwater height is 70 mm
/ connection dimension entry: G 1¼

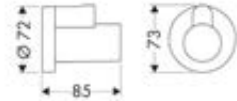


finish	code no.
Chrome	51305000
Matt Black	51305670
Brushed Black Chrome	51305340
Brushed Bronze	51305140
Brushed Nickel	51305820
Polished Gold Optic	51305990
AXOR FinishPlus*	51305XXX

Cover**Features**

/ for angle valve

/ packaging unit: 1 piece

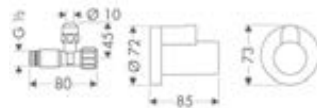


finish	code no.
Chrome	51306000
Brushed Bronze	51306140
Brushed Black Chrome	51306340
Matt Black	51306670
Brushed Nickel	51306820
Polished Gold Optic	51306990
AXOR FinishPlus*	51306XXX

Angle valve with cover outlet G 3/8**Features**

/ consists of: angle valve, cover
/ connection dimension entry: G ½

/ connection dimension outlet: G ¾
/ packaging unit: 1 piece



finish	code no.
Chrome	51307000
Brushed Bronze	51307140
Brushed Black Chrome	51307340
Brushed Nickel	51307820
Polished Gold Optic	51307990
AXOR FinishPlus*	51307XXX

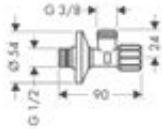
Angle valve with microfilter outlet G 3/8

Features

/ for protection of mixers against dirt inlet,
e.g. for electronic basin mixers

/ connection dimension entry: G 1/2
/ connection dimension outlet: G 3/8

/ packaging unit: 1 piece



finish	code no.
● Chrome	51308000

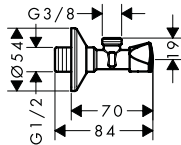
Angle valve E outlet G 3/8

Features

/ connection dimension entry: G 1/2

/ connection dimension outlet: G 3/8

/ packaging unit: 1 piece



finish	code no.
● Chrome	51312000

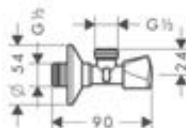
Angle valve E outlet G 1/2

Features

/ connection dimension entry: G 1/2

/ connection dimension outlet: G 1/2

/ packaging unit: 1 piece



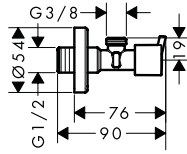
finish	code no.
● Chrome	51309000

Angle valve S outlet G 3/8**Features**

/ connection dimension entry: G 1/2

/ connection dimension outlet: G 3/8

/ packaging unit: 1 piece



finish

code no.

● Chrome

51310000





Planning and Installation

Planned down to the last detail

That AXOR continues to set new benchmarks in form and function is made clear with product innovations that are both visual statements and easy to use. AXOR follows this principle even behind walls, with installation options that are thoroughly planned down to the last detail. They are easy to carry out, thanks to iBox universal or specially developed basic sets and thanks to the self-explanatory assembly instructions that come with every AXOR product.

SIX EXAMPLES FOR PLANNING AND INSTALLATION:

- / AXOR ShowerCollection: the flexible building block system for creative shower planning
- / AXOR thermostatic module Select: a luxurious way to control the shower preferences of up to five functions
- / AXOR thermostatic mixer 800 for exposed/concealed installation: innovative technology for a flawless fit in any space
- / AXOR thermostatic module Select: simple installation for up to three functions
- / AXOR One thermostatic module: great user comfort thanks to intuitive paddle operation
- / AXOR iBox universal: the multi-talented technology for easy concealed installation

Planning example AXOR ShowerCollection with AXOR ShowerHeaven 970 / 970 3jet, with lighting:

The AXOR ShowerCollection is a flexible, building block system for creative shower planning. The corner installation offers a shower experience that surrounds you completely, above all, with the three different AXOR ShowerHeaven spray modes. Two shower modules are used as body showers. Centralized control of all shower elements is realized in the AXOR thermostatic module. The elements can be used individually or together.

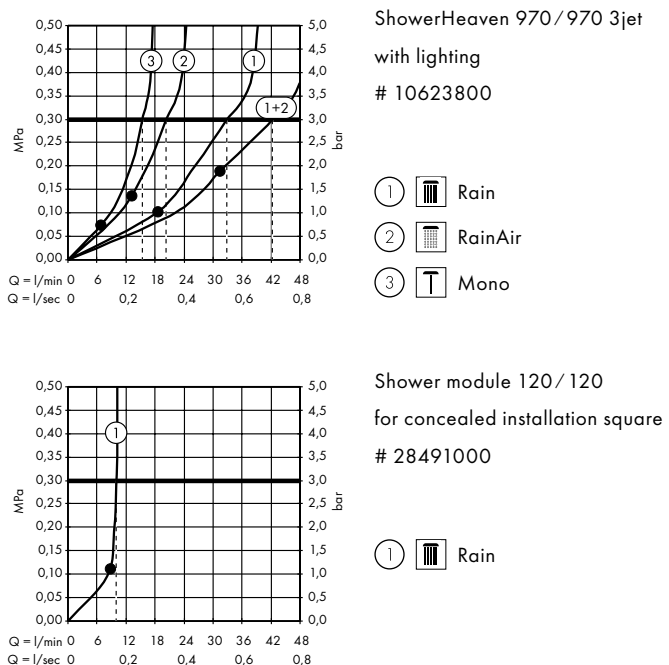
- / All three spray modes of the ShowerHeaven 970 / 970 3jet can be easily controlled with the thermostatic module 360 / 120
- / All of the showers can be operated outside of the wet zone
- / Water temperature can be set as desired before showering
- / The hand shower module can be operated easily from the shower entry area, making it ideal for cleaning the shower

640

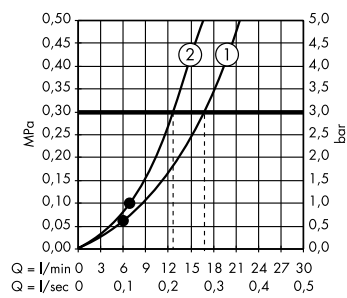
Products

- ShowerHeaven 970 / 970 3jet with lighting
10623800
- Thermostatic module 360 / 120
for concealed installation square for 3 functions
10751000
- Basic set
10750180
- Shut-off valve 120 / 120
for concealed installation square
10972000
- Basic set
10971180
- Hand shower module 120 / 120
for concealed installation square
10651000
- Basic set
10650180
- 2x Shower module 120 / 120
for concealed installation square
28491000
- Shelf 240 / 120
40873000
- Basic set
40878180

Flow diagrams



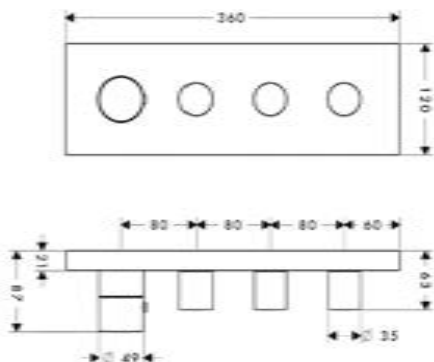
Function guaranteed starting at •. Consumption data is measured in practical use with the respective mixer / valve for concealed installation.



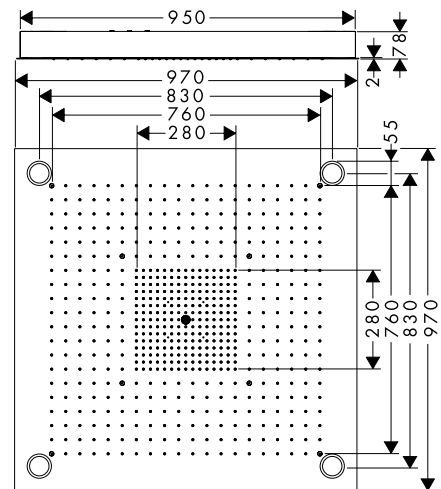
Hand shower module 120/120
for concealed installation square
10651000

- ① Rain
- ② RainAir

Dimension drawings



Thermostatic
module 360/120
for concealed installation
square for 3 functions



ShowerHeaven 970/970 3jet with lighting

Planning example

AXOR Select concealed installation 670 / 90 thermostat module for 5 consumers with AXOR ShowerHeaven 1200 / 300 4jet, with 3,500 K lighting:

Luxurious operation. The thermostatic module Select has a minimalistic look and is the central element for controlling all spray modes and functions individually or in combination. Safe, secure and easy installation with the basic set. A perfect combination partner for AXOR ShowerHeaven 1200 / 300 4jet.

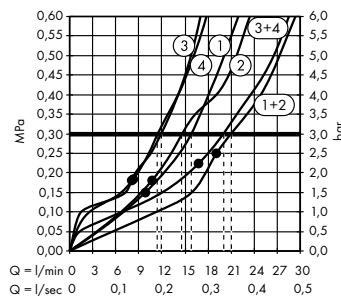
- / It's easy to control all four spray modes of the AXOR ShowerHeaven 1200 / 300 4jet with the thermostatic module Select 670 / 90
- / All of the important functions are brought together in one elegant, concealed thermostat: user control, temperature regulation and water flow.
- / The large Select buttons for controlling the spray modes and functions offer easy, intuitive operation
- / The hand shower is added to the thermostatic module via a porter with an integrated hose connection

642

Products

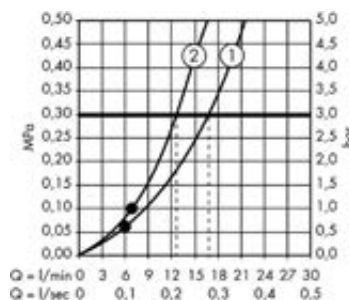
ShowerHeaven 1200 / 300 4jet with lighting 3500 K
 # 10628000
 Basic set
 # 10922180
 Thermostatic module Select 670 / 90
 for concealed installation for 5 functions
 # 18358000
 Basic set
 # 18313180
 Baton hand shower 2jet
 # 28532000
 Metal effect shower hose 1.25 m
 # 28282000

Flow diagrams



ShowerHeaven 1200 / 300 4jet
 with lighting 2700 K
 # 10628000

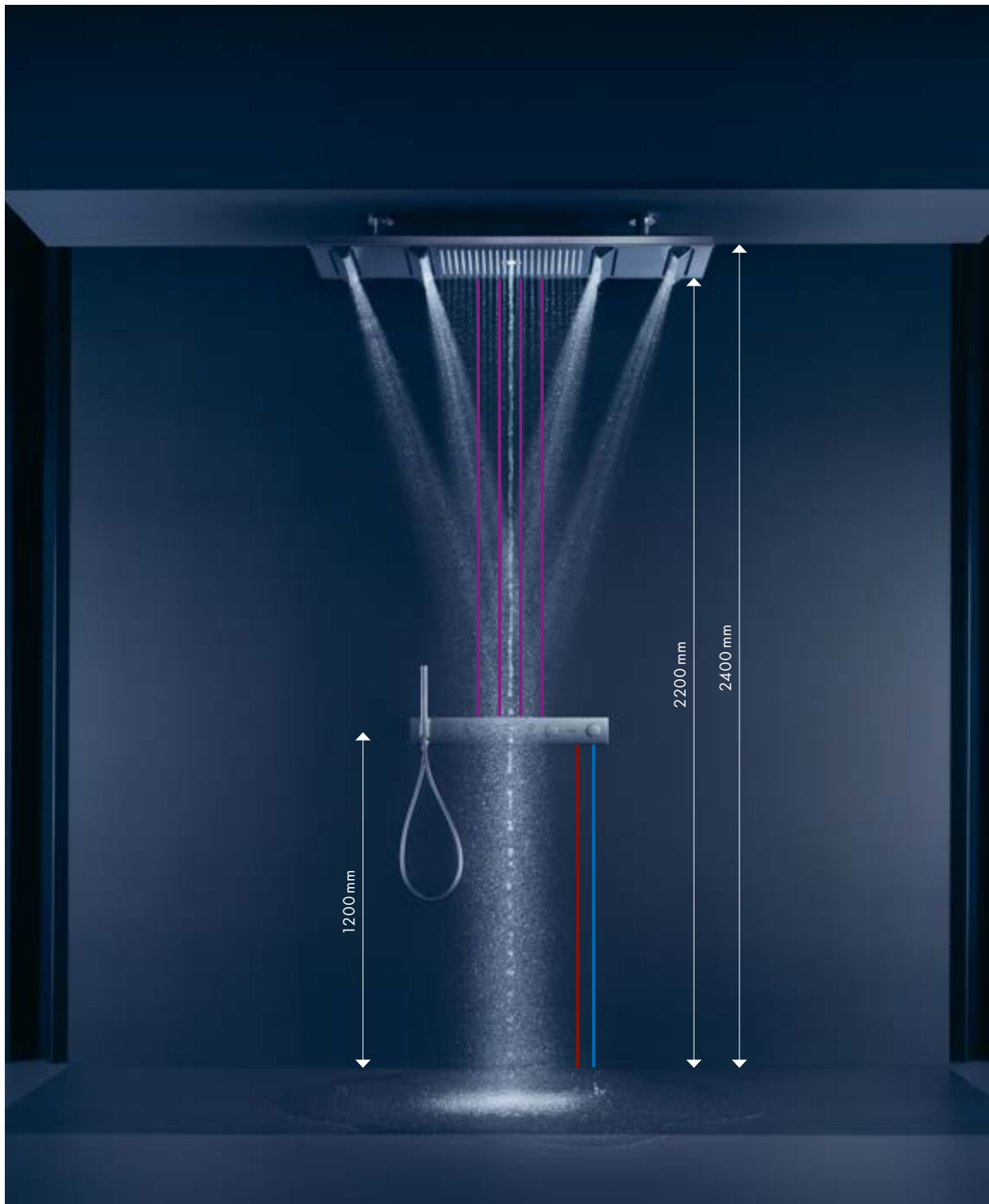
- ① Rain
- ② Mono
- ③ PowderRain, inside
- ④ PowderRain, outside



Baton hand shower 2jet
 # 28532000

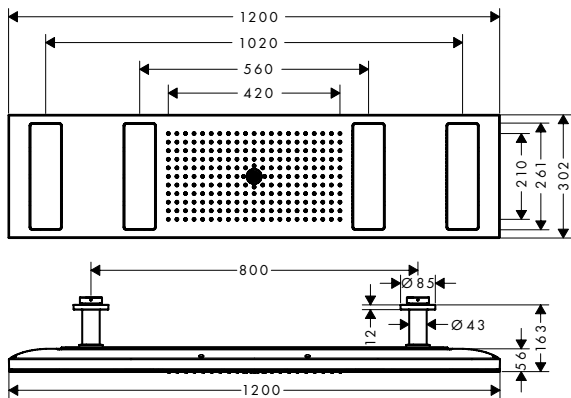
- ① Rain
- ② Mono

Function guaranteed starting at •. Consumption data is measured in practical use with the respective mixer / valve for concealed installation.

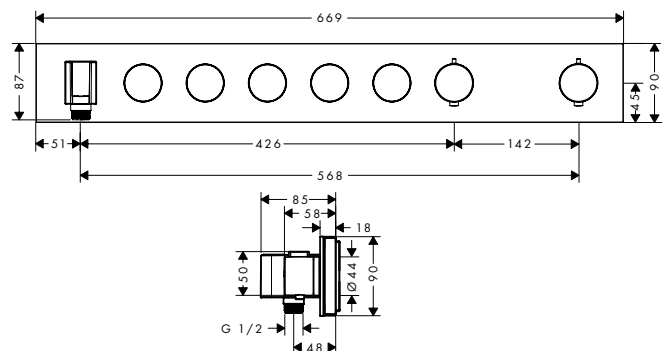


Dimension drawings

ShowerHeaven 1200/300 4jet with lighting 3500 K



Thermostatic module Select 670/90 for concealed installation for 5 functions



Planning example AXOR thermostatic mixer 800 for exposed/ concealed installation with AXOR overhead shower 350 1jet with shower arm:

Innovative technology enables a sophisticated corner installation (exposed or concealed) of the overhead shower and thermostat. An elegant exposed product in its design, it features a practical shelf. The technical details are hidden in the wall, invisible. Required for installation is the special basic set for the AXOR thermostatic mixer 800 for exposed/ concealed installation for 2 functions.

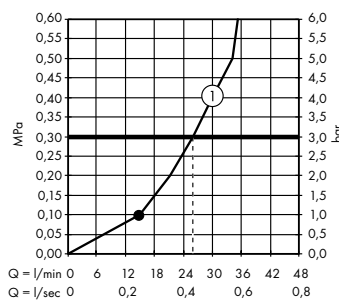
- / The pipework is hidden completely in the wall thanks to innovative concealed installation technology
- / Thermostat with high quality glass shelf with an exposed design
- / Intuitive Select technology: it's easy to switch the overhead and hand showers on and off with the Select buttons

644

Products

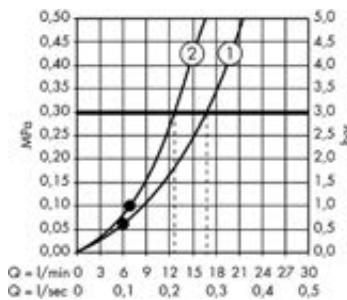
- Overhead shower 350 1jet with shower arm
26034000
- Thermostat 800 for exposed/ concealed installation
45440000
- Basic set
45442180
- Baton hand shower 2jet
28532000
- Shower hose 1.60 m
with volume control
28128000
- Shower holder
27515000

Flow diagrams



Overhead shower 350 1jet
with shower arm
26034000

①  PowderRain



Baton hand shower 2jet
28532000

①  Rain

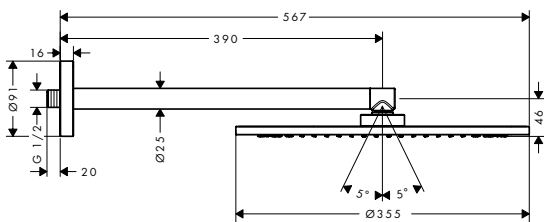
②  Mono

Function guaranteed starting at •. Consumption data is measured in practical use with the respective mixer / valve for concealed installation.

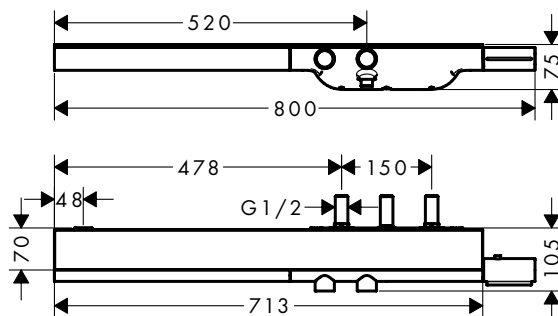


Dimension drawings

Overhead shower 350 ljet
with shower arm



Thermostat 800 for exposed/concealed installation



Planning example

AXOR thermostatic module Select for 3 functions

with AXOR overhead shower 300 / 300 2jet with shower arm:

Clean design for the shower thanks to the slim form of the AXOR thermostatic module Select. Combined with the AXOR overhead shower 300 / 300 2jet, the innovative PowderRain and Intense PowderRain spray modes provide a highly sophisticated shower experience. The thermostat module with Select technology is used to control the spray modes. It's easy with the intuitive operation of the Select buttons. The special basic set makes it easy to install the thermostat module.

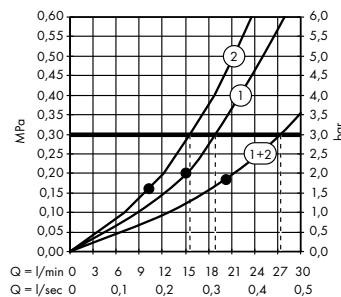
- / Central control with a thermostat: Select buttons for the spray modes, rotary knobs to regulate temperature and water flow
- / Easy to operate thanks to Select technology

646

Products

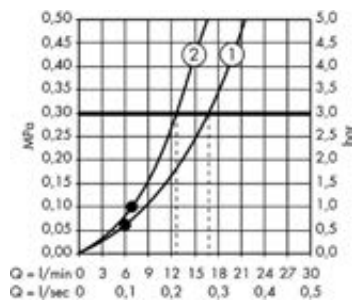
Overhead shower 300 / 300 2jet with shower arm
 # 35318000
 Basic set 2jet
 # 35361180
 Thermostatic module Select 530 / 90
 for concealed installation for 3 functions
 # 18356000
 Basic set
 # 18311180
 Baton hand shower 2jet
 # 28532000
 Metal effect shower hose 1.25 m
 # 28282000

Flow diagrams



Overhead shower 300 / 300
 2jet with shower arm
 # 35318000

- ① PowderRain
- ② Intense PowderRain



Baton hand shower 2jet
 # 28532000

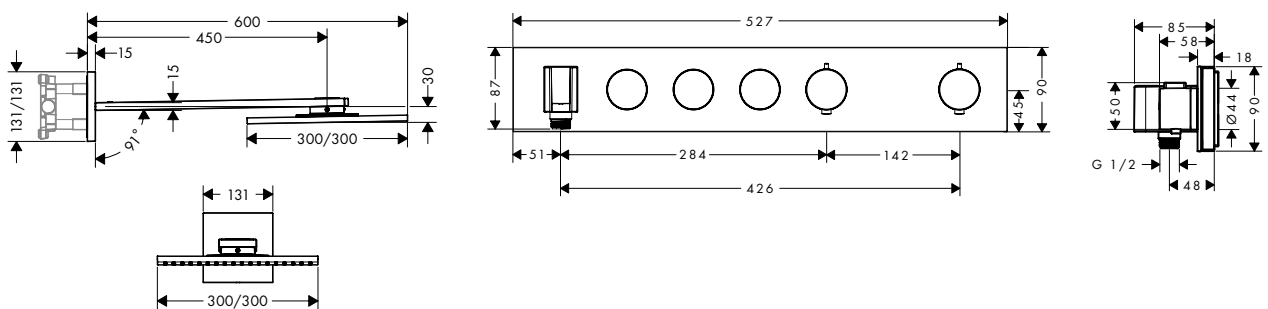
- ① Rain
- ② Mono

Function guaranteed starting at •. Consumption data is measured in practical use with the respective mixer / valve for concealed installation.



Dimension drawings

Overhead shower 300/300 2jet with shower arm Thermostatic module Select 530/90 for concealed installation for 3 functions



Planning example

AXOR One concealed installation thermostat module for 3 consumers, AXOR One 280 2jet overhead shower with overhead shower and 75 1jet overhead shower:

The shower scenario consisting of two overhead showers and a hand shower offers versatile use and brings the private spa idea as a central element into the bathroom. The compact, shoulder-high shower head is ideal for a quick shower without washing your hair, the wall-mounted overhead shower provides a comprehensive shower experience, and the hand shower is within easy reach. All three consumers are conveniently operated via the AXOR One thermostat; temperature and volume regulation are controlled centrally via a knob.

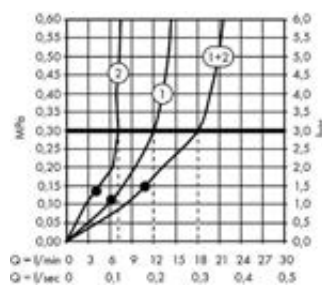
- / All-in-one: Precise control of all consumers through one central thermostat module with Select technology
- / With EcoSmart technology for reduced water and energy consumption
- / Easy cleaning with QuickClean and removable overhead shower: limescale residues are easy to wipe off on the water nozzles
- / Innovative combination of the Rain (outer ring) and PowderRain (inner ring) spray modes

648

Products

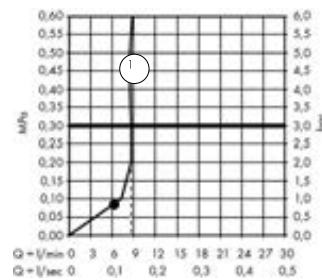
- Overhead shower 280 2jet with shower arm
48492820
- Basic set for overhead shower 2jet with shower arm
35361180
- Overhead shower 75 1jet EcoSmart with shower arm
48490820
- Thermostatic module for concealed installation for 3 outlets
45713820
- Hand shower 75 1jet EcoSmart
48651820
- Porter unit
45723820
- Metal effect shower hose 1.25 m
28282820
- Shut-off valve for concealed installation
45771820
- Shelf
42844820

Flow diagrams



Overhead shower 280 2jet with shower arm
48492820

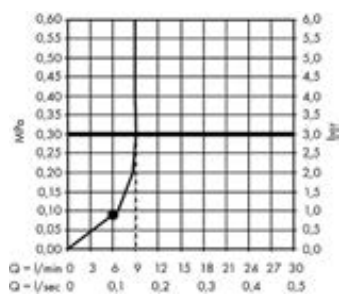
- ① Rain
- ② PowderRain



Overhead shower 75 1jet EcoSmart with shower arm
48490820

- ① PowderRain

Ab • ist die Funktion gewährleistet. Die Verbrauchswerte wurden praxisnah mit dem dazugehörigen Mischer/Unterputzventil gemessen.

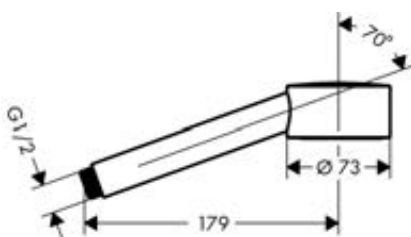


Hand shower 75 1jet EcoSmart
48651820

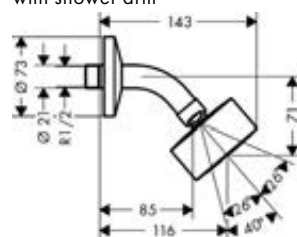


Dimension drawings

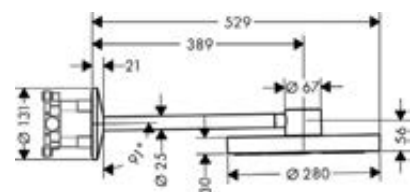
Hand shower 75 1jet EcoSmart



Overhead shower 280 2jet
with shower arm



Overhead shower 75 1jet
EcoSmart with shower arm



Planning example

AXOR One concealed installation thermostat module for 2 consumers and AXOR One concealed installation 280 1jet shower pipe:

The AXOR One shower pipe is the perfect all-in-one combination of overhead and hand shower, as well as wallbar and wall connection, and offers an immersive shower experience combining the Rain and PowderRain spray modes. The integration of the wall connections ensures a streamlined, tidy appearance. The thermostat module is the ideal aesthetic addition with maximum ease of use thanks to Select paddles, and temperature and volume regulation via a central handle.

- / Control of all outlets or functions through one central thermostat module
- / Parallel and intuitive operation of overhead and hand shower
- / Overhead shower with innovative combination of both Rain (outer ring) and PowderRain (inner ring), spray modes, hand shower with PowderRain
- / Reduced design by integrating the wall connection into the shower pipe
- / With pivoting shower arm for flexible direction of the overhead shower, and thus individual use of space

650

Products

Showerpipe 280 1jet for concealed installation

48790670

Basic set for showerpipe

48798180

Thermostatic module for concealed installation for 2 outlets

45712670

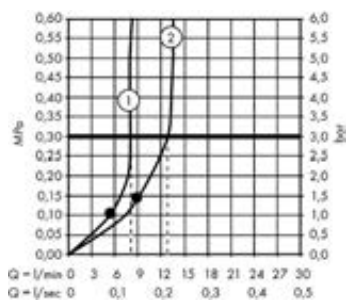
Basic set for thermostatic module

45710180

Bath towel rail 600 mm

42860670

Flow diagrams



Showerpipe 280 1jet

for concealed installation

48790670

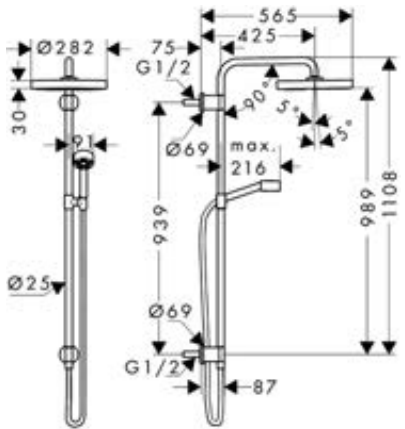
① PowderRain

② Rain/PowderRain

Function guaranteed starting at •. Consumption data is measured in practical use with the respective mixer / valve for concealed installation.



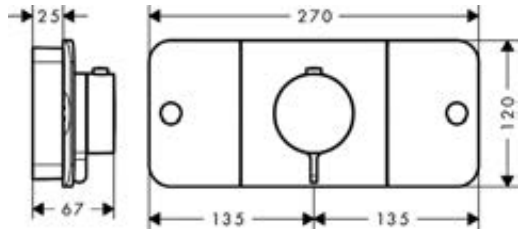
Dimension drawings



Showerpipe 280 1jet
for concealed installation



Thermostatic module for concealed installation
for 2 outlets



Planning example

AXOR One thermostatic module for concealed installation for 3 functions with AXOR overhead shower 250 2jet with ceiling connection:

This shower constellation consists of overhead and hand showers, each with two jets. Control is easy with the three large paddles of the AXOR One control element. The AXOR One control element. The AXOR One thermostatic module offers simple control and integrated temperature and water flow regulation in one rotary handle as well as control of the various functions, all in one element.

- / All-in-one: Control of all functions with a central thermostat module
- / Hand shower with two spray modes

652

Products

Overhead shower 250 2jet with ceiling connection

35297000

Basic set

26434180

AXOR One Thermostatic module for concealed installation for 3 functions

45713000

Basic set

45710180

AXOR One Hand shower 2jet

45720000

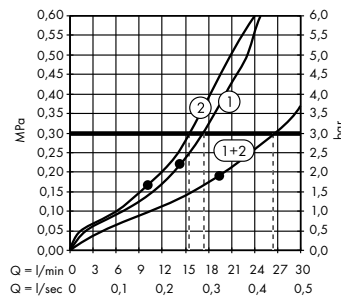
AXOR One Porter unit

45723000

Metal effect shower hose 1.25 m

28282000

Flow diagrams



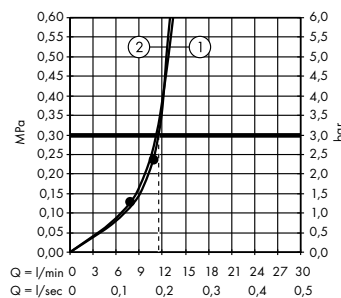
Overhead shower 250 2jet

with ceiling connection

35297000

① PowderRain

② Intense PowderRain



Hand shower 2jet

45720000

① Rain

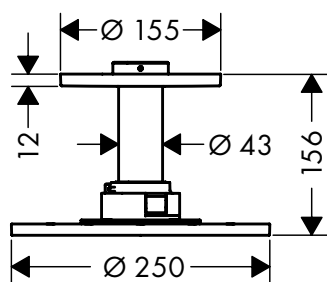
② RainFlow

Function guaranteed starting at •. Consumption data is measured in practical use with the respective mixer / valve for concealed installation.

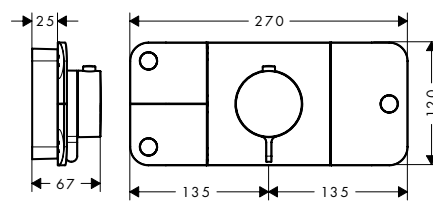


Dimension drawings

Overhead shower 250 2jet with ceiling connection



Axor One Thermostatic module for concealed installation for 3 functions



Planning example

AXOR Citterio concealed installation single-hole bath tub faucet with lever handle, AXOR 300/300 1jet overhead shower with shower arm and porter unit 120/120 with 2jet manual shower:

This shower situation consists of an overhead shower with one spray mode and a 2jet manual shower, which are conveniently controlled via the diverter in the single-lever bath tub faucet. The overhead shower with PowderRain brings relaxing, gentle showering experiences to the bathroom, while the hand shower with Rain and Mono spray modes provides refreshment and selective deceleration. The single-lever bath tub faucet with lever handle contributes to the consistent bathroom design, perfectly matching the AXOR Citterio lavatory faucets, which also feature the flat and ergonomic lever handle.

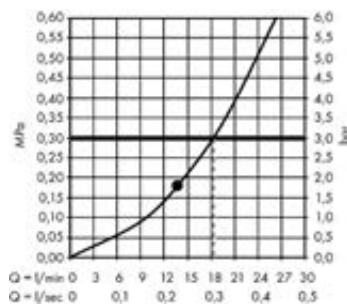
654

- / Using the bath tub faucet, two outlets or functions can be controlled without a thermostat solution
- / Spa experience: The PowderRain spray mode in the overhead shower gently envelops you in a cocoon of water
- / Less cleaning for the overhead shower thanks to integrated ServiceCard with dirt trap screens, jets that disappear into the spray disc after the water is turned off, and QuickClean function
- / Nice and tidy: Combination of shower support and wall connection in one porter unit

Products

Overhead shower 300/300 1jet with shower arm
35314330
Porter unit 120/120 with baton hand shower 2jet and shower hose
12626330
Single lever manual bath mixer for concealed installation with lever handle
39455330
Basic set iBox universal 1/2" and 3/4"
01700180

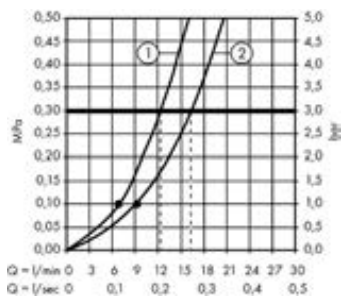
Flow diagrams



Overhead shower 300/300 1jet with shower arm
35314330

① PowderRain

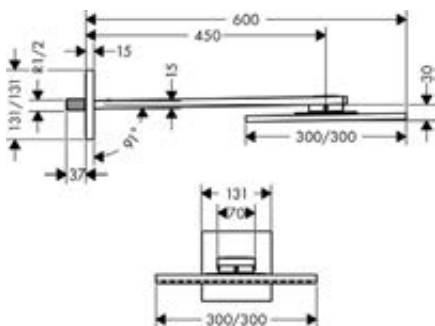
Function guaranteed starting at •. Consumption data is measured in practical use with the respective mixer/valve for concealed installation.



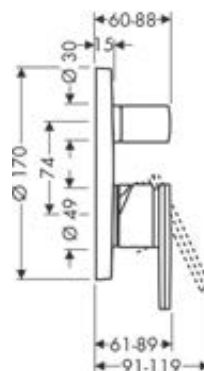
Porter unit 120/120
with baton hand shower 2jet
and shower hose
12626330

- ①  Rain
- ②  Mono

Dimension drawings



Overhead shower 300/300 1jet
with shower arm



Single lever manual bath
mixer for concealed
installation with lever
handle and integrated
backflow prevention

Planning example AXOR ShowerSelect thermostatic mixer for 1 function with AXOR Citterio E shower set:

Well above the standard for concealed installations, the iBox universal is the perfect basic set for AXOR ShowerSelect products and offers maximum flexibility in bathroom planning. In combination with the AXOR ShowerSelect thermostatic mixer and the AXOR Citterio E shower set, it creates a shower solution that captivates users with its clean design and high technical precision.

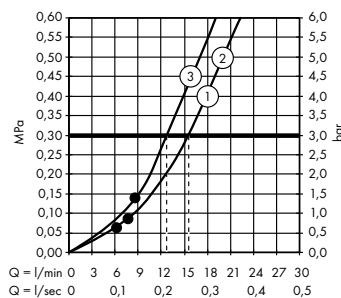
- / Universal application of the iBox as a basic set
- / The iBox universal is suitable for use in private and public spaces and meets common standards worldwide
- / Simple overall look: The technology disappears elegantly into the wall
- / With preinstallation, there is more time available to select the fittings
- / Space-saving solution for greater freedom of movement when showering
- / Replace fittings during renovation without problems
- / Simple, quick installation
- / Safe and secure: a concealed installation solution proven over 18 years of use

656

Products

Shower set 0.90 m with hand shower 120 3jet
36735000
Thermostat for concealed installation
softsquare for 1 function
36705000
Basic set iBox universal
01700180
Wall outlet round
27451000

Flow diagrams



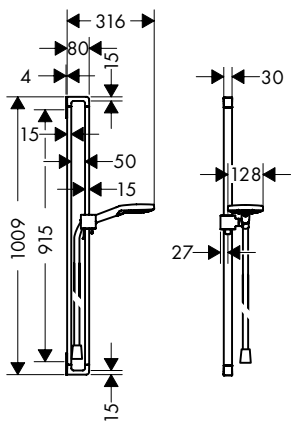
Shower set 0.90 m
with hand shower 120 3jet
36735000

- ① RainAir
- ② Rain
- ③ WhirlAir

Function guaranteed starting at •. Consumption data is measured in practical use with the respective mixer / valve for concealed installation.

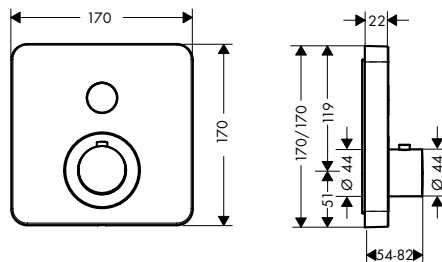


Dimension drawings



Shower set 0.90 m
with hand shower 120 3jet

Thermostat for concealed installation
softsquare for 1 function



The checklist: We've thought of everything.

Be perfectly prepared as you start your planning and consultation conversation with your customer. The checklist helps you to address all of the important points. From room design to the water experience, water consumption and accessories to installation and technology.

1 Bathroom Design

/ Bathroom type	<input type="checkbox"/> New <input type="checkbox"/> Renovation construction
/ Bathroom size	_____
/ Style	<input type="checkbox"/> Avant-garde <input type="checkbox"/> Modern <input type="checkbox"/> Classic
/ Material(s) used in the bathroom	_____
/ Color concept for the bathroom	_____
/ Shower size	_____

658










2 Shower planning

/ Shower form	<input type="checkbox"/> Tiled <input type="checkbox"/> Shower tray
/ Drain	<input type="checkbox"/> Channel <input type="checkbox"/> Trap
/ What is the ratio of tile to joint compound if walls are tiled?	_____
/ Are the protected zones for electronic installations taken into account?	<input type="checkbox"/> Yes <input type="checkbox"/> No
/ Is ceiling height sufficient? (e.g., for overhead showers, shower pipes)	<input type="checkbox"/> Yes <input type="checkbox"/> No

- / Placement of towel rack within reach? Yes No
 - / Accessories necessary in the shower? Yes No
 - / If yes: Which products? Shelves
(e.g., for shampoo and shower gel)
 - Towel rack
-

3 Water and control comfort

- / Is a shower pipe/shower column desired and can it be used? Yes No
- / Is an overhead shower desired and can it be used? Yes No
- / If yes: Which type of installation is desired for the overhead shower?
 - Ceiling connection
 - Wall connection
 - Integrated in the ceiling
- / Which form of overhead shower is desired?
 - Round Angular
 - Softsquare
- / How many spray modes are desired with the overhead shower? 1 2 3 4
- / Which spray modes are desired with the overhead shower?

<input type="checkbox"/>		<input type="checkbox"/>		<input type="checkbox"/>	
<input type="checkbox"/>		<input type="checkbox"/>		<input type="checkbox"/>	
<input type="checkbox"/>		<input type="checkbox"/>		<input type="checkbox"/>	
- / Is a hand shower desired? Yes No
- / If yes: How should the hand shower be attached?
 - Wall rod with integrated shower holder
 - Single shower holder
 - Porter unit
- / How many spray modes are desired with the hand shower? 1 2 3

/ Is saving water important? Yes No
 If yes: Use EcoSmart products.

/ Which type of installation is desired for the control element?
 (e.g., thermostats, shut-off valves) Exposed
 Concealed
 Exposed/concealed

/ Which control concept is desired? By pressing Select buttons
 By rotating

/ Should it be possible to reach mixer/set water conditions without getting in contact with water? Yes No

4 Product modification

/ Is an AXOR FinishPlus surface desired for the products? Yes No

/ If yes: Which surface finish is desired? _____

/ Are customized product modifications by AXOR Signature service required or desired? Yes No

Personalized inscriptions

Length modifications for products
 (e.g., shortening/lengthening)

Handle modifications

Integration of structures


Use of special materials such as wood or marble

/ Other requests or ideas: _____

5 Installation Planning

- / Is the required water pressure sufficient for the planned users? Yes No
- / Are the pipes the right size(s)? (inflow/outflow) Yes No
- / Is enough hot water available for the product? Yes No
- / Are the products suitable for use with a flow heater? Yes No
- / Can the handles be retrofitted? (Sturdy substructure?) Yes No


6 Notes



Inspiration

**At home in luxurious bathrooms
all over the world.**

In demand worldwide, AXOR faucets and showers can be found in the most prestigious hotels and restaurants and most luxurious apartments, houses and villas. What unites these places is the exceedingly high standard they set for design, quality, customization and sustainability.






Lily of the Valley, La Croix-Valmer / France

A hotel of the future in the middle of the outdoors

The Lily of the Valley in La Croix-Valmer is a dream of nature and freedom above the Mediterranean Sea. With a mission to imagine a paradise on earth, designer Philippe Starck created a hotel that guests can explore all year round – a warm and soothing atmosphere to find relaxation and harmony.

The sense of serenity and wellbeing at Lily of the Valley extends to the bathrooms and spa area – all in marble and flooded with light. For the faucets, Philippe Starck chose the AXOR Citterio collection in classic chrome. At the sink, the monumental AXOR Citterio single-hole lavatory faucet stands out with its enormous height. At the bath, the wall-mounted three-hole bath tub faucet with hand shower – unobtrusive in its elegance – fits perfectly into Philippe Starck’s extraordinary interior concept, both classic and timeless.



664



“THE LILY OF THE VALLEY IS A PARADISE ON EARTH WHERE LUXURY COMES FROM ITS HONESTY, ITS QUALITY, AND ITS GENEROSITY; CONCEPTS AND VALUES THAT HAVE ALSO ALWAYS BEEN A PART OF AXOR.”

Philippe Starck



Architectural concept and artistic direction:


Philippe Starck

Collection: AXOR Citterio

Surface: Chrome

Laurichhof, Pirna / Germany

A runway for individuality



At the gateway to Saxon Switzerland and close to the Elbe metropolis of Dresden, the Laurichhof invites you to a one-of-a-kind stay. On a fallow family plot, Annette Katrin Seidel, together with her son Franz Philip Seidel, made her long-cherished dream project a reality that expresses her more than thirty years of experience as an interior designer and architect. The result is the Designhotel Laurichhof with 27 individually furnished suites that invite you to see and experience, to wonder and admire, to relax and recover. The bathrooms play an elementary role in this. The spacious rooms reflect the design idea of the suites through the choice of materials, color scheme and, last but not least, the selection of different AXOR faucets and showers.

“WHAT MAKES AXOR SUCH A GOOD FIT FOR THE LAURICHHOF IS THE BRAND’S HIGHLY VERSATILE COLLECTIONS, WHICH GAVE US MAXIMUM DESIGN FREEDOM. WE WERE ABLE TO CHOOSE THE FAUCETS TO PERFECTLY MATCH THE INDIVIDUAL SUITE CONCEPTS.”

Annette Katrin Seidel, interior architect, designer, and owner of the Designhotel Laurichhof



665



Architect: Seidel+Architekten
Collections: AXOR Citterio,
AXOR Citterio M, AXOR Urquiola,
AXOR Starck, AXOR Starck Organic,
AXOR Montreux, AXOR Massaud
Surfaces: Chrome, Brushed Nickel

Arte Surfside, Miami / USA

Nuanced execution of compact luxury

Designed by Antonio Citterio Patricia Viel's multidisciplinary architecture and interior design practice, Arte Surfside's sculptural, 11-story residential complex with direct access to the beach embodies a key principle of compact luxury: it provides communal amenities that enhance the resident experience while creating private living space. The residential units, meanwhile, reflect another aspect of compact luxury, which Citterio describes as "the need for personalized, private spaces that make creative use of their dimensions."

Antonio Citterio worked exclusively with AXOR products in the Arte Surfside. In the bathrooms, he chose AXOR Citterio E faucets, a collection distinguished by the elegance with which it balances opposites.



666



“DESIGNERS’ EFFORTS SHOULD BE DIRECTED TOWARD MINIMIZING THE EFFECT OF CORRIDORS AND CIRCULATION AREAS, TO PERCEIVING THE SPACE AS IF IT WERE AS WIDE AS POSSIBLE. AND THEN TOWARD ADDING DETAILS, LIKE THE ONES WE’RE WORKING ON WITH AXOR IN THE BATHROOM, THAT GIVE A GREAT SENSE OF QUALITY.”

Antonio Citterio

Architect: Antonio Citterio
 Collections: AXOR Citterio, AXOR Citterio E,
 AXOR Starck, AXOR Universal
 Surface: Brushed Bronze

The AUDO, Copenhagen / Denmark

A hybrid space for hospitality and encounters




In Nordhavn, Copenhagen's old industrial harbor, new life has been breathed into a neo-baroque building from the early 20th century. The Audo celebrates and hosts human encounters in the global, digital age. Bjarne Hansen, founder of Danish design firm MENU, and Jonas Bjerre-Poulsen, co-founder of Norm Architects, conceived The Audo as a hybrid space, a platform for bringing local and international creatives together. International visitors, however, will appreciate it first and foremost as a one-of-a-kind hotel. Through the choice of materials and colors, each room evokes a different mood. AXOR Uno harmonizes with all of them – whether in Brushed Black Chrome for a “lunar” ambiance or in Brushed Bronze for a “deep forest” atmosphere. Other finishes include Brushed Brass and Stainless Steel Optic.

667

“WE WERE THRILLED WITH ALL THE WONDERFUL FINISHES AXOR HAD TO OFFER. WE WANTED A DIFFERENT MATERIAL AND COLOR PALETTE FOR EACH FLOOR AND ROOM.”

Jonas Bjerre-Poulsen, co-founder of Norm Architects



Architects: Norm Architects
Collections: AXOR Uno, AXOR
Showers, AXOR Citterio
Surfaces: Brushed Black Chrome, Brushed
Bronze, Brushed Brass, Stainless Steel Optic

De Gulde Schoen, Antwerp / Belgium

Coming home in luxury



“WE MAKE SURE OUR GUESTS FEEL AT HOME. THAT INCLUDES HAVING A LUXURIOUS AND REJUVENATING BATHROOM EXPERIENCE WITH HIGH-QUALITY AXOR PRODUCTS.”

Family Dembélé

Flanders' most dynamic design hotel, the Suite Hotel Gulde Schoen, can be found in the heart of Antwerp, in one of the city's oldest buildings, constructed in 1493. An historic building with a name that refers to a golden shoe could not find more appropriate owners than star footballer Moussa Dembélé, his mother Tilly and his sister Assita. The trio gave the building an extensive renovation, transforming it into a high-end suite hotel. Today's visitors will be seduced by an elegant but subtle blend of old and new, noticeable from the inner courtyard to the cloistered arcades to the stone-sculpted frieze framing the gilded entrance. For bathrooms in keeping with De Gulde Schoen's atmosphere of urbane sophistication, the hoteliers opted for AXOR Citterio E in the finishes chrome and Brushed Brass at the washbasin, bath and shower.

668




Collections: AXOR Citterio E, AXOR ShowerSelect, AXOR Accessories

Surface finishes: Chrome, Brushed Brass

The Retreat at Blue Lagoon, Grindavik/Iceland

Water meets wellness in a one-of-a-kind destination



At the Retreat at Blue Lagoon Iceland, earth, water and design come together as never before. An 800-year-old lava vein runs through the heart of the complex, and the rock's unique qualities are everywhere incorporated into the architecture. But the real star is the water. Created in a tectonic realm of searing heat and immense pressure, the mineral-rich water of the Blue Lagoon is fabled for its healing properties and otherworldly beauty. This water completely surrounds the Retreat's 62-suite luxury hotel, to stunning effect. And the special relationship with water continues indoors, where bathrooms are equipped with AXOR Starck and AXOR Showers products in Chrome and Brushed Black Chrome.

669



“THE RETREAT IS BUILT INTO AN 800-YEAR-OLD LAVA FLOW AND WE WANTED THE DESIGN TO CELEBRATE THAT. THE FIREPLACES ARE MADE OF LAVA ROCK, AS ARE THE TABLES. WE SELECTED CUSTOM FAUCETS BY AXOR TO FIT THE OVERALL MOOD WE WISHED TO CREATE.”

Sigurdur Thorsteinsson,
Chief Design Officer, Design Group Italia

Collections: AXOR Starck, AXOR Showers
Surface finishes: Chrome, Brushed Black Chrome

Private apartment, Prague / Czech Republic

Modern luxury in a discreet location

The “Golden House” – as it is also called – is located in the 6th district of Prague and offers modern luxury in a discreet location. Designer Ivanka Kowalski created an intimate yet opulent atmosphere by delicately combining different materials. The highlights of this property are the private spa and en suite bathrooms. These spaces are adorned by various AXOR collections, each of which makes a unique contribution to the overall aesthetic. For the bathroom products from the AXOR Urquiola and AXOR One collections, Kowalski chose Brushed Gold Optic, Polished Gold Optic, and Brushed Bronze from the wide range of exclusive AXOR FinishPlus surfaces. At the sinks, AXOR Urquiola faucets and their artfully eclectic combination of shapes create a lively contrast to traditional wood and stone. The floor-standing thermostat becomes an extravagant, sensuous statement at the bath tub.

670



Interior architect: Ivanka Kowalski
 Collections: AXOR Urquiola, AXOR One,
 AXOR Showers, AXOR Starck
 Surfaces: Brushed Gold Optic, Polished
 Gold Optic, Brushed Bronze



“WITH ITS AVANTGARDE
 DESIGNS AND AN
 UNPARALLELED RANGE OF
 EXCLUSIVE FINISHES, THE
 AXOR BRAND HAS BECOME
 THE PERFECT PARTNER FOR THE
 BATHROOM AND KITCHEN.”

Ivanka Kowalski, interior designer

The Alchemist, Copenhagen / Denmark

A journey that touches all the senses



An evening at The Alchemist is sure to be a memorable one. Since opening in 2019, the Copenhagen restaurant has earned two Michelin stars for its highly creative, technically complex dishes and choreographed dining experiences. Head chef and co-owner Rasmus Munk worked with Studio Duncalf to reinvent the space – a former Royal Danish Theatre workshop for stage construction – by employing live performers and using visual technologies for Munk’s self-designed “holistic cuisine.” The Alchemist takes guests on a journey that touches all the senses – through neon halls, past walls spray-painted with graffiti and a 42-foot-tall wine cellar. If the journey takes you to the bathrooms or kitchens, you will discover not just one, but three AXOR collections.

671

“IN THE ALCHEMIST, WE HAVE THE OPPORTUNITY TO TAKE OUR GUESTS OUT OF THEIR NORMAL WORLD AND TRANSPORT THEM TO A DIMENSION OUTSIDE OF TIME AND SPACE.”


Rasmus Munk, head chef and co-owner



Interior architects: Studio Duncalf
Collections: AXOR Starck Organic,
AXOR Citterio, AXOR MyEdition
Surfaces: Brushed Black Chrome

Private residence, Falsterbonäset / Sweden

A unique villa on the Swedish coast



The Falsterbonäset peninsula on the southwestern tip of Sweden is home to some of the most beautiful beaches and luxurious villas in Scandinavia. When developers and interior designers Linda and Mikael Bergman decided to design a private home there, they had one goal: to build an energy-efficient, high-end residence with the latest smart home technology. The result – just 100 meters away from the famous Ljunghusen Beach – is a clean, classic design in a modern mix of materials. Featuring walnut, brass, marble, and polished concrete, the interiors were thoughtfully conceived, tastefully curated, and appear to flow almost seamlessly into one another, with no visible thresholds or unnecessary frames. When designing the bathrooms, the owners selected and customized various AXOR products to align with their sophisticated vision.

672

“AFTER VISITING THE AXOR BOOTH AT A LEADING TRADE SHOW, WE FELL IN LOVE WITH AXOR’S PRODUCTS. THE BRAND OFFERS EXACTLY WHAT WE WERE LOOKING FOR – EXCEPTIONAL, ENERGY-EFFICIENT PRODUCTS WITH BEAUTIFUL, INDIVIDUAL FINISHES.”

Linda Bergman, interior architect and owner



Interior architects and owners: Linda and Mikael Bergman
 Collections: AXOR Starck Organic, AXOR Showers, AXOR Starck
 Surfaces: Brushed Black Chrome, Brushed Red Gold

La Réserve Eden au Lac, Zurich / Switzerland

The imaginary yacht club on the lake



With the impetus of La Réserve and the vision of excellence from owner Michel Reybier, the Eden au Lac Hotel has reinvented itself as La Réserve Eden au Lac Zurich, a new five-star property in Zurich. The hotel has been completely redesigned to offer an elegant and timeless experience in the heart of an imaginary yacht club, just as Philippe Starck imagined. In doing so, the French designer envisioned the renovation as minimal but not minimalist, based on a quest for the structural soul and raw poetry of the site, uncovering the light and maximizing the architectural volume. The hotel is filled with rewarding surprises and mind games, sophisticated and carefully curated objects and materials that give the place a unique poetry and charm.

673



“LA RÉSERVE EDEN AU LAC ZURICH IS LIKE DANCING TO ROCK ‘N’ ROLL WITH THE QUEEN. EVERYTHING IS CLASSIC – AND YET NOTHING MORE. A TIMELESS COCKTAIL OF CREATIVITY, CLASSICISM, AND INTELLIGENCE, JUST LIKE SWITZERLAND ITSELF.”

Philippe Starck

Architectural concept and artistic direction: Philippe Starck

Collections: AXOR Citterio, AXOR Starck, AXOR Starck Organic accessories

Surface: Brushed Chrome

Treehouse, London / Great Britain

Luxurious sanctuary above the city



“THE INTERIOR IS BASED ON A MID-CENTURY STYLE LEANING TOWARDS THE PLAYFUL, NOSTALGIC DESIGN THE TREEHOUSE NAME IS KNOWN FOR. BECAUSE OF ITS NOVEL DESIGNS, OUTSTANDING QUALITY, AND A WIDE RANGE OF DIFFERENT STYLES, THE AXOR BRAND WAS THE IDEAL PARTNER FOR THE BATHROOMS.”

Audrey Sterk, interior designer

The Treehouse Hotel successfully combines the charm of the past with the comfort and convenience of the present. The hotel’s eclectic vibe extends into the en-suite bathrooms, where faucets from the AXOR Montreux collection combine the charm of a bygone era with contemporary technology and modern finishes. All AXOR Montreux faucets are used here in Brushed Black Chrome – one of the exclusive AXOR FinishPlus surfaces.

674



Interior architect: Audrey Sterk
Collections: AXOR Montreux
Surface: Brushed Black Chrome

Banyan Tree Anji, Huzhou / China

A meditation on luxury



THE ARCHITECTURE OF THE BANYAN TREE ANJI REFLECTS LOCAL CULTURAL FEATURES AND THE SURROUNDING LANDSCAPE. AXOR CITTERIO ADDS TO THIS THOUGHTFUL STYLE THROUGH ITS ELEGANT, ELEMENTAL SHAPES.

It is only an hour's drive from the teeming metropolis of Hangzhou, yet the Banyan Tree Anji is worlds away. Surrounded by bamboo forests, tranquil lakes and gentle valleys, this exclusive eco-resort exudes the calm and seclusion of a monastery—albeit a very luxurious one. The property includes a golf course, an equestrian club and a spa. With its unique blend of contemporary décor and Buddhist tradition, the Banyan Tree Anji offers visitors a holistic space in which to retreat from the hectic pace of daily life. No wonder the bathrooms feature products from the AXOR Citterio collection.

675



Project participants: Greentown

Collection: AXOR Citterio

Surface finish: Chrome

PREFACE

Modern bathrooms are more than a simple summary of planning and installation of tabs, showers and matching piping systems. Today, the room – which was for a long time a purely functional wet cell and neglected in terms of design – became a place of wellbeing, relaxation and regeneration. Besides the upgrade in both functional and product aspects, the bathroom developed over the last years more and more into a reflection of individual (composition) requests and (design) preferences. Along with this development, sales persons and planners are confronted with new demands. They need to advise discerning customers not only in terms of the right product choice but also in regards to the aesthetic impact of a bathroom.

This design lexicon serves both consultants and enthusiasts as a reference guide for design. However, it is not a claim to completeness – but as a competent basis for a professional dialogue it explains the different expressions in the areas of architecture, design and of the different AXOR collections.

ACCESSORIES

Borrowed from the French and used mostly in the plural, this collective term describes additional/ decorative and/or functional equipment (from French “accessoires”). “Accessory” actually describes a not-necessary-but-adapted-to-the-fashion style, arrangement or image composition additional by-product. Accessories are used primarily in fashion design to set accents that are highly trend-dependent. In interior design, accessories such as textiles, decorative items, pictures, candles, vases and, in the bathroom, additional functional (soap) dishes, towels, mirrors or purely decorative design elements for the wall are used to achieve consistency of a design concept or look (compare: AXOR Accessories).

AESTHETICS / AESTHETIC

Aesthetics is the theory of the sensual perception (from Greek “aesthesis” = perception). Therefore, it doesn't mean beautiful by itself, but the doctrine of regularity and basics of the beautiful (harmony), as can be perceived in nature or art. Additionally, it analyzes whether the aesthetic features can be seen as objectively given or if beauty is in the eye of the beholder. This approach focuses less on personal taste than on the generally human or generally societal perception of what is considered as beautifully (compare: Golden Ratio). In everyday speech, the term is often used as a synonym for beautiful, balanced, tasteful, appealing. In the true sense of the word, however, “aesthetic” describes all the characteristics which we experience with our senses and which determine how we perceive our environment and objects – particularly whether we perceive them as beautiful or ugly. Balanced proportions, regular or layered forms and harmonious

color combinations are often considered particularly aesthetic, beautiful and pleasant. How we perceive beauty may be partly rooted in biology, but it is also acquired culturally and sociologically (as defined by our personal environment). The same number of factors determine whether we perceive a design as being aesthetic or aesthetically convincing or not. In some cultures, clean and harmoniously proportioned shapes are considered beautiful while in other cultures however beauty means rich ornamentation.

AMBIENCE

The term *ambience* (from Latin “ambio” = surrounded or enclosed) means “surrounding environment” or “setting” in the sense of a special atmosphere exuded by a décor, a space or a piece of art. In interior design, *ambience* is achieved through a targeted aesthetic presentation and stands for the atmosphere created by a space.

ARCHETYPE

The term “archetype” comes originally from psychology or philosophy and – referring to psychologist C. G. Jung – indicates the primal image of being or original images, which are the compositions of (pre) human fundamental experiences and, all in all, represent the basis of the personality structure. An archetype (from Greek “arche” = beginning, and “typos” = imprint; meaning original model, mold) can be a shape that is embedded in our cultural memory and which is an example of or a symbol for a specific function. For many of us, a house still has a rectangular ground plan and a gabled roof, even though a variety of other house types exist today. Philippe Starck employed a bucket of water as an archetype. The water pump served him as an original

model for the faucets of the AXOR Starck Collection. In product design, archetypes are forms that establish or embody a new product class. For example, cross handles represent the handles of a faucet (compare: AXOR Montreux), the Porsche 911 represents the sports car, Mart Stam's "S34" steel-tube chair (1926) represents the cantilever chair, etc.

ARCHITECTURE/ARCHITECTONICS/ ARCHITECTONIC

Architecture (from Greek "arché" = beginning, origin, base, the first, and "téchne" = art, handcraft) describes the crafted occupation and aesthetic examination of humans with the built space. Architecture is one of the oldest art forms of human civilization. Today, the lines between functional buildings and architecture are blurred: Department stores, concert halls, churches and apartments are regarded equally worthy of the design process. The connection between architecture and geometry is as old as architecture itself. The concept of architecture as both shell and constructive framework, and the idea of axuality (alignment with the axes), find their source in Roman antiquity. These principles have been continually refined and are today expressed through modern construction materials such as steel framing, concrete, glass etc. Space is designed in terms of dimension, proportion, form and composition. The term "architectural" covers anything that creates a space and cannot be dissociated from it – both in terms of construction and design. In product design, architectural composition is based mostly on geometric (basic) shapes. Straight, non-expressive, purist forms, without superfluous elements and avoiding all unnecessary technical-appearing style, is perceived as architectural. These objects appear as architectural, structural elements that are weight-bearing, functional and adjusted to the room. Such objects are often connected to the wall or the floor and/or provide structure to the room. They usually are not decorative but simply draw attention to the essentials (compare: AXOR Edge). The term "architectonics" is often used synonymously but can describe – to differentiate it from "architecture" – a structure, order or system. It may be used in regards to not only to the art of building but also to the human body or even to a poem.

ASYMMETRY/ASYMMETRIC

"Asymmetry" describes the missing of symmetry or an inequality. It is only used in those areas when there is also a symmetry (symmetry/symmetric). The adjective describes the non-symmetrical or unequally balanced elements in a composition. This manifests itself in an

optical or even a structural imbalance in constructed objects or products. Some artists intentionally choose an asymmetric composition to create tension (compare: AXOR Urquiola). In deconstructionism, asymmetrical constructions are aimed at confusing the beholders' sense of balance and their perception of harmony by using technical illusions.

AUTHENTICITY/AUTHENTIC

"Authenticity" (from Greek "authentikós" = genuineness, reliability, credibility) means originality. An authentic object is always an original or a product identical to the original (as in serial production). In the figurative sense, a form or an attitude can be described as authentic (as opposed to cursory, superficial, ostensible) even though it might not characterize the original, as long as it carries its original quality and its true identity. Content can be considered as authentic when both aspects of perception – the instant semblance and the actual existence – are found to be in accordance. A form or a re-design is considered authentic when it is used or designed in the sense of the original (compare: AXOR Montreux).

AVANT-GARDE/AVANT-GARDIST

In the broadest sense, avant-garde (from French: "l'avant-garde" = front guard) assigns a leading or pioneering role. Avant-gardists are people who start new, pathbreaking developments. In contrast to a trendsetter, who starts only short-term styles, changes started by avant-gardists have a more basic and long-term effect. The term "avant-gardist" therefore doesn't describe one particular style, but rather an artistic or intellectual attitude. With respect to art history, the term "avant-garde" describes artists whose ideas and works are ahead of their time. In the history of visual art, stands for a new art movement of the (early) 20th century. The term is closely connected to modernity. The original aim of all avant-gardist movements (mostly elitist, perceiving themselves as forerunners) was always a change in society. Most avant-gardist movements in art emerged at the beginning of the 20th century from artists' communities sharing an idealistic belief in progress – such as Italian futurism, Russian constructivism, De Stijl (Holland) or German Bauhaus. All such movements reject the prevailing aesthetic norms of their time. Today, "avant-gardist" generally means a demonstratively modern artistic expression aimed to provoke and consequently to promote a new aesthetic or social ideal. Even if this ideal can't be realized, avant-gardist movements often

have a significant influence on prevailing trends in fashion, art and design of their time.

AXOR FINISHPLUS

AXOR term for (color) finishes. AXOR FinishPlus finishes are characterized by their exceptional brilliance, high durability and exclusiveness. Customers can choose from a large variety of standardized finishes such as Brushed Redgold, Polished Black Chrome or Polished Gold Optic. Therefore, AXOR FinishPlus finishes contribute significantly to the possibilities for personalization of the bathroom (compare: Individualization). The finishes are particularly resistant and much harder than a galvanized fixture. They also have an excellent color brilliance since they receive through the Physical Vapor Deposition (PVD) process an additional metal layer.

AXOR SIGNATURE

A service from AXOR that realizes individual demands such as lengthening, shortening or individual marking/labelling of AXOR mixers, showers and accessories. AXOR Signature plays an important role within the AXOR individualization philosophy since the service turns a bathroom product into a unique piece that fulfills the exclusive aesthetic taste of the customers (with own logo or emblem) or that is adapted to meet requirements that are based on special spatial conditions (longer shower arm for an extra-high ceiling) (compare: Individualization).

BELLE ÉPOQUE

This is the period of time around the turn of the 19th to the 20th century. It lasted about 30 years generally in Europe and affected especially the life in metropolises such as London, Paris and Vienna. A new cultural life started in cafes, lounges and theatres of the European core countries because of economic and technical progress, which affected also art, fashion, architecture and technology. This new era of freedom was also characterized by optimism and the new possibilities that technical improvements generated. Cabarets served as stages for writers, artists and actors; Parisian bohemians met in night clubs and variety theatres like the famous Chat Noir or Moulin Rouge in Paris. A parallel development took place in fine arts. During the time of Belle Époque, impressionism led to Jugendstil (Art Nouveau) and to Cubism. The most important representatives were Paul Cézanne, Gustav Klimt or Pablo Picasso. In architecture, a separation from historicism occurred; the builders first preferred Jugendstil and then turned over to the New

Objectiveness, which started in the early 1920's. The most important representative of Jugendstil in architecture was Paul Möbius. (compare: Jugendstil).

CLASSIC (DESIGN CLASSIC)

The adjective classic describes a design which is typical for its time, but at the same time so perfect and pure that it seems timeless. Classic designs are considered harmonious and complete – regardless of the associated epoch or art form. Therefore, classic is defined as timeless, in contrast to the circumstantial nature of fashion. Classic works can be found in music, architecture, fashion, art, design, literature and all other areas. Colloquially, the term classic is used today as a synonym for typical/original. Classics are considered to be perfect in form and pattern formation, making them likely to be imitated. Neither unique in form nor the first of their kind, these imitations can never reach the quality of the original. In design, a classic is the closest to a formal ideal, the basic idea, even if it is not as functionally perfect as its successors. Ray and Charles Eames's Lounge Chair is considered a modern design classic, while the iPod is presently called a classic. In bathroom design, the 1994 AXOR Starck collection is a design classic – primarily because the faucet, with its joystick handle and minimalistic design, was revolutionary in terms of operation and form. In visual arts and applied arts as well as in architecture, the Classic Modern Style includes artists and works of the period between the two world wars. The Bauhaus is one of the most important examples of this style.

CONCEPT/CONCEPTUAL

A concept (from Latin "conceptum" = the combined) is a plan, an idea for a project which can have artistic or creative value, even before its material realization. A concept advances the idea and incorporates many factors which play a role in the realization, success and the impact on, for example, a new product. The design constitutes the last stage of a concept. The concept is still recognizable in the completed product as the underlying formal and functional idea. In design, the quality of the concept is determined by how long-lasting the design is and how well the product functions. However, concept design, inspired in the seventies by concept art, concerns intellectual debate about the object, as opposed to its practical value for provoking a reaction from the user. Elements of concept design can be found in Radical Design and Antidesign, employed by Italian groups like Alchimia and Gaetano Pesce and in the New German Design (compare: New Design). Awards such as the Red

Dot Award: Design Concept illustrate how valuable concepts are – even before their realization – evaluating and acknowledging new design concepts, innovations and prototypes believed to be the precursors of tomorrow’s important products. AXOR information: With WaterDream, AXOR has established a format through which conceptual potential can be achieved without compromising design creativity (similar to concept cars of the automobile industry). Space, water and humans are the only parameters for the international architects and designers. With no constraints related to market conditions, radical freedom and thinking emerges about product design and bathrooms. Many of the AXOR WaterDreams (established in 2000) turned into visionary products for the bathroom, such as the AXOR Massaud collection, the AXOR shower products designed by Front, or the AXOR LampShower designed by Nendo, which is itself is a new interpretation of the interaction between light and water.

CULTURE/CULTURAL

In our society, we use the word cultural (from Latin “cultura” = development, cultivation, processing) to describe institutions and activities such as the theatre, music, visual arts, literature, but also education and research. However, these are only the most visible expressions of a culture, which develops within a community and which is determined by a range of factors like language, politics, law, family structures, social values, religion and social conventions, education, communication skills, consumer habits, housing and health care, social behavior and responsible attitude towards individuals, society and the environment. The complex phenomenon of cultural identity within Europe is closely connected with the concept of civilization (as a theoretical counterpoint to the state of nature, instinctive behavior and the abuse of power). This led to a new image of state and society in the context of the Enlightenment in the 18th century. Culture can also be understood as a concept which works on both a large and a small scale. It is not only individuals who develop their own culture, but also every community – on the basis of familial, societal and religious structures. An individual might express their cultural identity through appearance, bodily care, or style of living. In larger structures, this identity presents itself as a subculture. In companies, concepts of morality, history, brand-specific standards of quality and sustainability, as well as socially responsible behavior all result in a culture which contributes to the formation of a specific identity (compare: Corporate Identity).

DESIGN

Design has two principal meanings: design in the sense of a process (a drawing, an idea or a creative concept) and design in the sense of an outcome (the appearance of the created object, as well as the international language of larger structures, such as those encountered in interior design and architecture). The word design (from Latin “designare” = to signify) has been introduced into many different languages. Following its emergence in craftwork, design has since flourished in numerous other fields. The most important are product design (e.g. furniture and household objects), industrial design (a term largely applied to the design of industrially manufactured products in contrast to craftwork, but is sometimes used to describe specialized machines for industrial production), interior design (special art), graphic design (means of visual communication such as typography, prints, marketing materials), corporate design (establishment of an homogeneous visual appearance), communication design, packaging design, fashion and textile design, color design, etc. Design encompasses not only the visual or aesthetic presentation of an object or a communication medium, but also its functionality and construction. The tasks of a designer include product conceptualization, selecting and processing materials and choosing the production technique. Design influences ergonomics and the usability of everyday equipment and devices, and understanding the emotional component of a design has become crucial in today’s world. A well-designed product performs optimally, clearly conveys its function and is a pleasure to use both in the short and the long term.

DIAMOND CUT

Within gemology, cutting is a process which intensifies the shine of a gem by bringing out the optical effects which are already inside the stone. The cut of a diamond decides upon its brilliance. Cutting is part of the 4Cs (Color, Clarity, Cut, Carat) and is the most remarkable of these four criteria. The higher the quality of a cut, the more the stone shines. Only the perfect cut can bring out the unique fire of a diamond. There are around 1500 types of diamond cuts. The brilliant cut is considered the best-known cut, which is composed of small, polished surfaces. These surfaces, or facet (from French “facette” = bevel; partially polished, flat surface) cuts are used for other gemstones, mirrors and glass, and even to create special forms (compare: AXOR Starck V). AXOR information: For AXOR Edge, the diamond cut describes the partially refined surface structures

of the faucet. To achieve this texturing, a unique 3D structure is milled into the brass block at the handle or the lower part of the faucet. This structure is created using a diamond-tipped tool, the same one used when cutting diamonds. After that, the block is chrome-plated or refined with one of the AXOR FinishPlus finishes. The entire process creates a surface texture that is a special part of the faucet, standing in the Art Décoratifs cultural tradition.

DISCREET

The term (from Latin "decentia" = decency/civility) is a synonym for sensitive or befit. In aesthetics, this term means unobtrusive and restrained, describing the subtlety of a design element or an entire composition, in which no singular element dominates.

DYNAMICS/DYNAMIC

Dynamics (from Greek "dynamiké" = powerful or "dynamis" = power) refers to the movement of bodies under the influence of a force. The term dynamic usually describes the character of a person, an environment or an object and means that someone or something is full of energy, agile and light. It is often used to describe the character of a person, an environment or an object. Dynamic therefore signifies the opposite of static. However, dynamics can also mean the inner movement of a piece of art, a design object, a building or a room design. A sense of dynamism or movement can be achieved through deliberate nuances, rhythms or organic, sweeping lines.

ECLECTICISM/ECLECTIC

Eclecticism (from Greek "eklektos" = selected) is a design principle which draws upon different objects, styles, materials, elements or philosophies and combines them to create something new. As an artistic movement and design principle which openly draws upon existing or historic works of art, eclecticism has significantly shaped human creativity for centuries. It also characterizes different periods of European art from historicism onwards. The term eclecticism was used pejoratively in the past, applied to any art that lacked originality. In postmodernism, eclecticism as an art method became important for critical reflection on existing material. In design, the eclectic principle represents a technique to edit or reinterpret (art) quotations, or to create or reinterpret an original (creative and innovative) formal experience. This way, something new arises from established objects. Often, the result is a combination of references and symbols from the worlds of design and architecture (compare: AXOR Urquiola).

ELEGANCE/ELEGANT

Elegance (from Latin "elegantia" = fine taste or fineness) is associated with a sophisticated, stylish taste which has a distinctive and cultured appearance. People who dress elegantly and furnish their home in an elegant style wish to express a refined, cultivated sense of taste. The elements employed are mostly classical and harmonious, with bold or ornate elements often avoided.

ERGONOMICS/ERGONOMIC

Ergonomic is mostly used as a synonym for anatomically designed or optimal for human use. Ergonomics (from ancient Greek "ergon" = work and "nomos" = rule, law) is concerned with designing a work space that is efficient and gentle on the body. Ergonomic design aims to improve the interaction of man and machine and to create products that are easier to handle and more comfortable to use.

EXTRAVAGANT

The term extravagant means "in an eccentric or exaggerated, overstretched manner purposely different and therefore notable/exceptional". Previously used in a negative sense, extravagant today describes any creation in product design, architecture or interior design that is exceptional, new and unusual, partly futuristic, often made with the purpose to polarize.

FORMAL EXPRESSION

Formal expression describes the way in which an object or a room achieves a certain expression by means of its formal elements. Rooms and objects express themselves in their arrangement and via metaphorical references – for example a handle in the shape of a leaf. The term formal expression is in line with the idea that individual design elements (basic shapes, lines, colors, etc.) can achieve a certain expression through their arrangement – just like the words in a language. An object can therefore be soft or aggressive, expressive or concentrated, discreet or dominant, minimalist or sculptural.

FROG DESIGN

Frog Design is one of the most well-known international design studios. The company was founded under the name "Esslinger Design" in 1969 by Hartmut Esslinger. Working from Altensteig within the Black Forest, Esslinger worked with Georg Spreng and Andreas Haug to create the Tri-Bel hand shower, for which Hansgrohe received its first design award in 1974. The studio had its international breakthrough

at the beginning of the 1980s, receiving global recognition for its work, particularly the legendary Apple IIc and Apple Macintosh designs. During this decade, the company changed its name to Frog Design and relocated to Silicon Valley. The acronym FROG is an abbreviation for "Federal Republic of Germany". Today, the design studio has offices around the globe.

www.frogdesign.com

GOLDEN RATIO

In art and architecture, the Golden Ratio is the ideal ratio among different lengths of an object or a construction to one another. It is considered the epitome of aesthetics and harmony and was used intuitively long before its formula was discovered. It is argued that the Golden Ratio can be found in many works of the Renaissance artists such as Raphael, Leonardo da Vinci and Albrecht Dürer. The Golden Ratio defines the harmonious partition of an object into a shorter and a longer section in the mathematical ratio of $b:a = c:b$. The ratio of the longer section to the total length is the same as the ratio of the smaller section to the longer one (compare: AXOR Uno).

HAPTICS/HAPTIC

Haptics (from Greek "haptikos" = able to touch) is the study of tactile sense. Through touching surfaces and by being touched, living organisms receive various impressions and information. In design, the haptic perception of an object influences our well-being. Our reactions, whether we experience comfort or disgust, a feeling of warmth or coldness, or a sense of ease or irritation, are intuitive and beyond our control. The term goes back to the German psychologist Max Dessoir. He recommended in his publication "Über den Hautsinn" in 1892 to name the study of tactile senses, following terms such as 'acoustics' and 'optics'. The tactile perception of a surface largely determines our emotional relationship to the object, but also our confidence in its ergonomic quality, for example in that of a chair or a musical instrument. Haptic design principles are used in different areas, e.g. in product packaging haptics (form and surface structure), where it is used as an important recognition factor for a brand. A pleasant tactile experience is a decisive product feature, especially for products which are used several times a day (e.g. bathroom faucets).

HARMONY/HARMONIC

Harmony (from Latin/Greek "harmonia"= agreement, concord) is an aesthetic term for the meeting and coexistence of two or more different but matching

parts. These parts complement one another, resulting in a harmonious, balanced appearance. Ideally, all different parts retain their own identity, but join together to form a new unit. In most systems – as in music or color – the individual elements must share a common origin on a deeper level in order to be compatible (such as belonging to the same pitch in music or to the same color category).

INDIVIDUALIZATION

The term (from Latin "individuum" = individual being) has its origins in sociology, and refers to the increased desire in the West for individuals to construct their own identities during early industrialization and modernization. Though the term is used differently in sociology, psychology and economics, at the core it involves freedom of choice. Trend researchers have described individualization as a mega trend, one which affects value systems, consumption patterns and everyday culture. In the product sector, digital technologies such as 3D-printers, the internet, or programs of configuration create new possibilities for individualization. Websites that allow product configuration for vehicles are absolutely indispensable in this sector. Car buyers customize their cars online; choosing motors, colors and equipment packages. Today, product configuration (or customization) has reached nearly every area of everyday life. Food is assorted with different ingredients (My Muesli) and cosmetics are adjusted to the customer's special preferences (My Parfum). Individualization aims to fulfil one's own wishes and desires, allowing them to differ from others and to stand out from the (social) crowd. Interior design individualization – like product design – helps to express unique tastes and exemplifies exclusivity (individuality) (compare: AXOR FinishPlus, AXOR Signiture).

INTERIOR DESIGN

The aim of interior design is the artistic furnishing and decoration of a room. Interior design includes technical and structural aspects, as well as aesthetic, artistic expression. According to the BDIA (Bund Deutscher Innenarchitekten – Association of German Interior Designers), the legally protected professional title "Innenarchitekt" in Germany defines the tasks of an interior designer as follows: "The creative, technical, economical, ecological and social planning of interior spaces and connected to that, the constructional modifications of buildings." Besides the technical aspects, the interior designer creates the sensual perception of a room, which conveys relations and meanings that exceed spatial perception. The

representatives of the Bauhaus school sought to tear down the barrier between architecture and interior design. Today, their vision of architecture, interior design, art and product design as one integral task has become very popular once again.

LIFESTYLE

The term lifestyle means individual way of life. In common speech, lifestyle means the cultural form of life of a group of people. Cultural identities that do not refer to an individual are derived from this term and used in common language. In this context, it is common to speak of an American, a Western, or Eastern lifestyle. It not only represents certain values, but also conveys preferences in fashion, music and other areas. Attitudes towards health, professions, free-time, family and the nature of social relationships are also a part of a lifestyle. Lifestyle orientation includes the conscious presentation of one's personality (through cultural and fashion elements) and one's preferred style of accommodation. The ideal of any lifestyle, no matter what its specific orientation, is the creation and communication of individuality. The challenge, it seems, is to find a convincing (authentic) balance between individuality and the prevailing "Zeitgeist" / convention.

LUXURY / LUXURIOUS

Luxury (from Latin "luxus" = richness, excess, opulence) means expenditures and activities which exceed the bounds of what is considered standard or essential in a society. In its positive meaning, luxury is regarded as a desirable situation, in which life is more comfortable for individuals and free from worry. Also, "en vogue" in our society is a luxury which is limited in time and which marks special occasions in life. A clearly negative meaning of luxury, however, is a lifestyle that is superfluous, irresponsible and wasteful. Yet luxury and norms are not to be understood separately from each other. Luxury can be defined as a deviation from a state culturally defined as normal. Against a background of relative wealth on one side and a decrease in quality of life on the other, luxury is less defined by material wealth and instead by immaterial values: personal time, health care, outdoor experiences, family life, space, self-determination, etc. In current discourse, products and services are considered as luxurious when they show unique selling points, are limited (e.g. Haute Couture), or if they enjoy a collector's item status (such as rare wines).

MINIMALISM / MINIMALIST

Strictly speaking, minimalism isn't a style, but a principle in design which can be used in many different styles. The aesthetic aim in minimalism is a functional and visual result characterized by elegance and a concentrated, controlled use of materials. This is achieved by using only as much material as necessary and by focusing on the core of a project. The motto "less is more" is based on an aesthetic rule used in some Asian cultures, where a strong impression is created through the minimal use of objects, ensuring that superfluous elements do not distract from the central idea. The adjective minimalist is often used as a synonym for clear, simple and reduced. A typical feature of minimalism in architecture and design is the avoidance of using too many features. Minimalist designs typically feature primitive colors (e.g. red, yellow, green, blue) or geometrically primitive forms (e.g. circle, square, triangle). Small dimensions appear in the context of large surfaces and smooth surfaces are often dominant. In most cases, this arrangement is connected with a cool, rational design and a highly functional character. In design, the term minimalism is associated with a fundamental, purist trend that consciously broke away from Studio Alchimia and Memphis in the 1980s. The ideal of minimalism is simplicity. Simplicity means that only a few factors contribute to the creation of a form and that relatively few influences are visible. The most exacting requirements in minimalist design are generated when there is a need to integrate complex components into a simple form in a harmonious, virtually invisible way. Minimalist product design therefore often encloses a complex interior or a complex processing of materials. The aim is to transform complexity (with regard to technical equipment or difficult structures) into a highly sophisticated and organizational form. Japanese designer Shiro Kuramata and French architect and designer Philippe Starck are among the most popular representatives of minimalism (compare: AXOR Starck).

MODERN / MODERNITY

In common usage, the term modern means contemporary, up to date, progressive or in accordance with the latest fashion. However, using the term modern as a synonym for fashionable is reductive. Modern refers to the latest developments in society, science and technology. In design, modern is mostly used in a contemporary context. It is less common to use the term with reference to Classical Modernity (early 20th century).

MODULE/MODULARITY/MODULAR

A module is a component of a larger system.

Modularization (or the modular principle) refers to partitioning of an ensemble. In modular construction, systems are assembled from standardized individual components. In industrial production, modularization increases efficiency and the resulting modular product offers advantages for the users. Some highly sophisticated and common product lines in the automobile or furniture industry are based on modular construction, which makes it possible to customize a collection, or adjust it to changing circumstances (compare: AXOR ShowerCollection). In architecture, the modular principle offers a lot of advantages – especially in terms of costs and flexibility. Thanks to modern, computer-based production concepts, modular buildings and individualization possibilities or aesthetic designs are no longer considered as insurmountable hurdles.

MONOLITH/MONOLITHIC

A monolith (from ancient Greek “monólithos” = unified stone or one-stone) is a naturally-shaped or carved block formed from one type of stone. Boulders (large, single pieces of stone) or overhanging mountain ledges are considered (natural) monoliths, as are island rocks (e.g. Uluru in Australia) or rock towers (e.g. Angels Landing in the USA). Monoliths created by human hands include stone pillars, e.g. The Obelisk of Axum, Ethiopia, and the Stone of the Pregnant Woman, Lebanon. The latter is one of the largest carved monoliths and was originally planned to be in the temple complex of Baalbek. The adjective monolithic is usually used synonymously for anything consisting in one piece or one block. In architecture, the term refers to buildings (or parts of buildings) that are built out of one single material (stone or cast concrete). Similarly, underground tanks or water reservoir tanks of a single mold are also called monolithic. In general, objects are described as monolithic if they consist of a single part (compare: AXOR MyEdition).

MONUMENT/MONUMENTAL

Important/meaningful memorials, buildings or large paintings are called monuments (from Latin “moneo” = to commemorate sb./sth., admonish, call attention to) and often have the purpose of preserving the memory of historically important people or events. These could be burial mounds (Hågahügel, Sweden), giant sculptures (Mount Rushmore, USA), or symbolic buildings (Walhalla, Germany). One common usage of monumental is as an adjective for anything

reminiscent or serving as a monument, made in large dimensions and therefore very impressive. In architecture, the Neoclassicism of the early 20th century was influenced by the monumental approach to building from antiquity, the Baroque and the Classic. The main building of La Sapienza University (Rome, Italy), the Haus der Kunst (Munich, Germany) or the Michigan Central Station (Detroit, USA) are all examples of this (compare: Neoclassicism). Monumental buildings or furniture have – due to their impressive dimensions – a memorial effect (compare: AXOR Citterio).

NATURAL/NATURE-INSPIRED DESIGN

In common usage, the adjective natural means real, authentic, original and of indigenous origin. This general meaning was coined during the Enlightenment in Rousseau’s philosophy, which accentuated the difference between a natural and a civilized way of life. The use of natural in the sense of biological, non-synthetic and pure only became dominant with industrial development and the introduction of artificial materials and artificially produced food. With the increasing mechanization of our surroundings and a growing sense of alienation from nature and traditions, the idea of a natural environment has come to assume greater prominence as an ideal or utopian state. The term natural describes a state of affairs which hasn’t been altered by civilization or education. In design and architecture, the term natural refers to a process of imitation with the purpose of achieving an overall impression reminiscent of nature, with the aim to create a sense of well-being. When designing an object and when choosing the materials, all human senses are considered; visual and spatial perception, the senses of smell and touch, sensations of warmth and cold and also cultural connotations. Consequently, nature-inspired design is a design principle that uses nature as role model and recreates a sense of nature. Consequently, nature-inspired design products should create an overall natural impression and enhance the feeling of well-being (compare: AXOR Massaud).

NATURALIST/NATURALISM

Naturalism is a movement in literature and art that experienced its zenith from 1870 until 1890. Artists of naturalism had the aim to portray objects as they are; as realistically as possible, convincing in perspective, accurate in every detail and without euphemism. However, accuracy in appearance, carried to extremes by photorealism, is no guarantee that the message conveyed is genuine or true.

NEOCLASSICISM

Neoclassicism (in contrast to classicism of the late 18th and the early 19th century) is an international architecture trend of the 20th century. The movement turned against Jugendstil and historicism after the First World War and was then characterized by referring to classical style elements and forms. The creators of Neoclassicism studied the buildings of Greek and Roman Antiquity, borrowing and then modifying their clear structure, geometrical layout, monumental appearance and classical order of pillars and gables. Famous buildings in the Neoclassical style of architecture are found in the USA (e.g. 30th Street Station in Philadelphia), in France (e.g. the Palais de Chaillot in Paris), or in Finland (e.g. the Finnish Parliament in Helsinki). A unique neoclassical style with a monumental focus emerged in Germany under National Socialism and in fascist Italy, for example from Albert Speer or Enrico del Debbio. Famous examples in Germany include the Olympic Stadium and the Neue Reichskanzlei. In Italy, examples include the sports facilities Foro Italico in Rome, as well as St. Peter's Basilica and the Basilica of St. Paul in Rome. In Russia, socialist Neoclassicism influences many cities even today: the Moscow State University is one example, as is the House of Soviets in St. Petersburg.

NOSTALGIA/NOSTALGIC

Nostalgia (from Latin *nostalgia* = homesickness, Greek *νόστος* = homecoming and *άλγος* = pain) describes the memory of good times past: a feeling of undefined, retrospective longing which motivates one to recall or revive past styles in art, music or fashion. Nostalgic design or nostalgia is invoked by products, spaces, and music (e.g. by reusing flower power elements of the 1960s, or the music of the 1980s). The focus is on reconstructing a past style as accurately as possible, without adding new elements, or on creating a new style by combining old and new elements (compare: Retro) (compare: AXOR Montreux).

ORGANIC DESIGN

Organic Design is both a style and a principle of design and construction. As a style, it constitutes the polar opposite of geometric, functionalist styles. It is inspired by organic shapes and sometimes also by inorganic, particularly crystalline, structures, both of which appear in nature. Classical features of Organic Design are powerful curves and dynamic, round shapes. Typically, (but not exclusively) amorphous forms are used which appear natural and symbolize nature. The aim is to achieve a pleasing, natural impression and many organic designs allude to

structures that occur naturally. As a design principle, Organic Design can be found in many disciplines and there is no stylistic unity. Organic forms can be found in traditional, high-tech or minimalistic styles. Organic Design is not characterized by stylistic expression, but rather by a principle of construction that imitates nature (e.g. cellular, netted, skeletal, crystalline) and by abandoning classical static weight-bearing structures in favor of a more flexible and elastic construction. What all organic objects have in common is a design that is developed from the inside out and a focus on accentuating expression. Common techniques include asymmetrical construction, flowing lines, soft shapes, directed structures, plastic volumes and dynamic forms. In organic architecture, buildings might appear to grow or they might even appear to have an explosive energy. Frank Lloyd Wright (Guggenheim Museum New York), Eero Saarinen, and Hans Scharoun in Germany each produced ground-breaking work in this field. Today, futuristic buildings by architects such as Frank O. Gehry, Zaha Hadid, or Peter Cook (Kunsthhaus Graz) increasingly showcase organic design elements. The most important representatives are Ron Arad, Luigi Colani, Massimo Iosa-Ghini, Ross Lovegrove (seats for Japan Airlines, 2002) and Philippe Starck. Objects designed through Organic Design principles are often shaped ergonomically and made of high-quality, sustainable materials which fit the overall idea of the product (compare: AXOR Starck Organic).

ORIGINAL

The word original (from Latin *origo* = beginning) has several meanings. As opposed to a counterfeit, an original is a genuine product or object. As opposed to a copy, an original is a work created by the artist; it is neither changed or replicated. Original can also mean the initial version or prototype; the first version of a text, painting, work of art, or product model. As an adjective, original can also mean innovative, creative, or ingenious. In this context, the adjective original describes something incomparable and exceptional.

PROPORTION/PROPORTIONAL

In aesthetics, proportionality means a ratio of size or length which is particularly pleasing to the eye. In fine arts, proportion is used to measure the ideal ratio of individual parts to one another and to the whole. In architecture, it is the measurement of width, height and depth in relation to the complete building (compare: Golden Ratio). How we perceive the balance of proportions is not a matter of chance. It is determined by biology, aesthetics and culture.

American cars seem overproportioned to Europeans, but still harmonious as a whole. Extra-long necks, considered an ideal of beauty in some African cultures, challenge our perception of proportions. In fashion, taste changes faster than in other areas, whereas in architecture it is relatively more constrained by structural requirements.

PURISM/PURISTIC

Today, the term purism (from Latin "purus" = clear/pure or French "le purisme" = the Purism) is mostly used as a synonym for simplicity and frugality. Purism is a style within the modern art and architecture of the 20th century. It was originally used in the sense of linguistic purism, which advocated a pure, unaltered style, free of any foreign objects. Purists want to keep a cultural characteristic as authentic, original and pure as possible. A strictly classical design can also be considered purist. Purism is therefore always associated with a certain sense of stringency. As a design movement, purism developed from an aesthetic trend which itself derived from Russian constructivism, a style which called for clear, austere art modelled on the basis of purely architectural and geometric forms. The ideal is a composition of elementary geometric forms that avoid purely decorative effects. In contemporary design terminology, purism stands for the extremely reduced use of forms with an almost ascetic character. An ethical component can also be perceived: modesty in outward appearance meant to convey a nearly sacral concentration on intrinsic value. Since purism also represents the ideal of authenticity, nothing is concealed (as opposed to minimalism) to achieve a more homogenous and harmonious appearance. All elements should speak for themselves. Typical features of purism include a minimal combination of materials, untreated surfaces, clarity through sharp lines, geometric or archetypal forms (including traditional, simple forms), strong contrasts with few primary colors and combinations of black, white and grey. Purism is characterized by structure, timelessness and substance (compare: AXOR Uno).

QUOTATION

In general usage, quotation refers to the literal repetition of a part of a text. In the context of art, architecture and design, quotation describes the reclamation of parts of an older work in the process of creating a new one. Quotation is a technique that has been popular in many periods in art history and was revived in the 20th century, particularly by postmodernists. While in postmodernity quotations

were mostly used in an ironic and playful manner, designers in the modern eclectic style employ quotations as a means of deriving new design interpretations and, ultimately, new designs.

SCULPTURE/SCULPTURAL

A sculpture (from Latin "sculpere" = to carve, create, chisel) is a three-dimensional body (mostly a piece of art) which has a powerful and symbolic appearance from several perspectives and which clearly distinguishes itself from its environment (compare: Plastic). A sculptural design element delivers its own, autonomous statement, is independent of its environment and has a strong influence on the viewer's perception of a space (compare: AXOR Edge).

SENSUALITY/SENSUAL

Colloquially, sensuality means turning the senses or the receptivity of the sense organs toward outer impressions. Perception makes it possible for us to distinguish our environment for its materials and forms, and to recognize and categorize things from their characteristics. Often sensuality is associated with eroticism, but also with sensual driving forces, preferences, desires and passions, needs, and feelings of pleasure and displeasure. Sensual as an adjective describes something "happening through or recognizing something by senses" or "belonging to the senses". The term sensual is also used in the context of "concentrating on senses", if the product focuses on the human senses. Design can be sensual, if it attracts someone in an emotional way and if touch, sight and taste are triggered in a positive way. Sensual design is often combined with a comfortable feel and/or balanced look (compare: Golden Ratio) (compare: AXOR Starck Organic).

STYLE

Style is primarily the expression of personality. It is not restricted to individual expression and can also signify the presentation and expression of an epoch (such as Jugendstil), a region (like the Italian "Bel Design"), or an artist/group of artists or designers (Bauhaus, Memphis, etc.). A style is identified by recurring, characteristic features and by a particular choice and use of forms. In fine arts, it is called a style if these features form a pattern that appears in numerous individual works. These characteristics can develop into a personal style (also called individual style) found in art, design or in fashion. However, a style can be considered archaic, idealist or naturalist, independent of personalities or time periods. In

design, the most widely known stylistic categories are functionalist, minimalist, organic and classical.

STYLE MIX

A combination of style elements from different historical contexts (compare: Eclecticism) or from different aesthetic backgrounds. A style mix typically features objects taken from different designs. However, these different styles are not mixed within a product or a collection, ensuring that the individual style remains distinguishable. This is a commonly used method in interior design. Style elements are often used sparingly to establish accents and contrasts, attempting to create tension and challenge familiar perspectives. This lends a distinctive character to a minimalist or purist ambience. The intention is to invite a fresh perspective on objects considered as aesthetic standard-setters due to their immaculate appearance.

SYMBOL/SYMBOLIC

A symbol (from Greek "symbolikós" = identification or identity mark) always carries a meaning. It is an image defined by certain conventions and conveys a meaning that is open to interpretation. Whereas a sign conveys something specific, symbols are complex, representative of something that is imperceptible. Symbolic in this sense means representative or "referring to a deeper meaning". In the context of design, symbols are not employed as direct signs (e.g. as in language theory or with traffic signs), but rather convey an indirect message, as a symbol goes beyond the meaning of the object itself. The meaning of symbols in religions, myths or art often resist translation or interpretation by reason alone. A similar depth of meaning can be found in design, but symbols in design mostly have an emotional function. Either the design itself conveys a familiar, conventional world (such as the wing chair or the AXOR Starck faucet, reminiscent of an old-fashioned pump) (compare: Archetype), or individual design elements stand for different aspects of life – such as the color gold for luxury, chrome for sophisticated technology, or leaf-shaped for nature. The symbolic function of design (as opposed to a mere indication of intended use and operation) becomes apparent in its relation to the social context. For instance, Bauhaus symbolized avant-gardist ideas, functionalism represented industrial progress, country style was a symbol for the simple life and minimalism stands for sophistication and high-tech comfort.

TENSION

In physics, the term tension describes the force inside an elastic body. A more metaphorical understanding

is used in design, where the body is rarely elastic and the force in question is not of a physical nature, but manifests itself as a visual and emotional energy. Tension is created through polarization or a hierarchical structure, rendering an object more desirable and attractive in the long term.

TIMELESS

Not constrained or subject to a fashion or era. Timeless can be defined in totally different ways and can relate to events, people, or objects. In everyday usage, any long-awaited aesthetic unaffected by changes in fashion is labelled timeless (compare: Classic).

UNICUM

A unicum (from Latin "unus" = one, one single) is an object or a product which only exists once in this form. Even though the (democratic) nature of design manifests itself in reproducibility and serial production, unica today are no longer restricted solely to the art market. Instead, some design products are marketed (and priced) as limited editions of a serial design, or as unique objects (compare: AXOR Signature).

URBAN

The adjective (from Latin "urbanus" = belonging to the city, to: urbs = city) stands for the city or characterizing urban life. Individuals are described as educated or sophisticated if their social manners or appearance are urban. The term urban design describes town planning and development and includes the planning and the creation of all building measures in a city or landscape. That includes public buildings as well as residential buildings, open spaces and infrastructure. In the context of products and interior design, creations with an urban touch or character are aimed towards usefulness in the modern metropolis. Urban furniture fits perfectly into big-city-life within loft spaces and skyscrapers, and is characterized by pure elegance, without ornamentation or other representative details.

I M P R I N T

Publisher:
AXOR / Hansgrohe SE

Photography:
Bohmann Sjöstrand
Marco Craig
Lorenz Cugini
Alex Dwyer
Tom Hegen
Jehle & Will
Kuhnle & Knödler
Uli Maier
Markus Wendler
Mattia Zoppellaro/contrasto/laif

Photography AXOR inspiration:
Poulsen/Søren Gammelmark
Lily of the Valley - Tezenas
Designhotel Laurichhof, Pirna - Designhotel Laurichhof
Arte Surfside, Miami Beach - Kris Tamburello
The Audo, Copenhagen - Alex Dwyer
The Retreat at Blue Lagoon Island - Blue Lagoon Island
Private Apartment, Prague - Jakub Komrska
The Alchemist, Copenhagen - Claus Bech
La Réserve Eden au Lac, Zurich
Treehouse, London - Sebastian Nicholas
Banyan Tree Anji - Banyan Tree

Lithography:
Eder GmbH, Ostfildern

Date:
December 2022

Subject to technical changes and colour variations for technical reasons. Printed on 100 % chlorine-free bleached paper.

AXOR



AXOR Product Catalogue 2023 EX en-EN - Subject to change in the interest of technical advancement
Form No. 84090480 · 03/23/3,3 · Printed in Germany

AXOR / Hansgrohe SE
P.O. Box 1145
77757 Schiltach
Germany
info@axor-design.com

AXOR-DESIGN.COM

